



US00D832362S

(12) **United States Design Patent** (10) **Patent No.:** **US D832,362 S**
Findley (45) **Date of Patent:** **** Oct. 30, 2018**

(54) **QUEEN CHESS PIECE** D176,910 S * 2/1956 Folley D21/388
D260,694 S * 9/1981 Mallett D21/388
(71) Applicant: **Jill Lucas Findley**, Allenwood, NJ D375,532 S * 11/1996 Branham D21/389
(US) D598,960 S * 8/2009 Brown D21/389
D691,213 S * 10/2013 Rosser, Jr. D21/389

(72) Inventor: **Jill Lucas Findley**, Allenwood, NJ * cited by examiner
(US)

(**) Term: **15 Years**

Primary Examiner — George D. Kirschbaum
Assistant Examiner — Joseph J Kukella
(74) *Attorney, Agent, or Firm* — Gertner Mandel, LLC;
Richard Malagiere, Esq.

(21) Appl. No.: **29/621,613**

(22) Filed: **Oct. 10, 2017**

(51) **LOC (11) Cl.** **21-01**

(57) **CLAIM**

(52) **U.S. Cl.**
USPC **D21/388**

I claim the ornamental design for the Queen chess piece, as shown and described.

(58) **Field of Classification Search**
USPC D21/300, 334, 335, 338–341, 343, 345,
D21/346, 348–351, 355, 357, 359, 362,
D21/363, 365, 376, 378, 388, 389
CPC A63F 3/00006; A63F 3/00056; A63F
3/00138

DESCRIPTION

See application file for complete search history.


FIG. 1 is a front perspective view of the Queen chess piece of the present invention.
FIG. 2 is a front view thereof.
FIG. 3 is a rear view thereof.
FIG. 4 is a side view thereof.
FIG. 5 is a side view thereof.
FIG. 6 is a top view thereof; and,
FIG. 7 is a bottom view thereof.

(56) **References Cited**

U.S. PATENT DOCUMENTS

D158,515 S * 5/1950 Schlossberg D21/388
D158,517 S * 5/1950 Schlossberg D21/388

1 Claim, 4 Drawing Sheets






FIG. 1

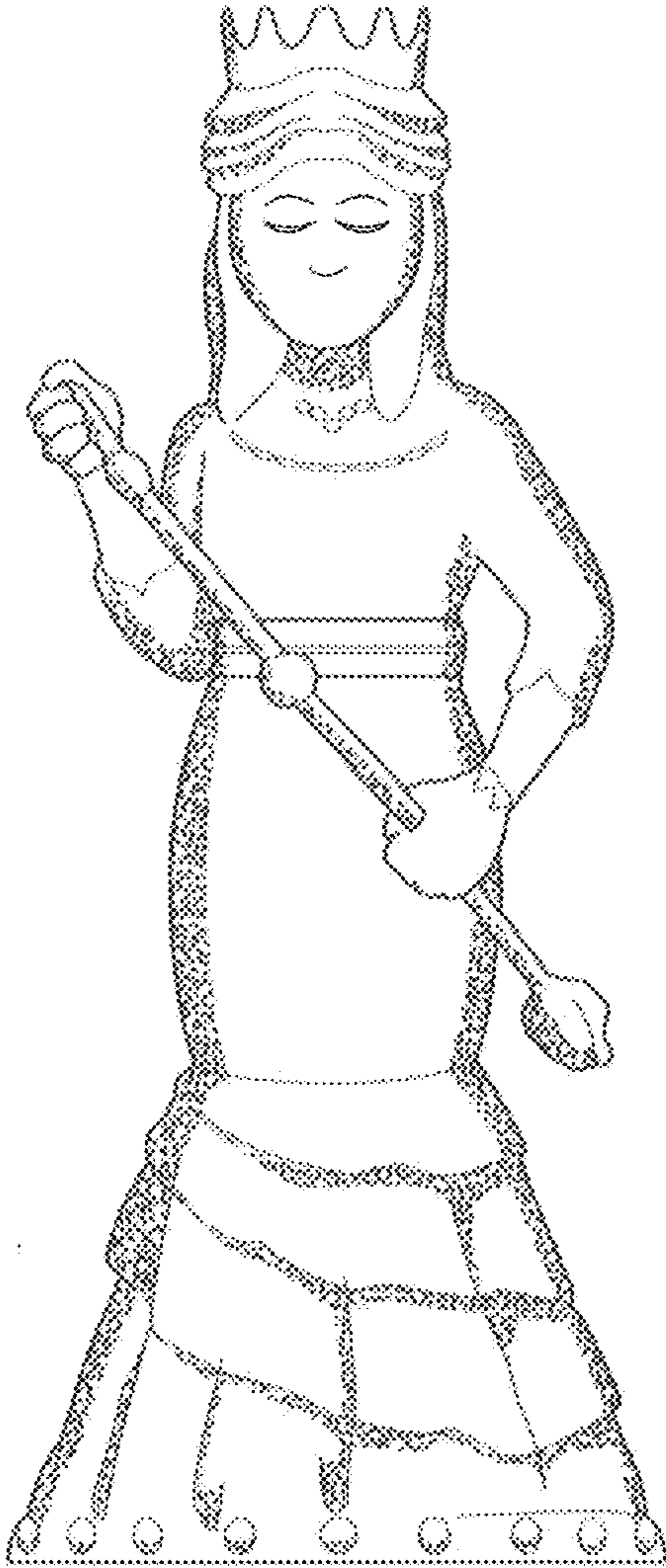


FIG. 2




FIG. 3




FIG. 4

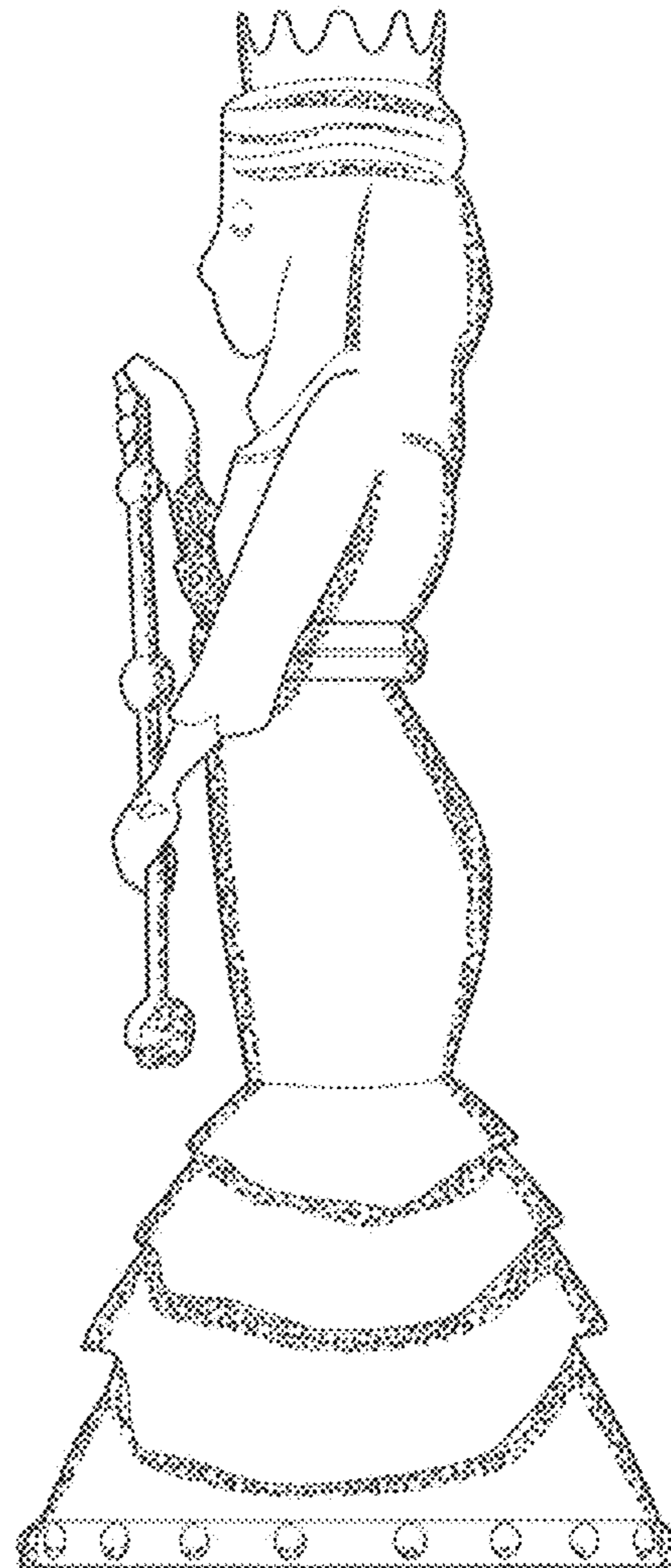


FIG. 5

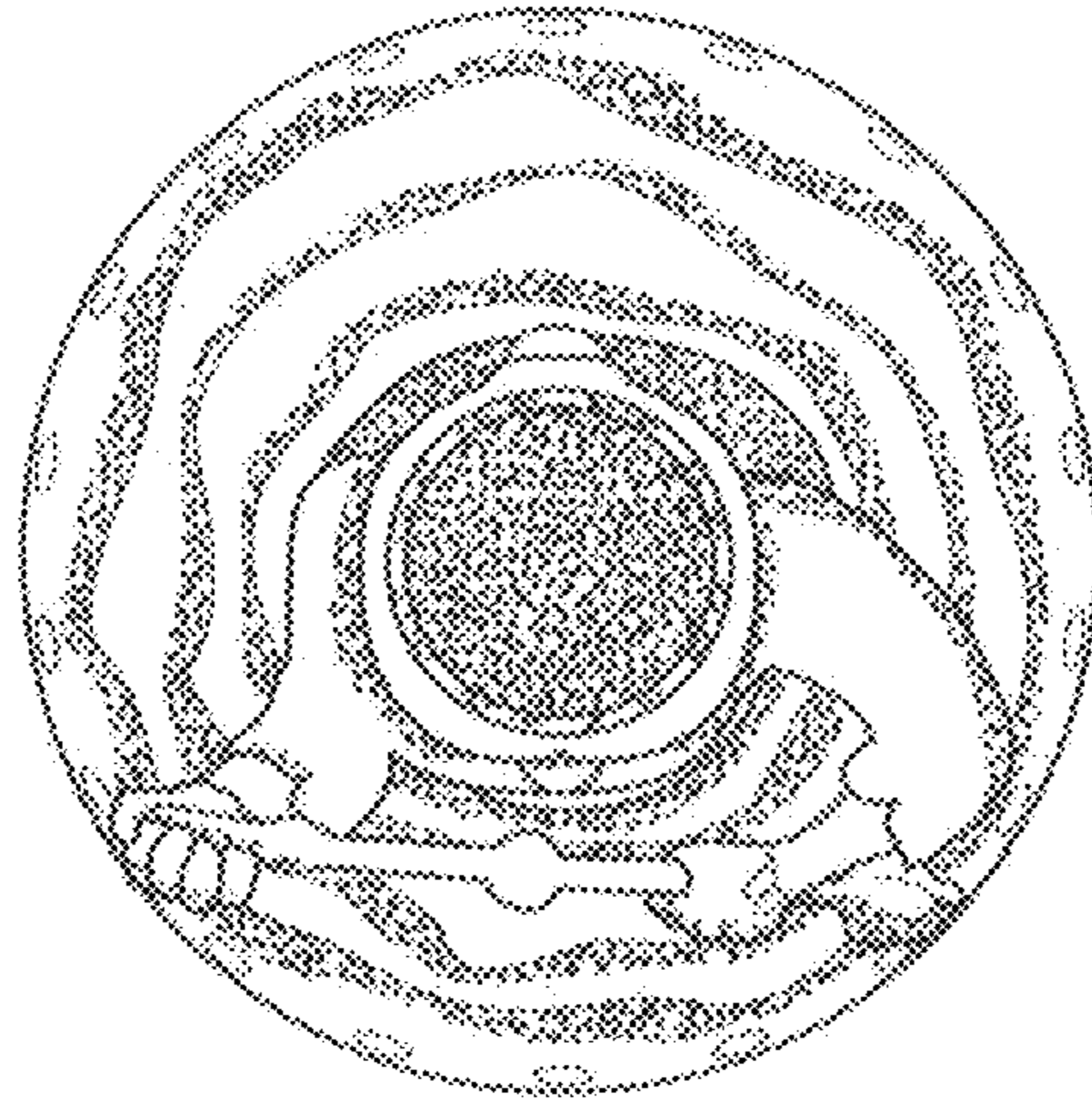


FIG. 6

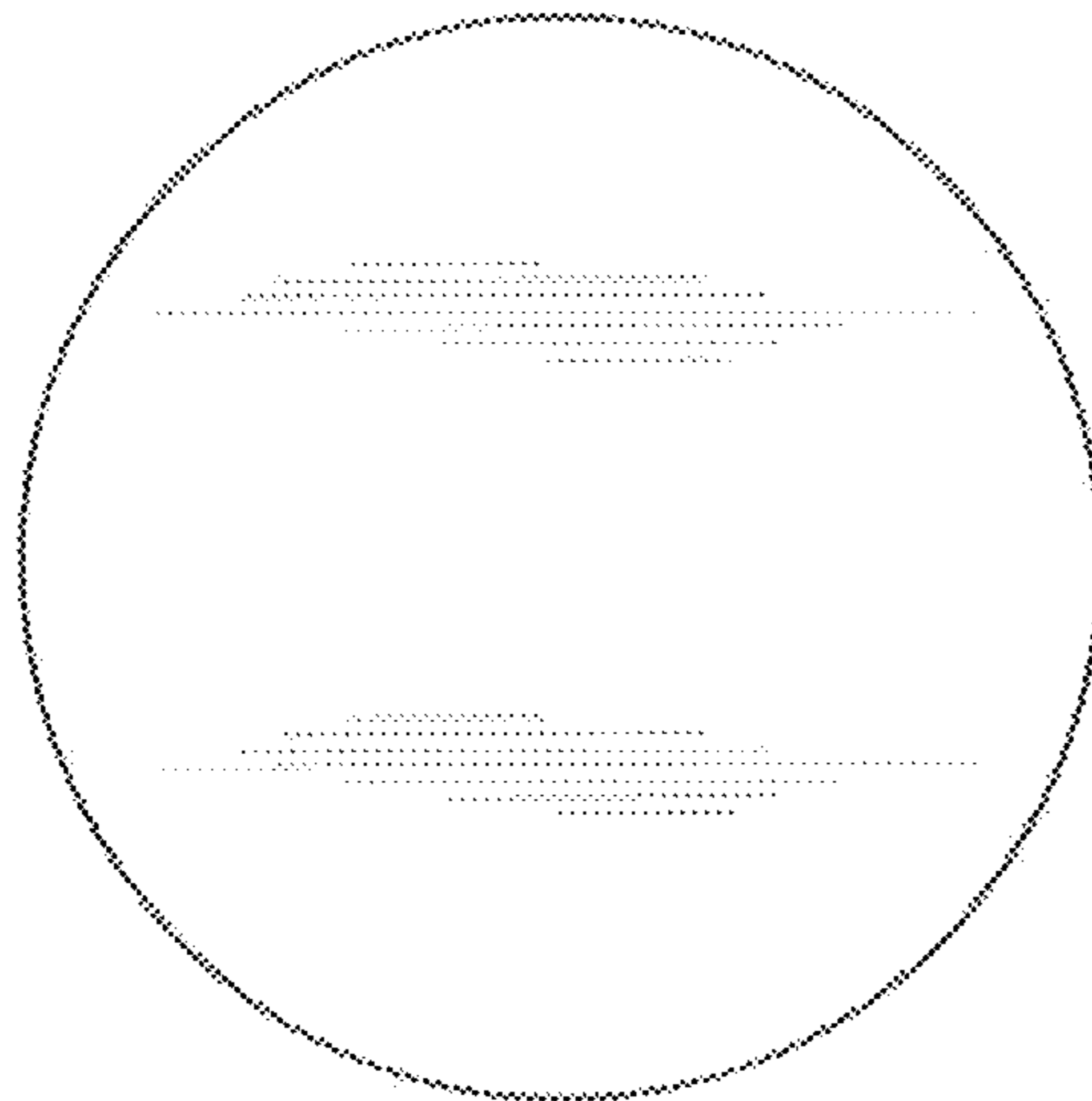


FIG. 7