



US00D832354S

(12) **United States Design Patent**
Guerrero

(10) **Patent No.:** **US D832,354 S**
(45) **Date of Patent:** **** Oct. 30, 2018**

(54) **DARTBOARD**
(71) Applicant: **Abel Davis Guerrero**, Riverside, CA
(US)
(72) Inventor: **Abel Davis Guerrero**, Riverside, CA
(US)
(**) Term: **15 Years**
(21) Appl. No.: **29/598,086**
(22) Filed: **Mar. 23, 2017**
(51) **LOC (11) Cl.** **21-01**
(52) **U.S. Cl.**
USPC **D21/307**
(58) **Field of Classification Search**
USPC 273/236-239, 268-271, 280-283, 287,
273/317.1, 348.1, 348, 373, 407, 408;
D21/307, 308, 354, 362, 374
CPC F41J 3/0066; F41J 13/02; F41J 3/0038;
F41J 3/0071
See application file for complete search history.

5,967,520 A * 10/1999 Chen F41J 3/0057
273/348.3
5,975,530 A * 11/1999 Gary F41J 3/0076
273/317.2
6,336,634 B1 * 1/2002 Stott A63F 3/00176
273/243
D453,360 S * 2/2002 Pan D21/308
D488,192 S * 4/2004 Kim D21/308
D491,232 S * 6/2004 Tournillon D21/308
D491,612 S * 6/2004 Tournillon D21/308
D544,042 S * 6/2007 Sierakowski D21/308
D563,478 S * 3/2008 Hanes, III D21/308
D564,597 S * 3/2008 Moody D21/308
D609,279 S * 2/2010 Kristensson D21/362
D612,892 S * 3/2010 Miele D21/308
D616,038 S * 5/2010 Benson 10/46.1
7,992,874 B1 * 8/2011 Davidson F41J 3/00
273/408
D760,322 S * 6/2016 Shaw D21/307
D762,265 S * 7/2016 Perry D21/308
D764,596 S * 8/2016 Smith D21/308
2001/0035614 A1 * 11/2001 Chang F41J 3/0066
273/373

(Continued)

Primary Examiner — Cynthia Ramirez
Assistant Examiner — Michael A Maharajh
(74) *Attorney, Agent, or Firm* — Nelson Patent Law

(56) **References Cited**

U.S. PATENT DOCUMENTS

3,891,214 A * 6/1975 Scullin F41J 3/0085
156/86
D250,215 S * 11/1978 Elliot 273/409
5,066,020 A * 11/1991 Trudeau A63F 9/0208
273/408
D356,604 S * 3/1995 Miccio D21/308
D372,051 S * 7/1996 Cullen D21/307
5,642,886 A * 7/1997 Yancey, Jr. F41J 3/0076
273/317.2
5,775,694 A * 7/1998 Jonsson F42B 6/003
273/348.3
D397,157 S * 8/1998 Beall D21/308
D398,037 S * 9/1998 Drewes D21/308
5,954,339 A * 9/1999 Yiu F41J 3/00
273/371

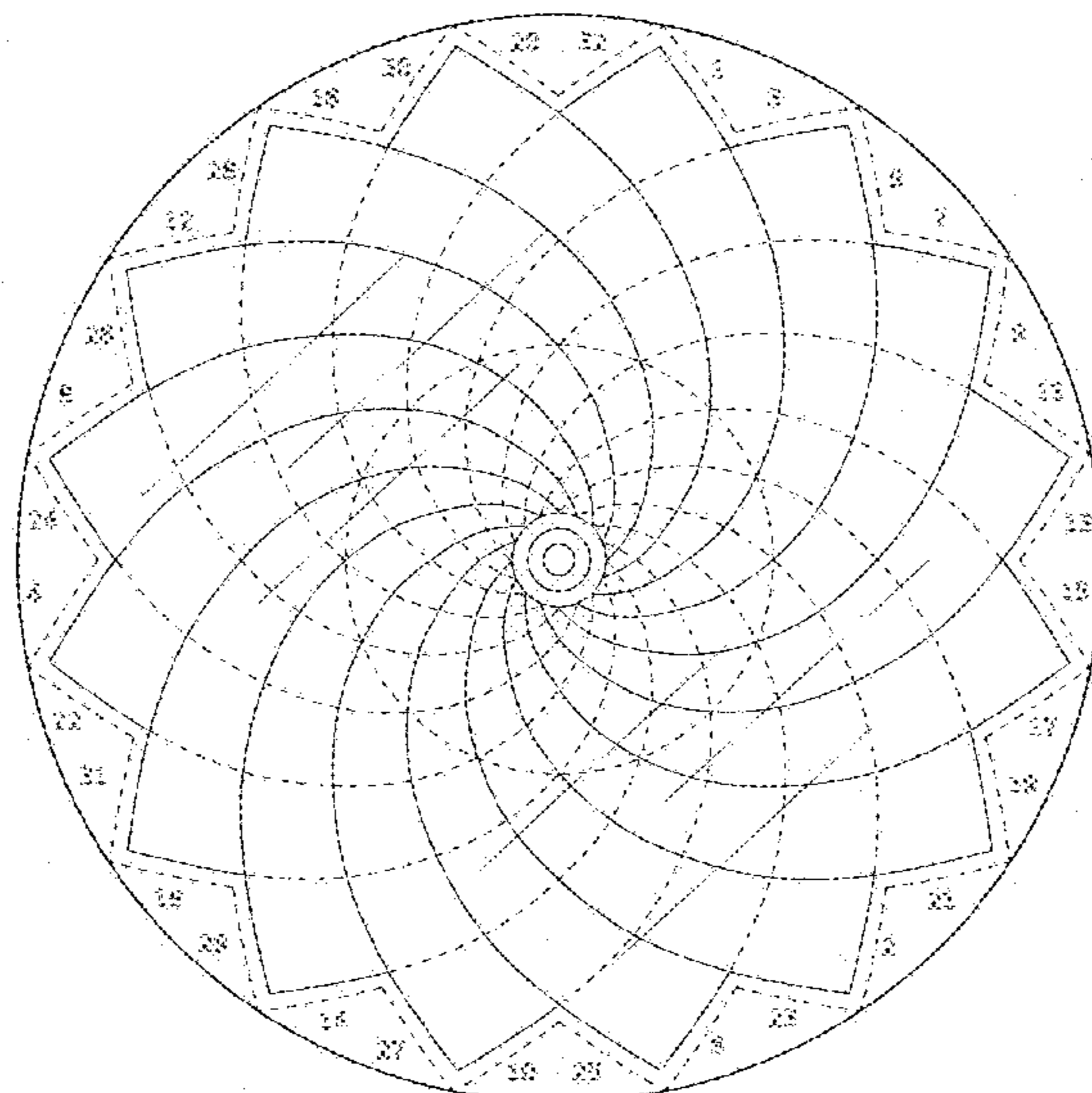
(57) **CLAIM**

I claim the ornamental design for a dartboard, as shown and described.

DESCRIPTION

FIG. 1 is a front view of a dartboard showing my design; FIG. 2 is a perspective view thereof; and, FIG. 3 is a back view thereof.
The broken lines in the drawings are for the purpose of illustrating environmental structure which form no part of the claimed design.

1 Claim, 3 Drawing Sheets



(56)

References Cited

U.S. PATENT DOCUMENTS

2001/0035615 A1* 11/2001 Chang F41J 3/0066
273/404
2005/0093242 A1* 5/2005 Lai F41J 5/052
273/408
2007/0001400 A1* 1/2007 Stewart F41J 3/0066
273/348
2013/0292906 A1* 11/2013 Chen F41J 3/0066
273/408

* cited by examiner

Fig. 1

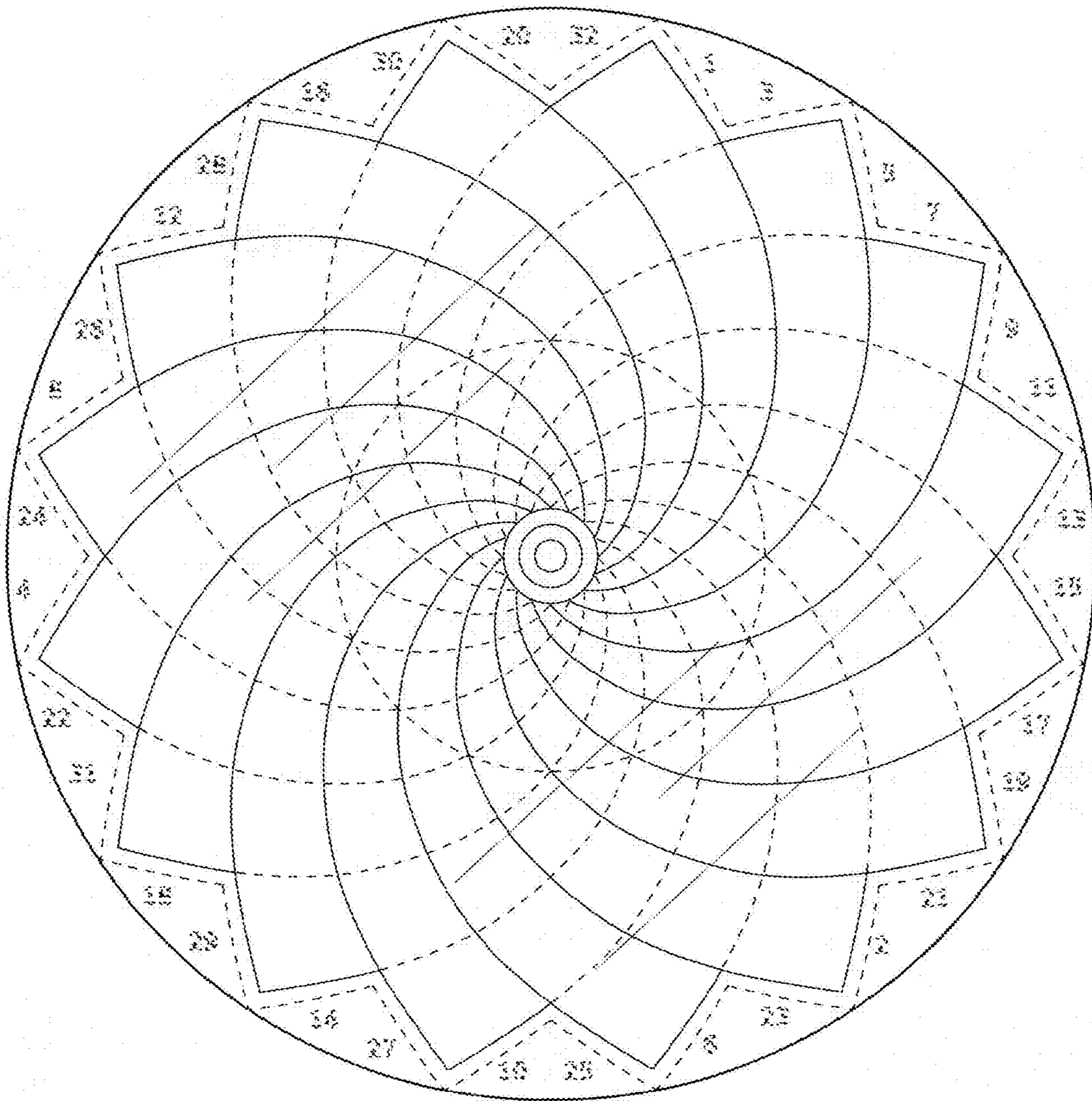


Fig. 2

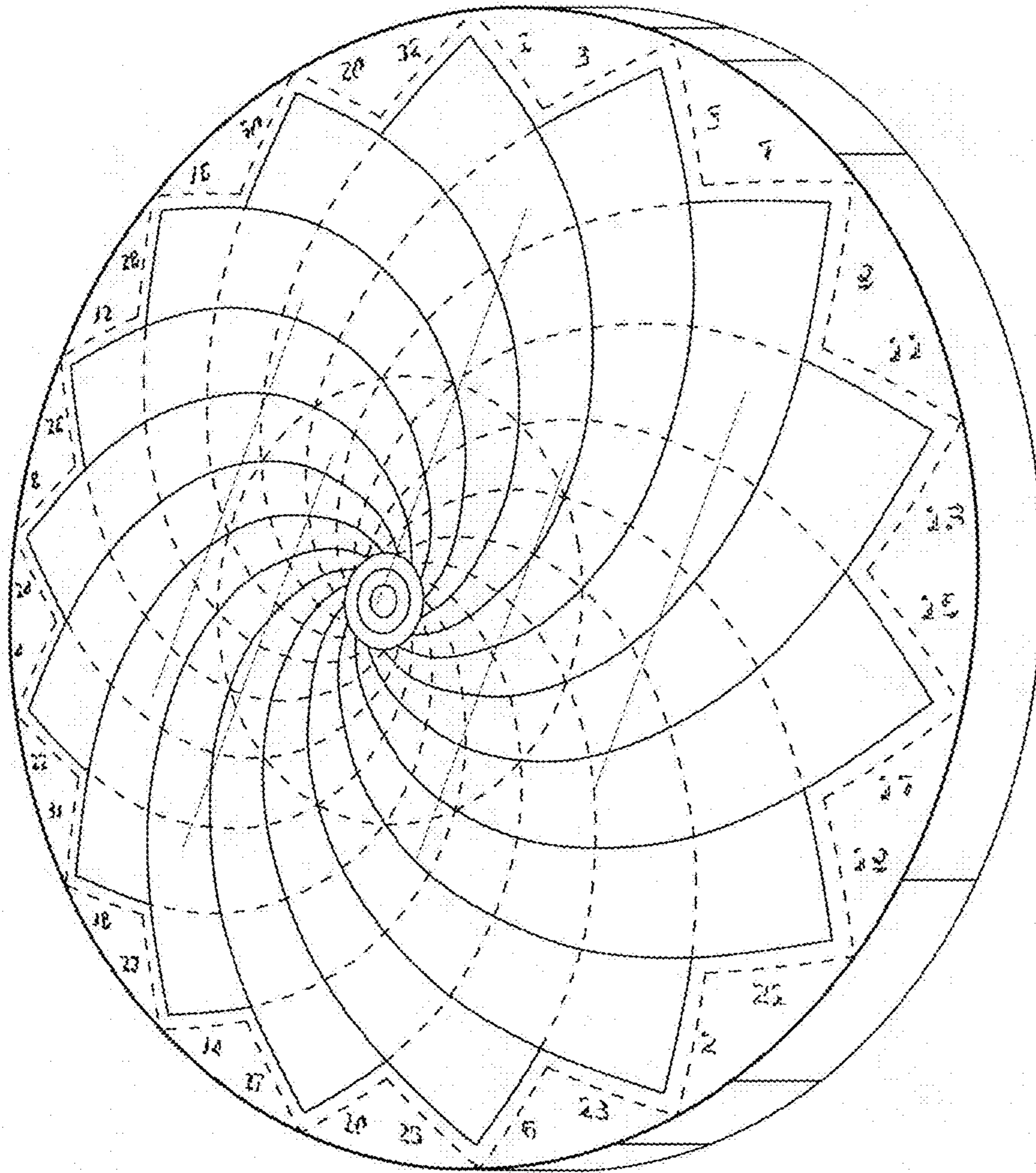


Fig. 3

