

US00D832346S

(12) **United States Design Patent**
Condren

(10) **Patent No.:** **US D832,346 S**
(45) **Date of Patent:** **** Oct. 30, 2018**

- (54) **CLIP**
- (71) Applicant: **Erin Condren**, Hawthorne, CA (US)
- (72) Inventor: **Erin Condren**, Hawthorne, CA (US)
- (73) Assignee: **EC Design LLC**, Hawthorne, CA (US)
- (**) Term: **15 Years**
- (21) Appl. No.: **29/586,920**
- (22) Filed: **Dec. 7, 2016**

1526411945&sr=8-1&keywords=COILCLIP.>Feb. 20, 2018. Erin Condren Planner Coil Clips Bundle.*

(Continued)

Primary Examiner — Thomas Johannes
Assistant Examiner — Lauren McVey
(74) *Attorney, Agent, or Firm* — K&L Gates LLP; Louis C. Cullman; Brian J. Novak

(57) **CLAIM**

The ornamental design for a clip, as shown and described.

DESCRIPTION

FIG. 1 is a perspective view of a first embodiment of a clip, showing my new design;
 FIG. 2 is a first side view thereof;
 FIG. 3 is a front view thereof;
 FIG. 4 is a second side view thereof;
 FIG. 5 is a top view thereof;
 FIG. 6 is a back view thereof;
 FIG. 7 is a bottom view thereof;
 FIG. 8 is a perspective view of a second embodiment of a clip, showing my new design;
 FIG. 9 is a first side view thereof;
 FIG. 10 is a front view thereof;
 FIG. 11 is a second side view thereof;
 FIG. 12 is a top view thereof;
 FIG. 13 is a back view thereof;
 FIG. 14 is a bottom view thereof;
 FIG. 15 is a perspective view of a third embodiment of a clip, showing my new design;
 FIG. 16 is a first side view thereof;
 FIG. 17 is a front view thereof;
 FIG. 18 is a second side view thereof;
 FIG. 19 is a top view thereof;
 FIG. 20 is a back view thereof; and,
 FIG. 21 is a bottom view thereof.

The fine dot-dot broken lines in the drawings represent claim boundaries that form no part of the claimed design; the dash-dash broken lines in the drawings are directed to elements that form no part of the claim.

Related U.S. Application Data

- (62) Division of application No. 29/516,934, filed on Feb. 6, 2015, now Pat. No. Des. 777,253.
- (51) **LOC (11) Cl.** **19-06**
- (52) **U.S. Cl.**
USPC **D19/65**
- (58) **Field of Classification Search**
USPC D19/65, 32, 33, 34, 86, 99, 100; D8/394,
D8/395

(Continued)

(56) **References Cited**

U.S. PATENT DOCUMENTS

- 1,023,715 A * 4/1912 Bristol B42F 11/00
402/79
- 2,028,694 A * 1/1936 Spinks A47K 1/09
211/65

(Continued)

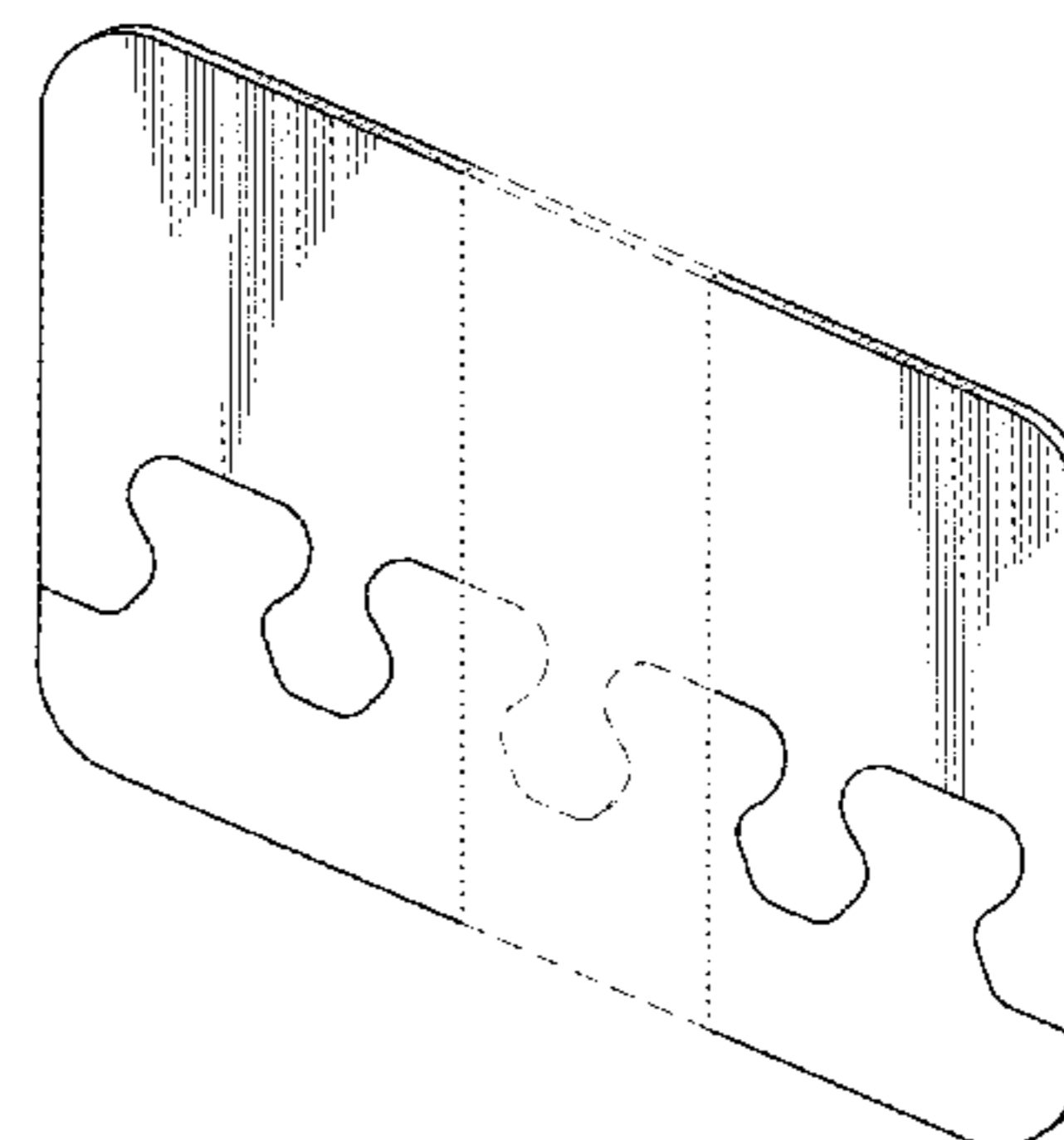
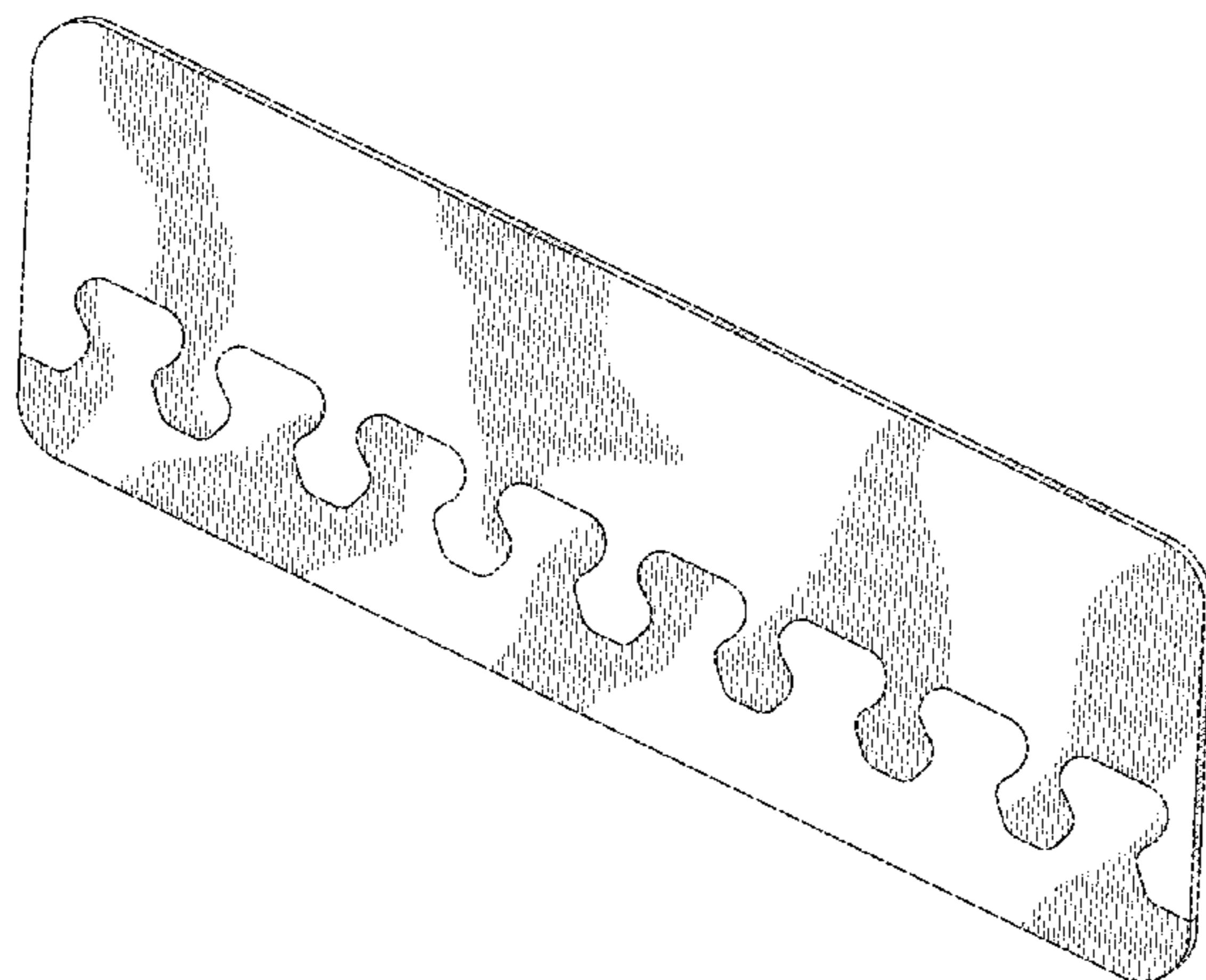
FOREIGN PATENT DOCUMENTS

- FR 2383024 A1 * 10/1978 B42F 11/00

OTHER PUBLICATIONS

Amazon. <URL: https://www.amazon.com/Erin-Condren-Planner-Clips-Bundle/dp/B07B1HXGC1/ref=sr_1_1?ie=UTF8&qid=

1 Claim, 9 Drawing Sheets



(58) **Field of Classification Search**

CPC E04D 3/361; E04D 3/362; E04D 3/363;
 Y10T 24/20; Y10T 24/201; Y10T 24/202;
 B42F 13/00; B42F 13/0066; B42F
 13/0073

See application file for complete search history.

(56) **References Cited**

U.S. PATENT DOCUMENTS

D214,488 S * 6/1969 Evans D8/394
 D221,511 S * 8/1971 Dufault D8/358
 D229,484 S * 12/1973 Brown D8/394
 4,430,015 A * 2/1984 Nerlinger B65H 3/00
 402/500
 4,871,074 A * 10/1989 Bryson A45D 20/12
 211/26
 D354,988 S * 1/1995 Garza D12/420
 D393,483 S * 4/1998 Covey D19/32
 D404,424 S * 1/1999 Covey D19/32
 D404,952 S * 2/1999 Bauer D6/552
 D414,210 S * 9/1999 Davis D19/85

6,352,162 B1 * 3/2002 Yang A47B 65/00
 211/43
 D520,863 S * 5/2006 Schwartz D8/394
 D639,683 S * 6/2011 Essel D10/64
 D639,684 S * 6/2011 Essel D10/64
 D657,869 S * 4/2012 Mammen D24/128
 D715,861 S * 10/2014 Costas D19/86
 D716,377 S * 10/2014 Costas D19/86
 D718,816 S * 12/2014 Golden D20/10
 D719,218 S * 12/2014 Costas D19/86
 D743,048 S * 11/2015 Kuran D24/231
 D753,222 S * 4/2016 Costas D19/86
 D757,915 S * 5/2016 Morikawa D23/314
 2004/0118982 A1 * 6/2004 Shillings F16L 3/223
 248/68.1
 2013/0200228 A1 * 8/2013 Costas G06F 1/1611
 248/205.1

OTHER PUBLICATIONS

Blogher. URL:<http://www.blogher.com/step-step-instructions-diy-planner-coil-clips>. Jan. 1, 2015. DIY Planner Coil Clips.*

* cited by examiner

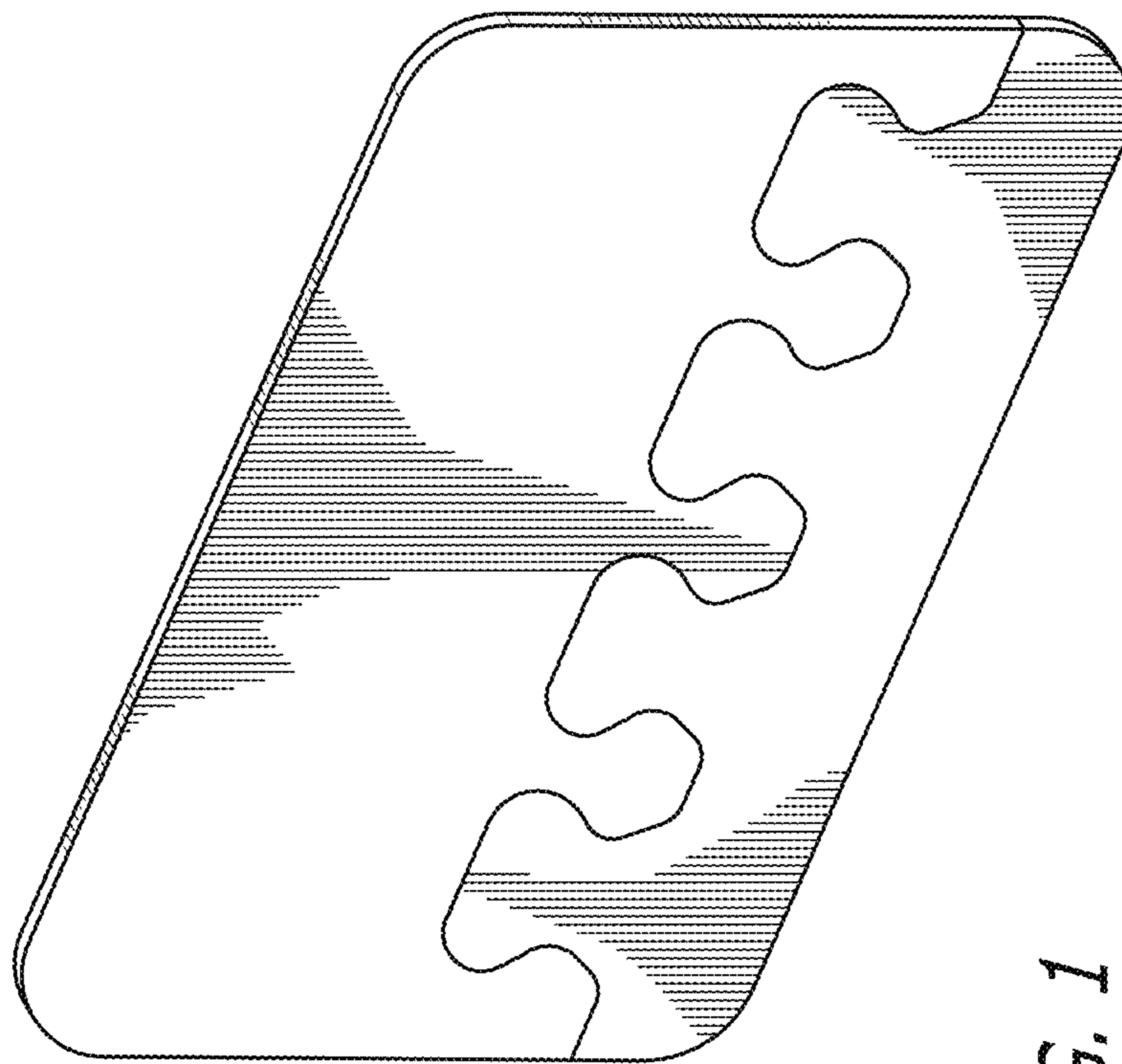


FIG. 1

FIG. 2

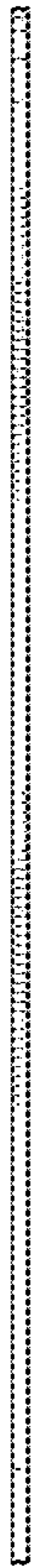


FIG. 3

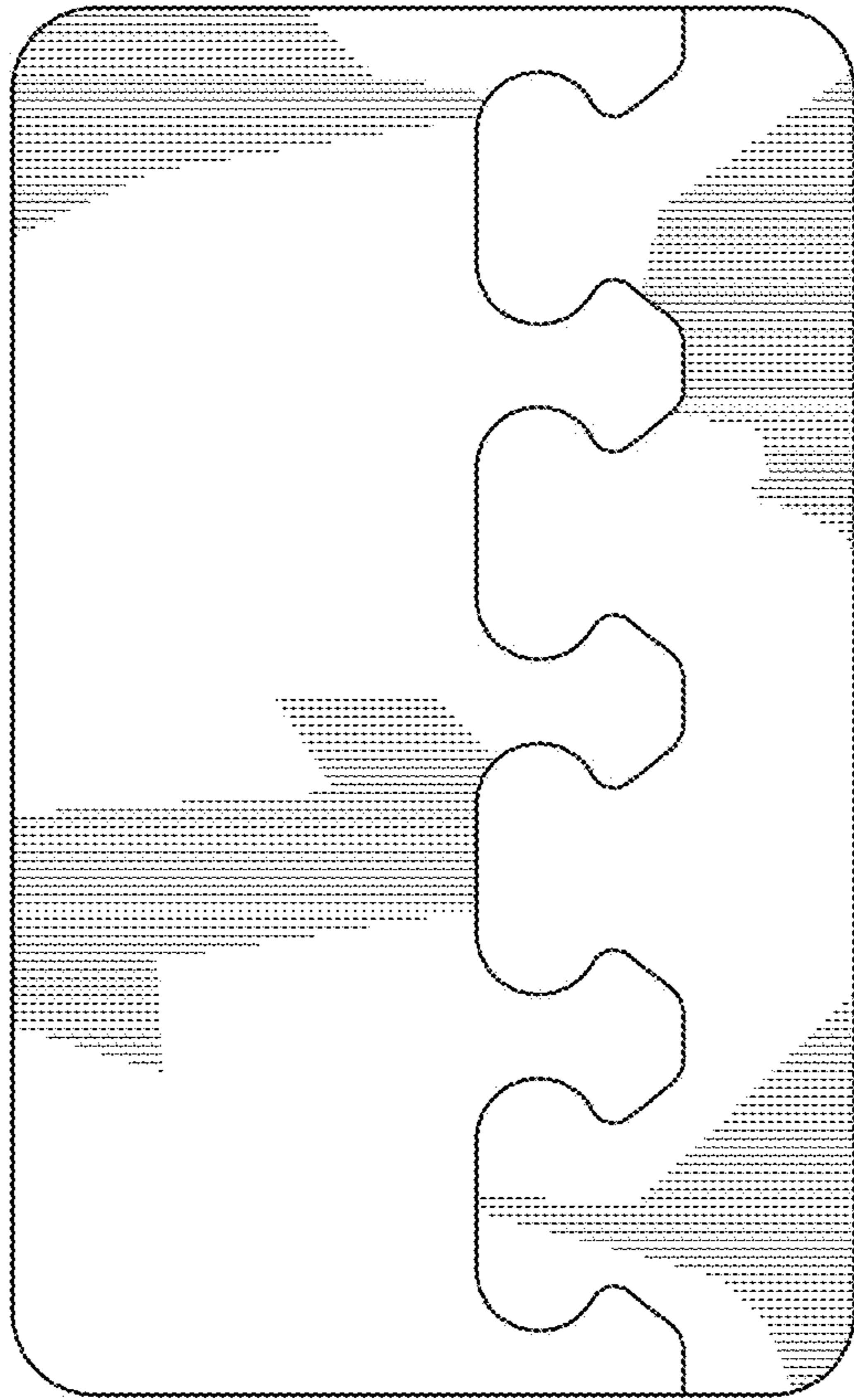
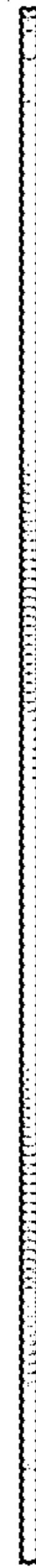


FIG. 4



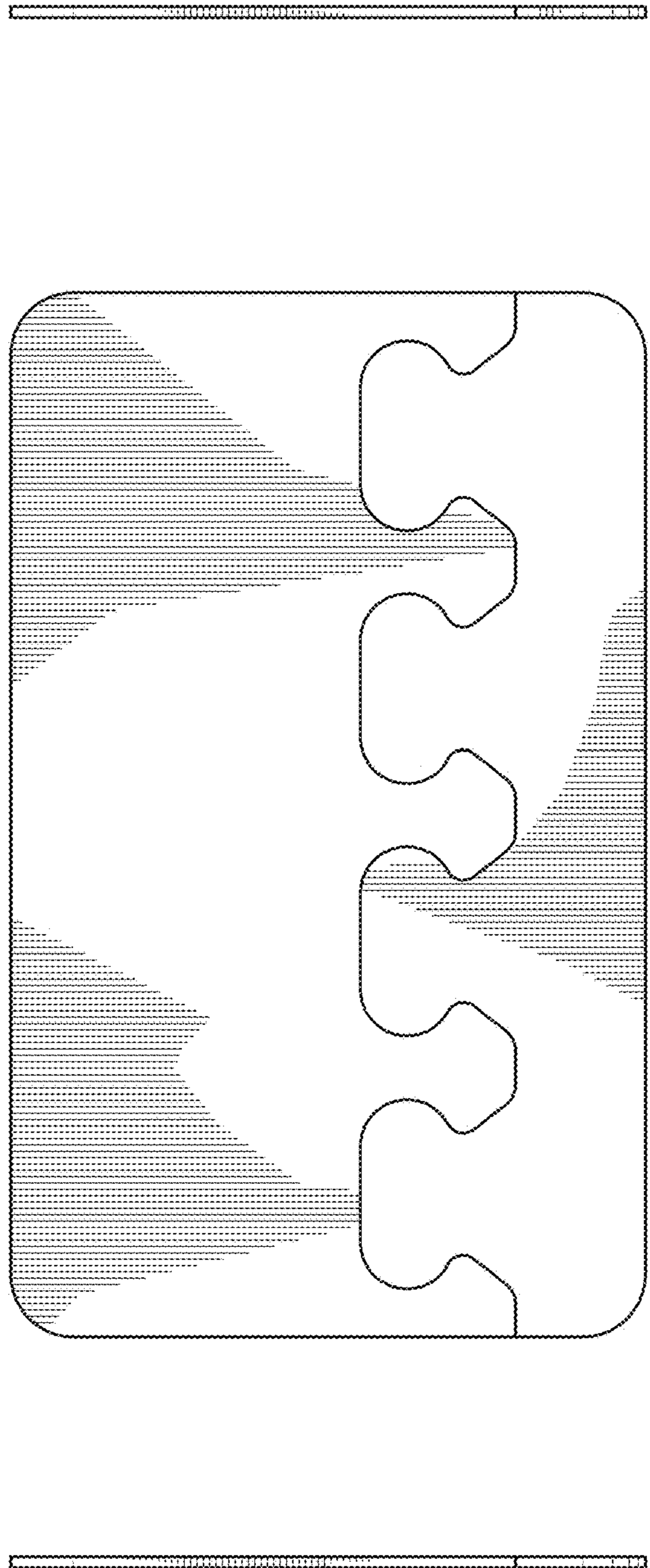


FIG. 5

FIG. 6

FIG. 7

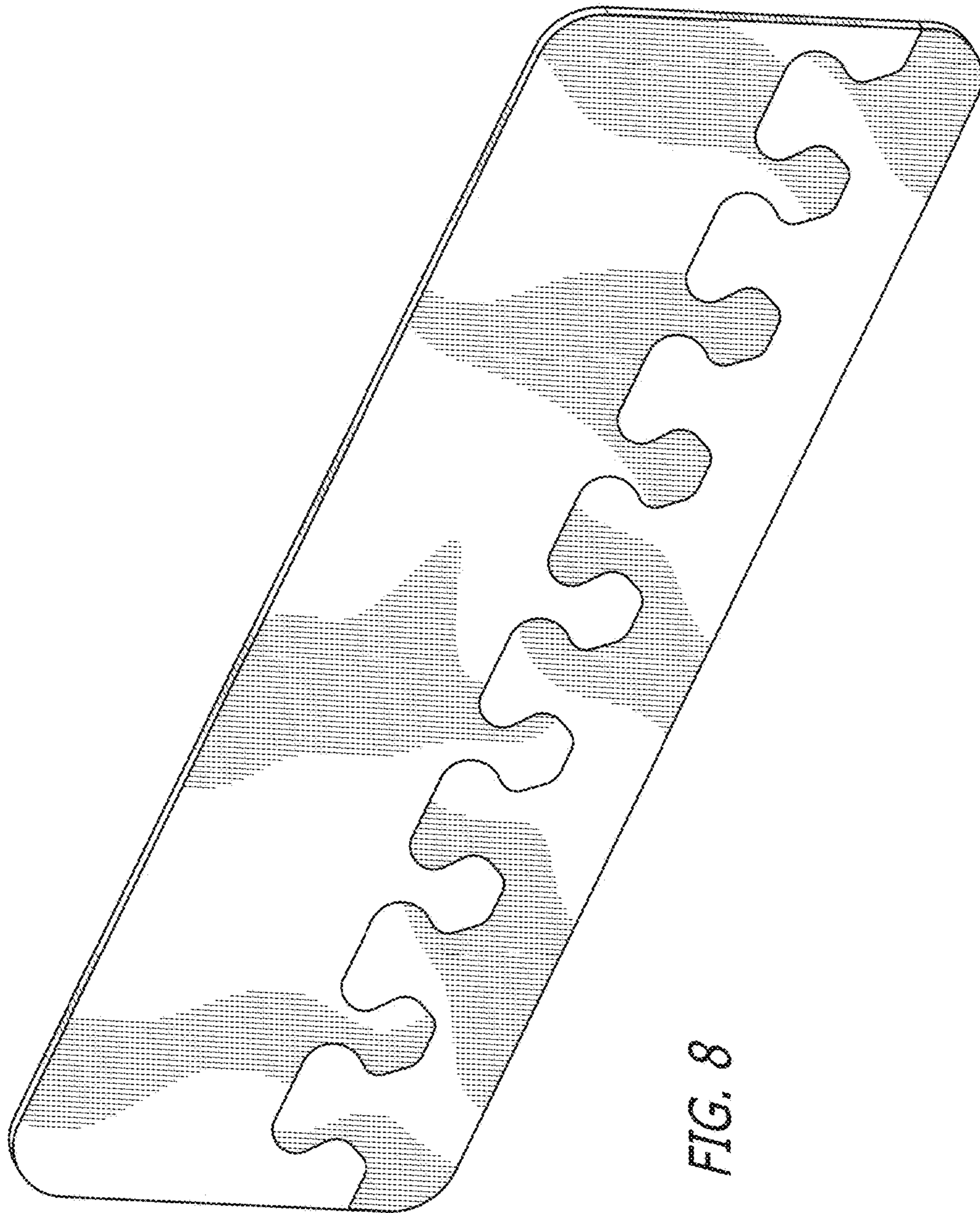


FIG. 8

FIG. 9

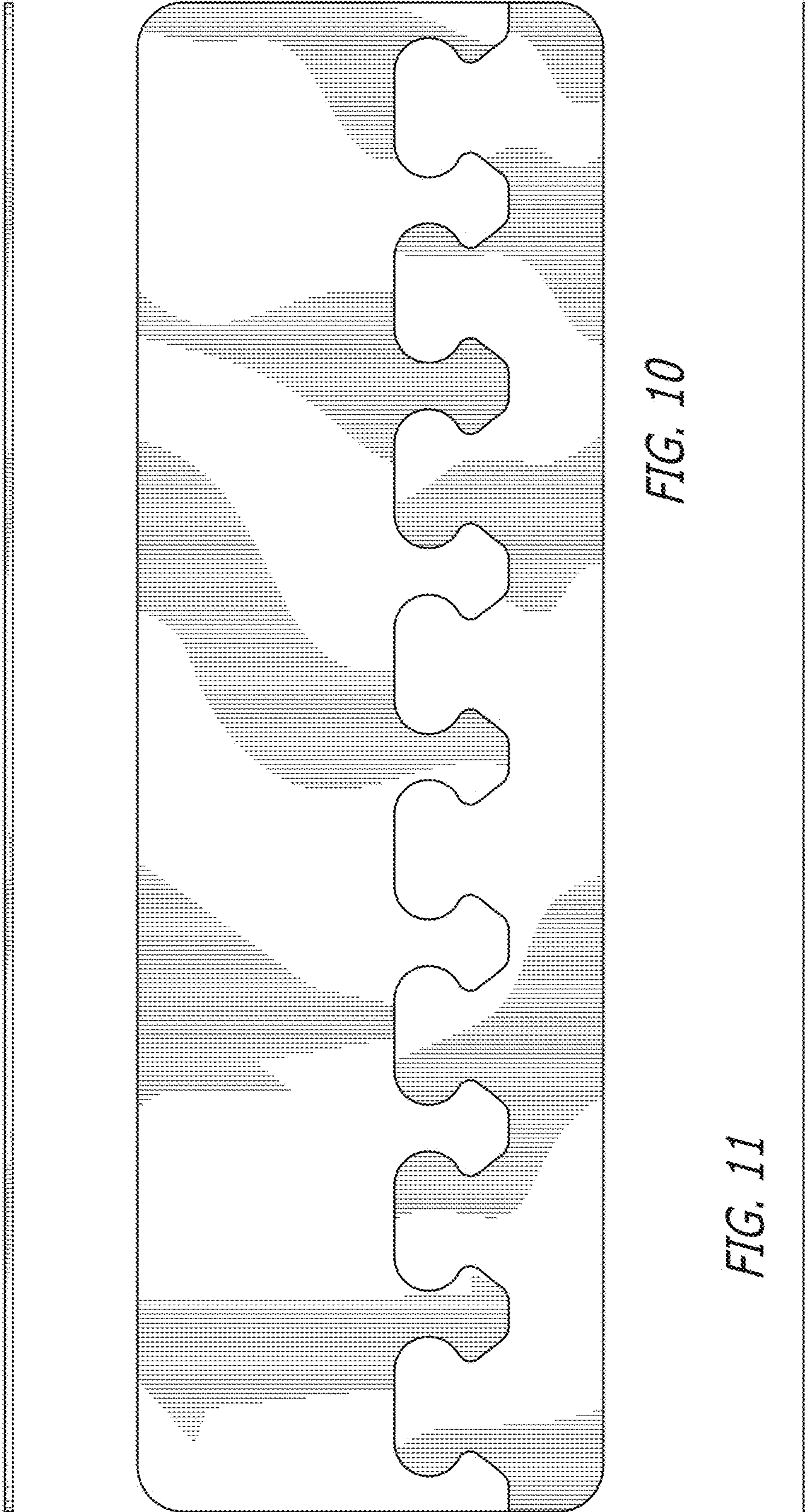


FIG. 10

FIG. 11

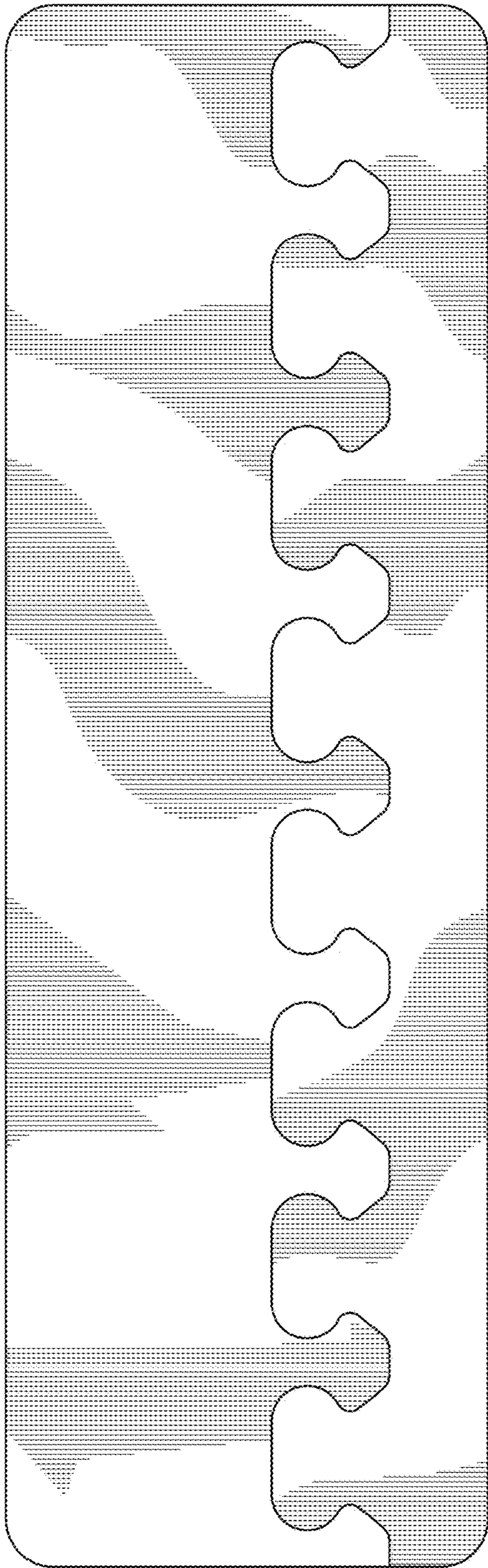


FIG. 13



FIG. 14



FIG. 12

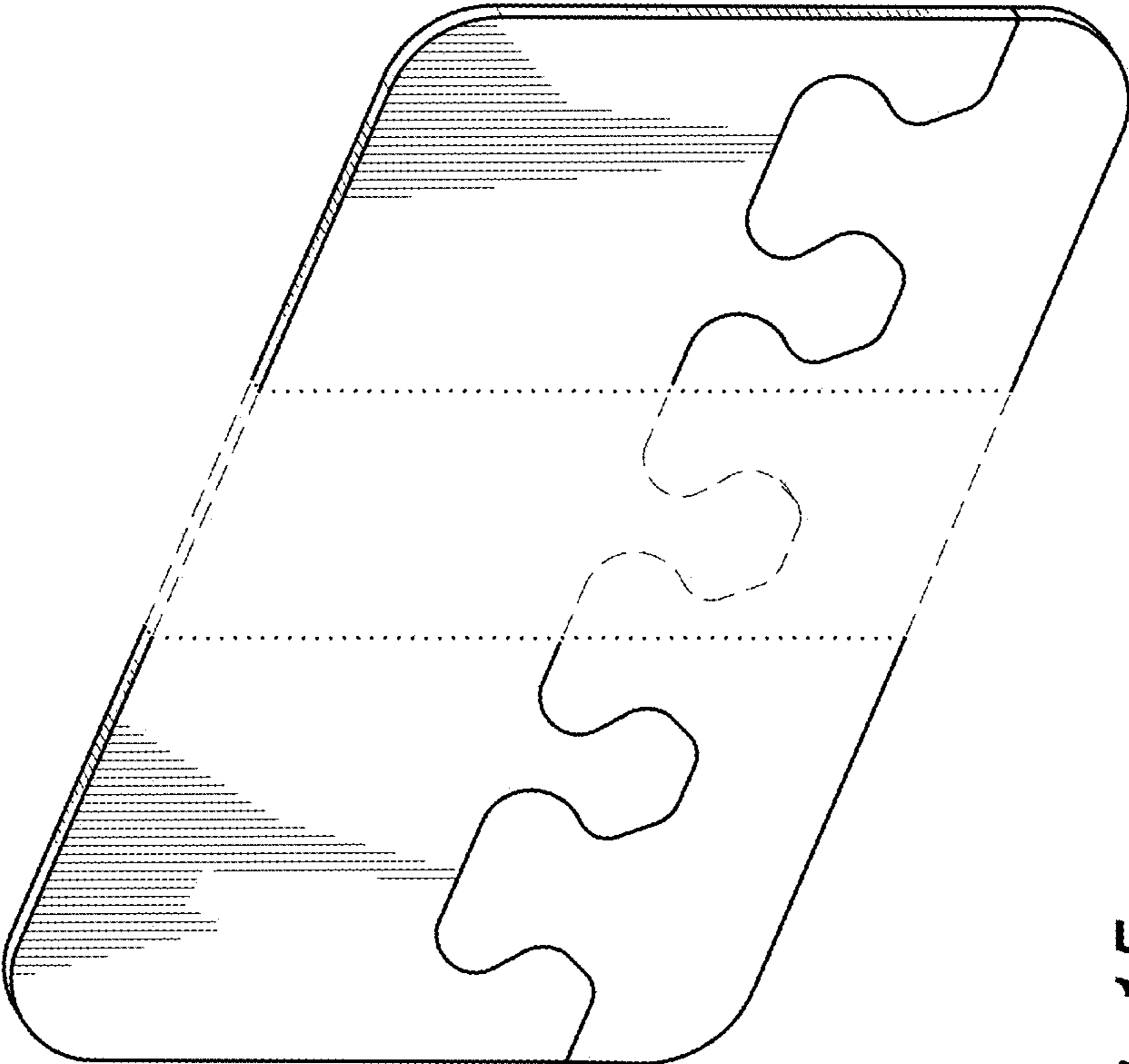


FIG. 15

FIG. 16

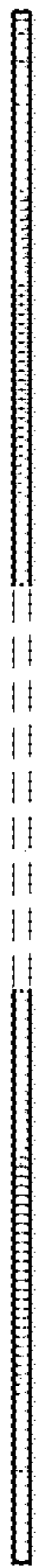


FIG. 17

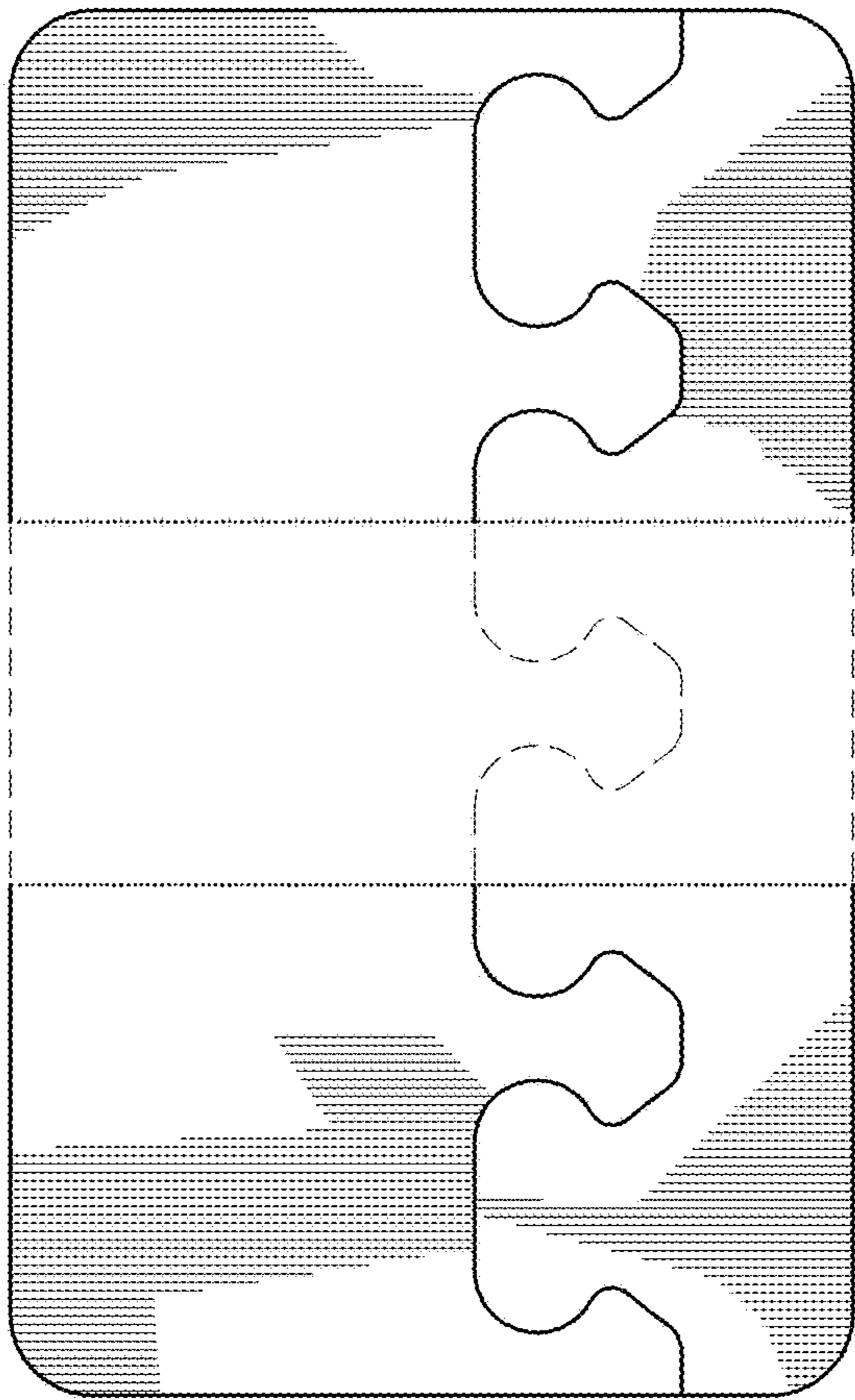
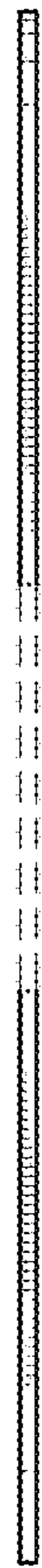


FIG. 18



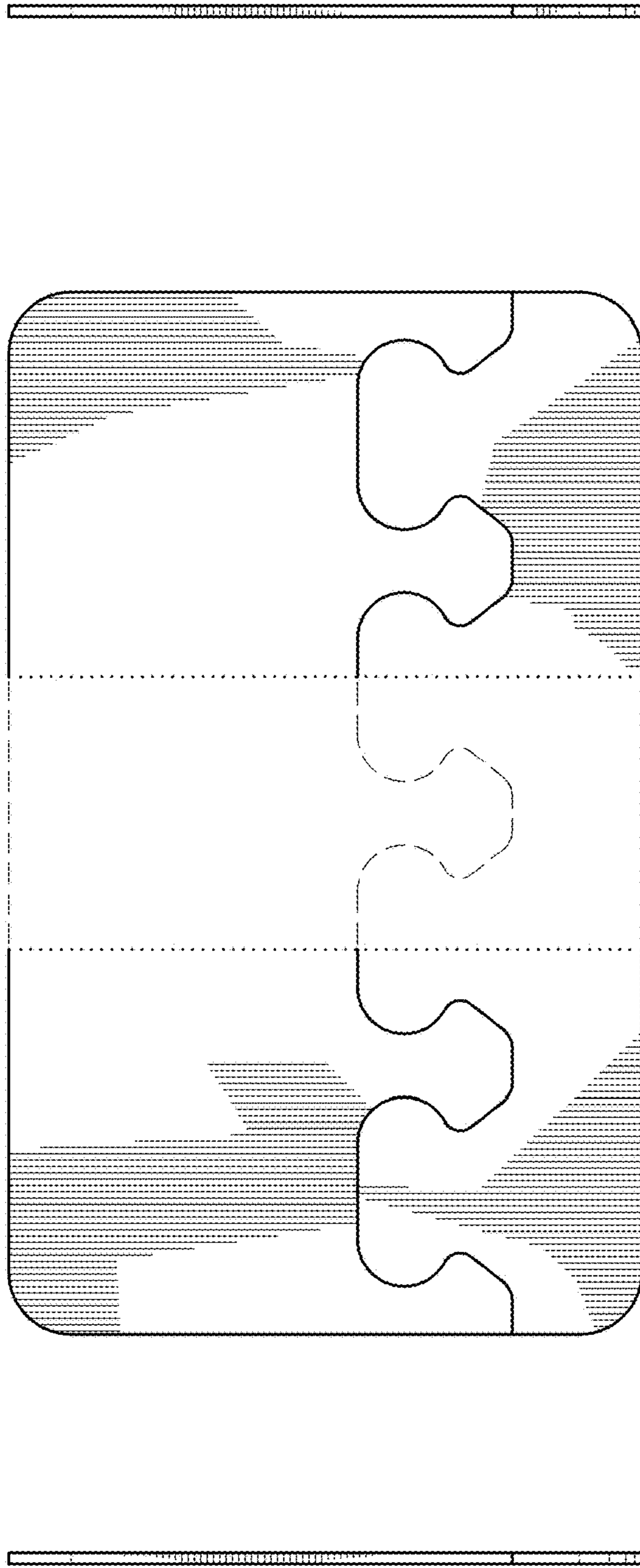


FIG. 19

FIG. 20

FIG. 21