



US00D832307S

(12) **United States Design Patent** (10) **Patent No.:** **US D832,307 S**
Thackery et al. (45) **Date of Patent:** **** Oct. 30, 2018**

(54) **COMPRESSOR UNIT**
(71) Applicant: **TTI (Macao Commercial Offshore) Limited**, Macau (MO)
(72) Inventors: **Clinton C. Thackery**, Clemson, SC (US); **Christopher Scott Tennant**, Clemson, SC (US); **Kenneth Brazell**, Piedmont, SC (US)

D718,790 S * 12/2014 Yang D15/9
9,004,117 B2 * 4/2015 Stansbury F04B 35/06
141/198
D744,006 S * 11/2015 Nommensen D15/9
D792,472 S * 7/2017 Kirkpatrick D15/7
D792,473 S * 7/2017 Imsand D15/7
2006/0104830 A1 5/2006 Fields
2011/0130031 A1 6/2011 Kartes

(73) Assignee: **TTI (MACAO COMMERCIAL OFFSHORE) LIMITED**, Macau (MO)

FOREIGN PATENT DOCUMENTS

WO 2010042597 4/2010

(**) Term: **15 Years**

OTHER PUBLICATIONS

United States Patent Office Action for U.S. Appl. No. 15/358,879 dated Apr. 30, 2018 (11 pages).

(21) Appl. No.: **29/551,600**

* cited by examiner

(22) Filed: **Jan. 14, 2016**

(51) **LOC (11) Cl.** **15-02**

Primary Examiner — Ralf Seifert

(52) **U.S. Cl.**
USPC **D15/7**

(74) *Attorney, Agent, or Firm* — Michael Best & Friedrich LLP

(58) **Field of Classification Search**
USPC D15/7-9; D23/231, 232, 225; 417/60, 417/234, 235, 265, 321, 355, 358, 363, 417/359, 410.1, 415-416, 405, 900, 269, 417/539; 60/408, 412; 184/26-37; 415/140-147; 123/495, 509; 137/565.34; 141/198
CPC F02M 37/04; F02M 37/14; F04B 53/92; F04B 1/005; F04B 35/06; F04D 13/06; F04D 29/22; F04D 29/046; F04D 29/2266

(57) **CLAIM**

We claim the ornamental design for a compressor unit, as shown and described.

See application file for complete search history.

DESCRIPTION

FIG. 1 is a front perspective view of a compressor unit having a foot.
FIG. 2 is a left side view of the compressor unit shown in FIG. 1.
FIG. 3 is a rear view of the compressor unit shown in FIG. 1; and,
FIG. 4 is a bottom view of the compressor unit shown in FIG. 1.

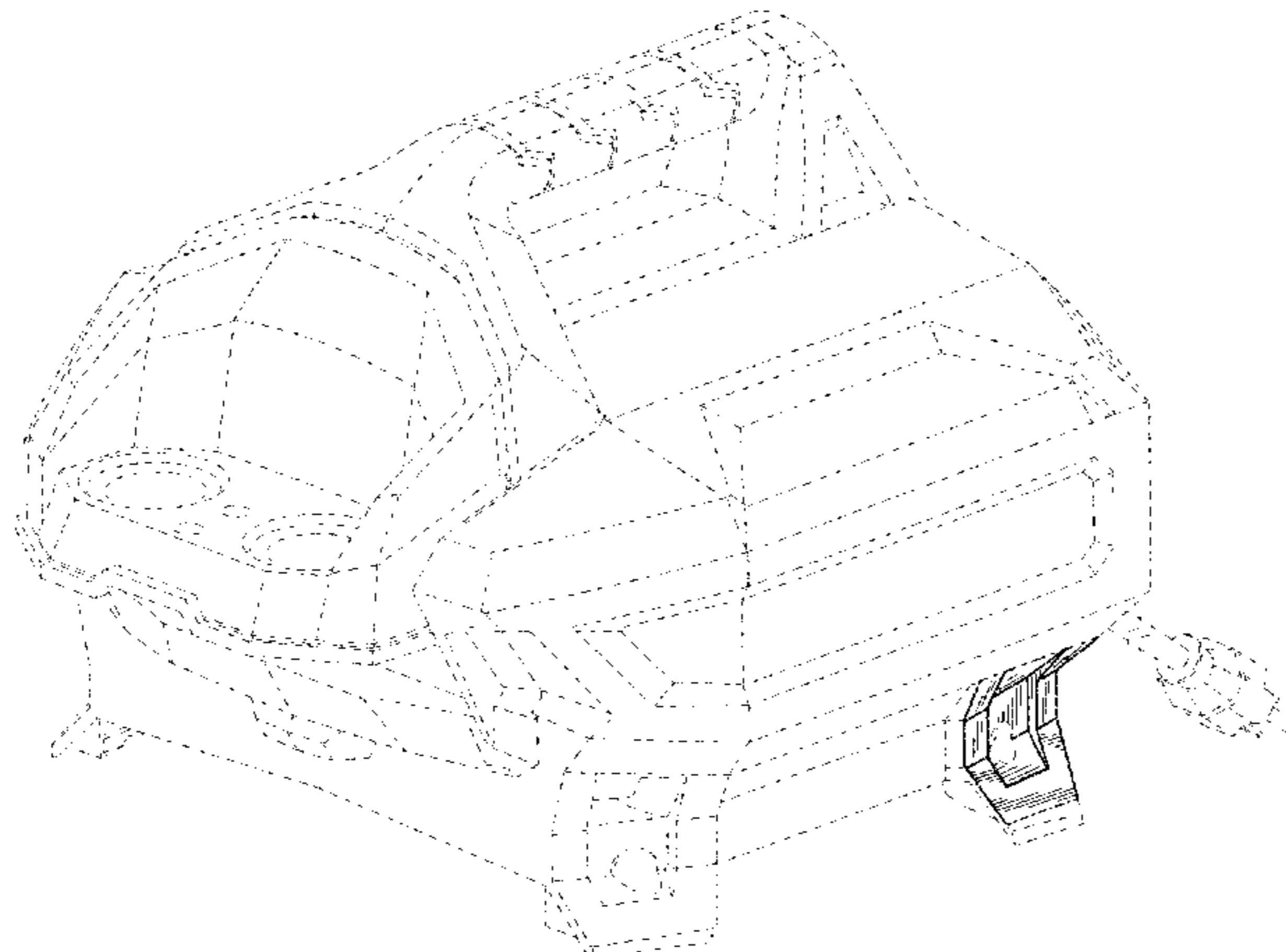
(56) **References Cited**

U.S. PATENT DOCUMENTS

D307,017 S * 4/1990 Polk D15/7
7,406,874 B2 8/2008 Carnal et al.
D588,612 S * 3/2009 Steinfels D15/7
8,146,622 B2 4/2012 Guan et al.
D667,467 S * 9/2012 Kosugi D15/9
8,727,741 B2 5/2014 Nutz et al.
D711,926 S * 8/2014 Tatic D15/7

Broken lines having equal length segments illustrate unclaimed portions of the compressor unit and form no part of the claimed design. Broken lines having unequal length segments illustrate the boundary of the claimed design and form no part of the claimed design.

1 Claim, 4 Drawing Sheets



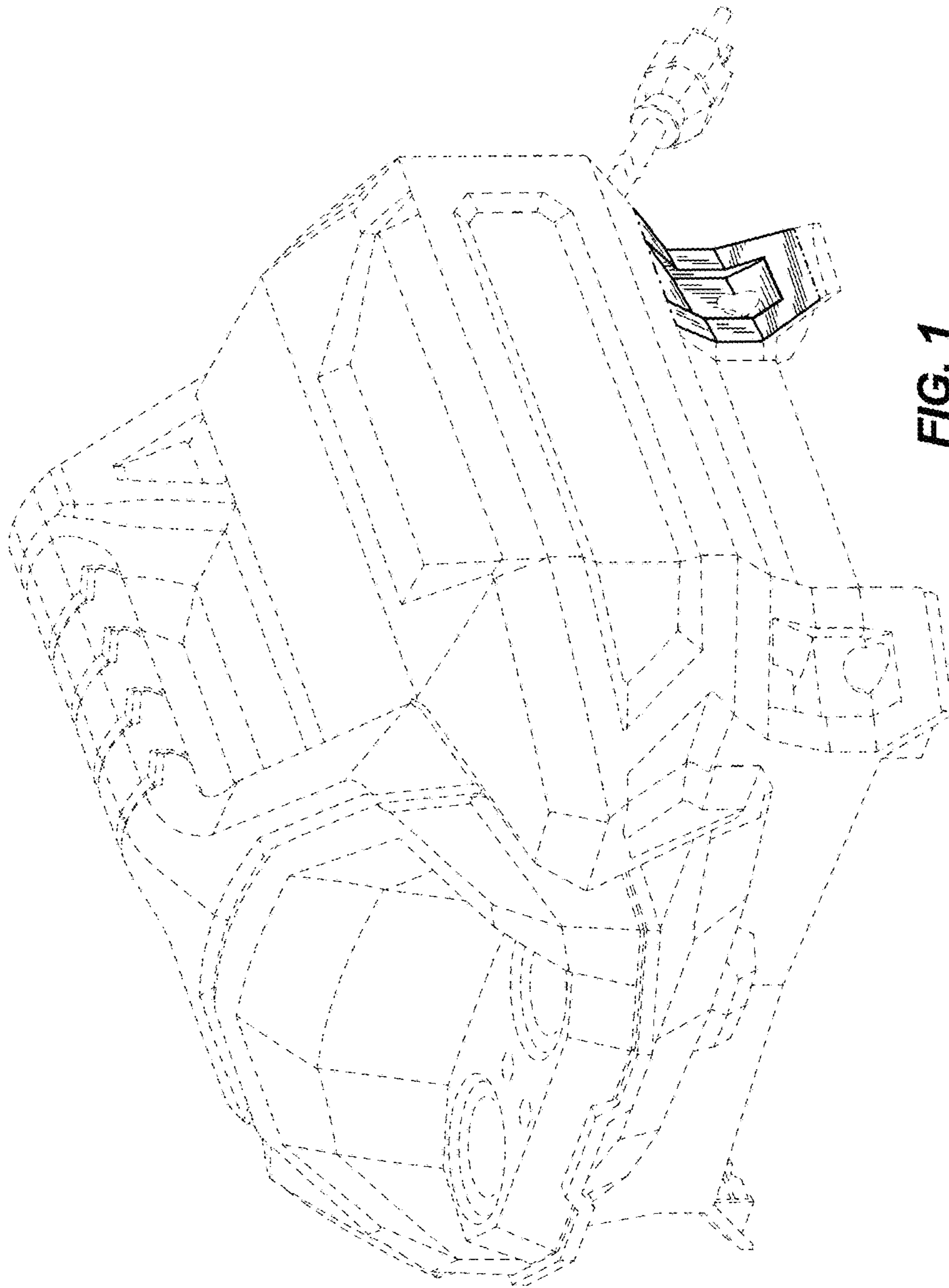


FIG. 1

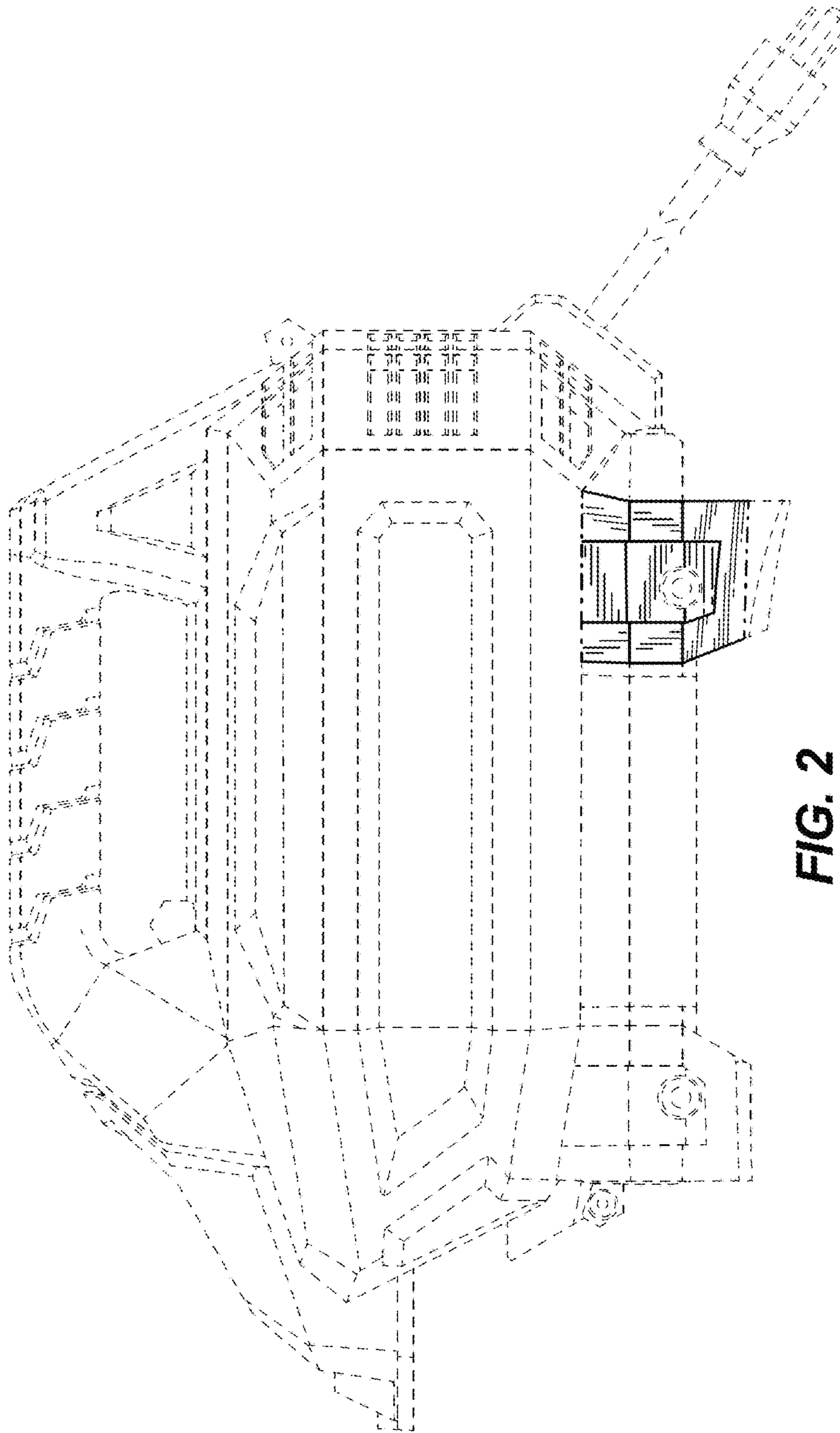


FIG. 2

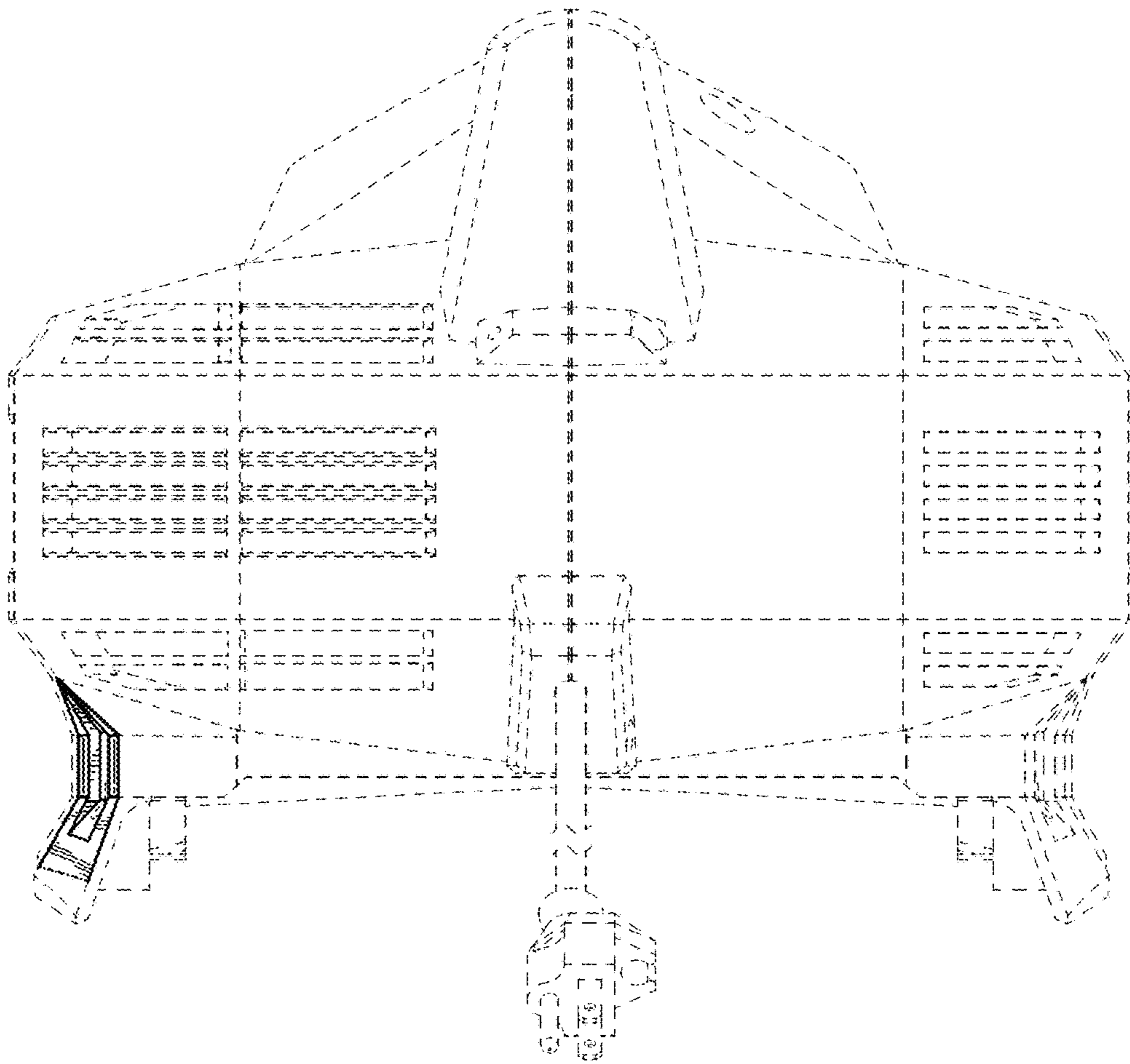


FIG. 3

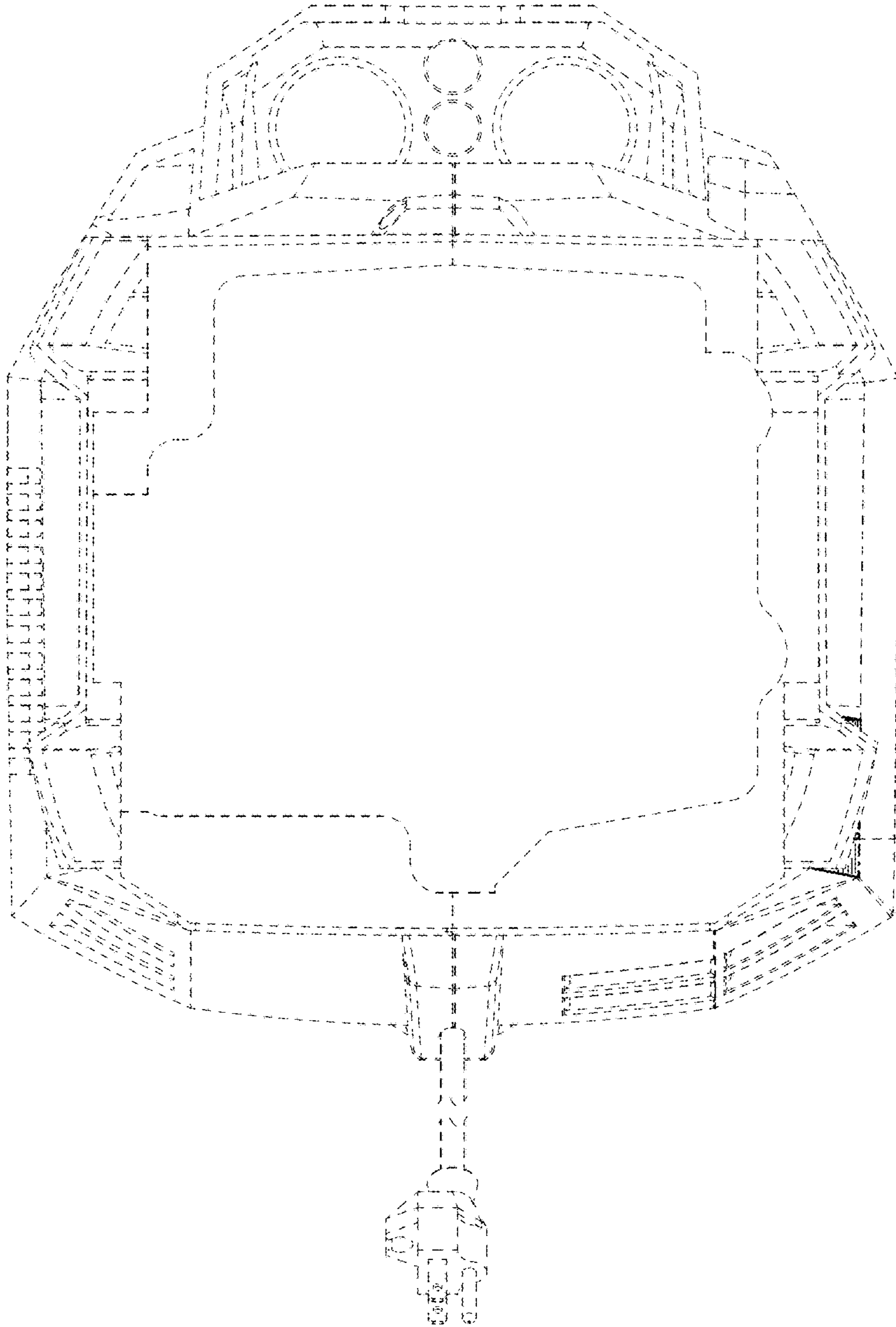


FIG. 4