



US00D832295S

(12) **United States Design Patent**  
**Chung et al.**

(10) **Patent No.:** **US D832,295 S**  
(45) **Date of Patent:** **\*\* Oct. 30, 2018**

(54) **DISPLAY SCREEN OR PORTION THEREOF WITH ANIMATED GRAPHICAL USER INTERFACE**

(71) Applicant: **salesforce.com, inc.**, San Francisco, CA (US)

(72) Inventors: **Andrew Chung**, San Francisco, CA (US); **William Joseph Flynn, III**, San Francisco, CA (US); **Drew Hamlin**, San Francisco, CA (US)

(73) Assignee: **salesforce.com, inc.**, San Francisco, CA (US)

(\*\*) Term: **15 Years**

(21) Appl. No.: **29/614,468**

(22) Filed: **Aug. 18, 2017**

(51) **LOC (11) Cl.** ..... **14-04**

(52) **U.S. Cl.**  
USPC ..... **D14/486**; D14/488

(58) **Field of Classification Search**  
USPC ..... D14/485–488  
CPC ..... G06Q 30/0641; G10H 1/0008  
See application file for complete search history.

(56) **References Cited**

**U.S. PATENT DOCUMENTS**

5,499,330	A *	3/1996	Lucas	.....	G06F 3/0483 707/E17.008
D437,858	S *	2/2001	Yasui	.....	D14/486
D556,769	S *	12/2007	Morris	.....	D14/487
D562,338	S *	2/2008	Keohane	.....	D14/487
D614,196	S *	4/2010	Guntaur	.....	D14/486
D616,460	S *	5/2010	Pearson	.....	D14/488
D620,020	S *	7/2010	Van Os	.....	D14/486
D621,847	S *	8/2010	Stallings	.....	D14/487
D658,675	S *	5/2012	Gleasant	.....	D14/488
D669,906	S *	10/2012	Cranfill	.....	G06F 3/04883 D14/485

D674,809	S *	1/2013	Furue	.....	D14/485
D682,262	S *	5/2013	Akana	.....	D14/341
8,832,598	B2 *	9/2014	Hirata	.....	G06F 17/30126 715/836
8,878,879	B2 *	11/2014	Lee	.....	G06F 3/0482 345/173
D748,147	S *	1/2016	Capela	.....	D14/491
D760,274	S *	6/2016	Haitani	.....	D14/488

(Continued)

*Primary Examiner* — Darlington Ly

*Assistant Examiner* — Katherine A Holbrow

(74) *Attorney, Agent, or Firm* — Sterne, Kessler, Goldstein & Fox P.L.L.C.

(57) **CLAIM**

The ornamental design for a display screen or portion thereof with animated graphical user interface, as shown and described.

**DESCRIPTION**

FIG. 1 is a front view of a display screen or portion thereof with animated graphical user interface showing a first image of the claimed design;

FIG. 2 is a second image thereof;

FIG. 3 is a third image thereof;

FIG. 4 is a fourth image thereof;

FIG. 5 is a fifth image thereof;

FIG. 6 is a sixth image thereof;

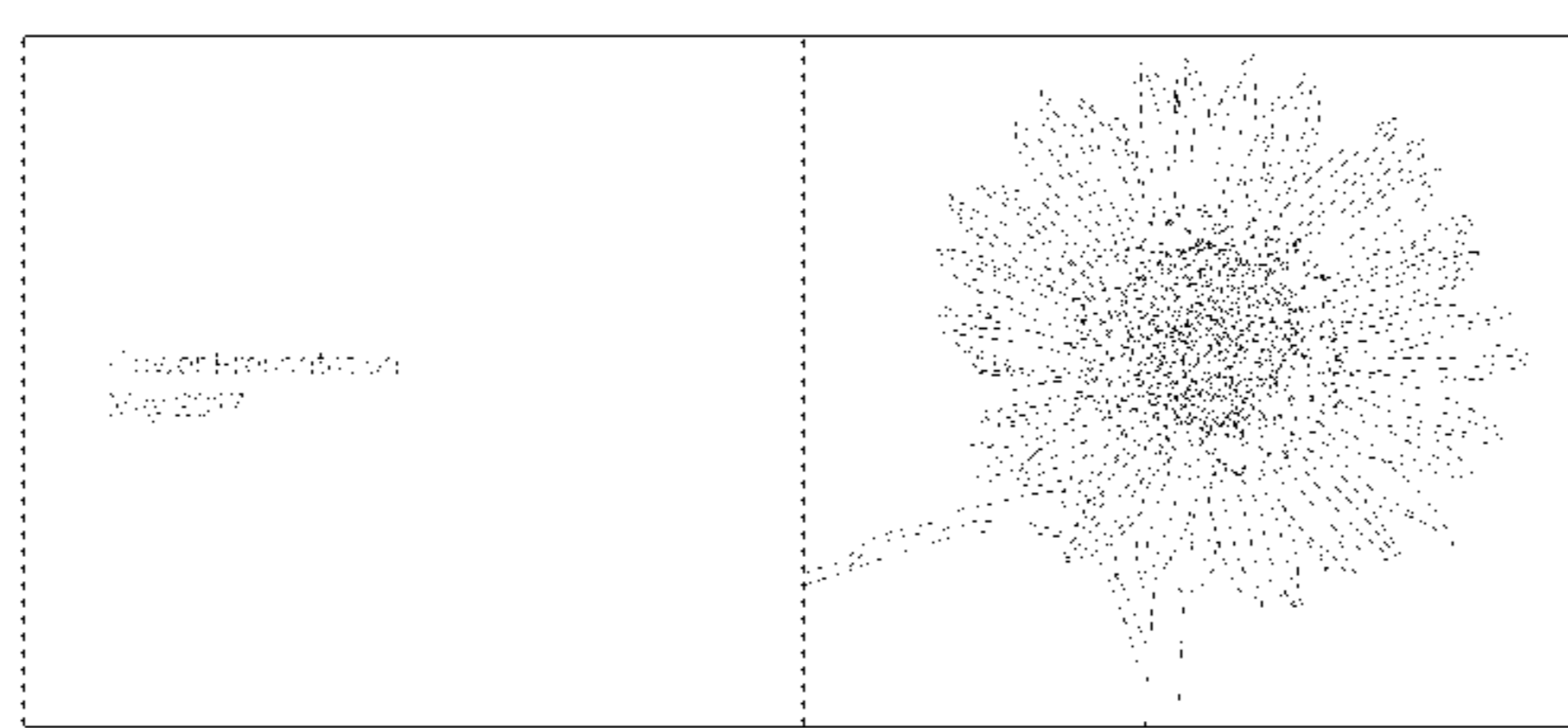
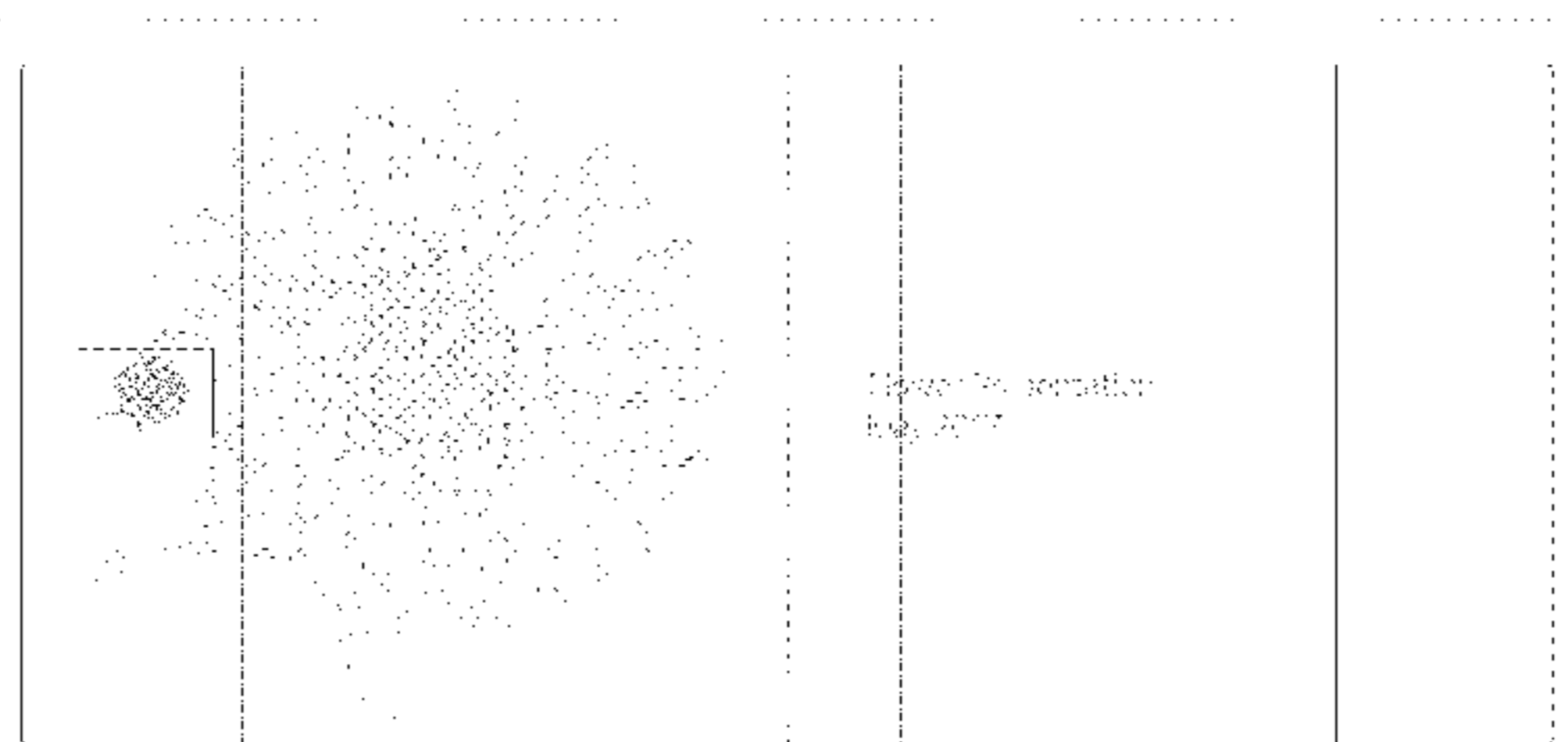
FIG. 7 is a seventh image thereof; and,

FIG. 8 is an eighth image thereof.

The outermost broken lines in FIGS. 1-8 show a display screen or portion thereof, and form no part of the claimed design. The other broken lines in FIGS. 1-8 show portions of the animated graphical user interface that form no part of the claimed design.

The appearance of the animated image sequentially transitions between the images shown in FIGS. 1-8. The process or period in which one image transitions to another forms no part of the claimed design.

**1 Claim, 8 Drawing Sheets**



(56)

**References Cited**

U.S. PATENT DOCUMENTS

D760,732	S	*	7/2016	Sakai	.....	D14/485
D762,238	S	*	7/2016	Day	.....	D14/488
D771,081	S	*	11/2016	Wielgosz	.....	D14/486
D771,662	S	*	11/2016	He	.....	D14/486
D786,271	S	*	5/2017	Randon	.....	D14/485
D797,764	S	*	9/2017	Bouroullec	.....	D14/485
2010/0087230	A1	*	4/2010	Peh	.....	G06F 3/04817 455/566
2010/0095240	A1	*	4/2010	Shiplacoff	.....	G06F 3/0483 715/784
2014/0359522	A1	*	12/2014	Kim	.....	G06F 3/0482 715/781

\* cited by examiner

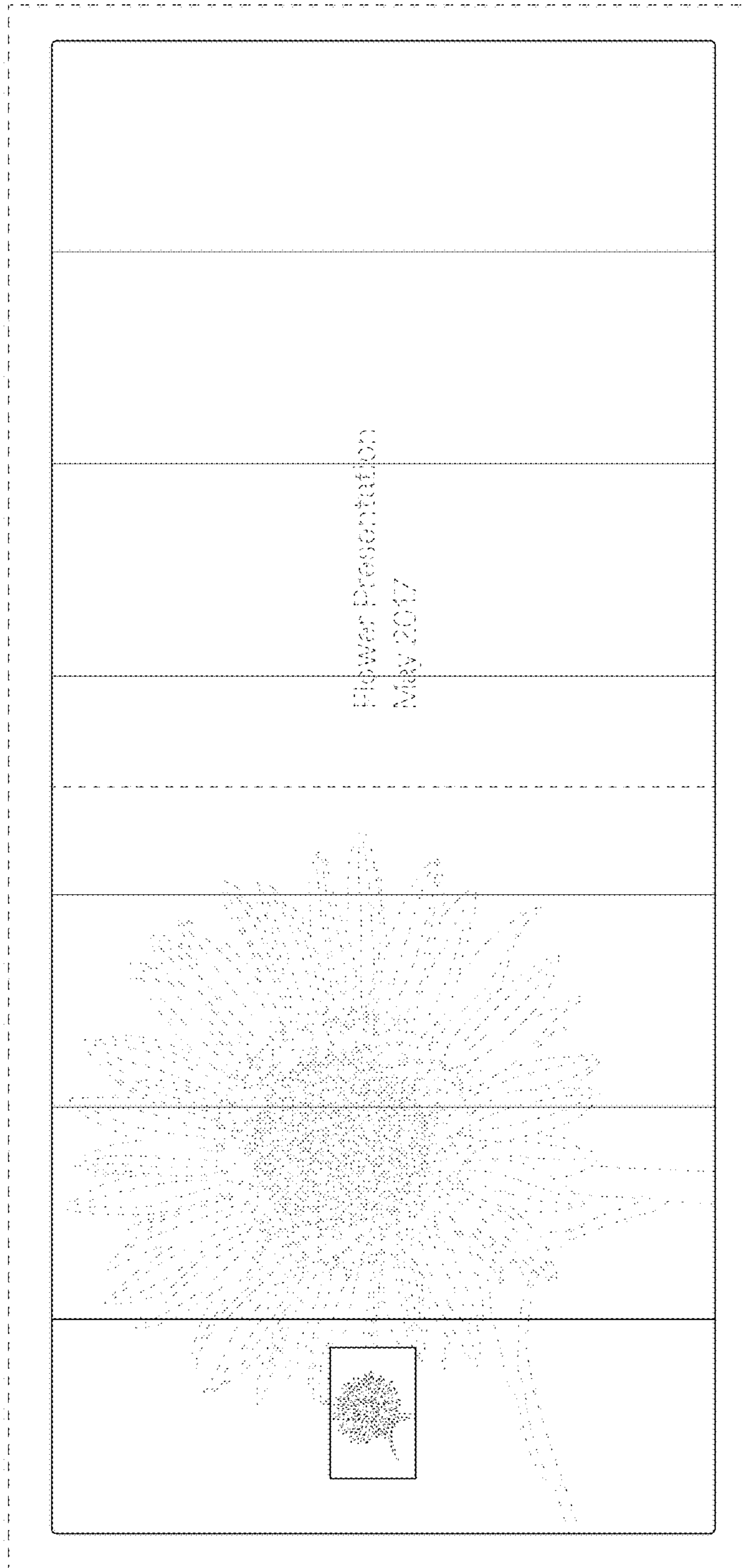


FIG. 1

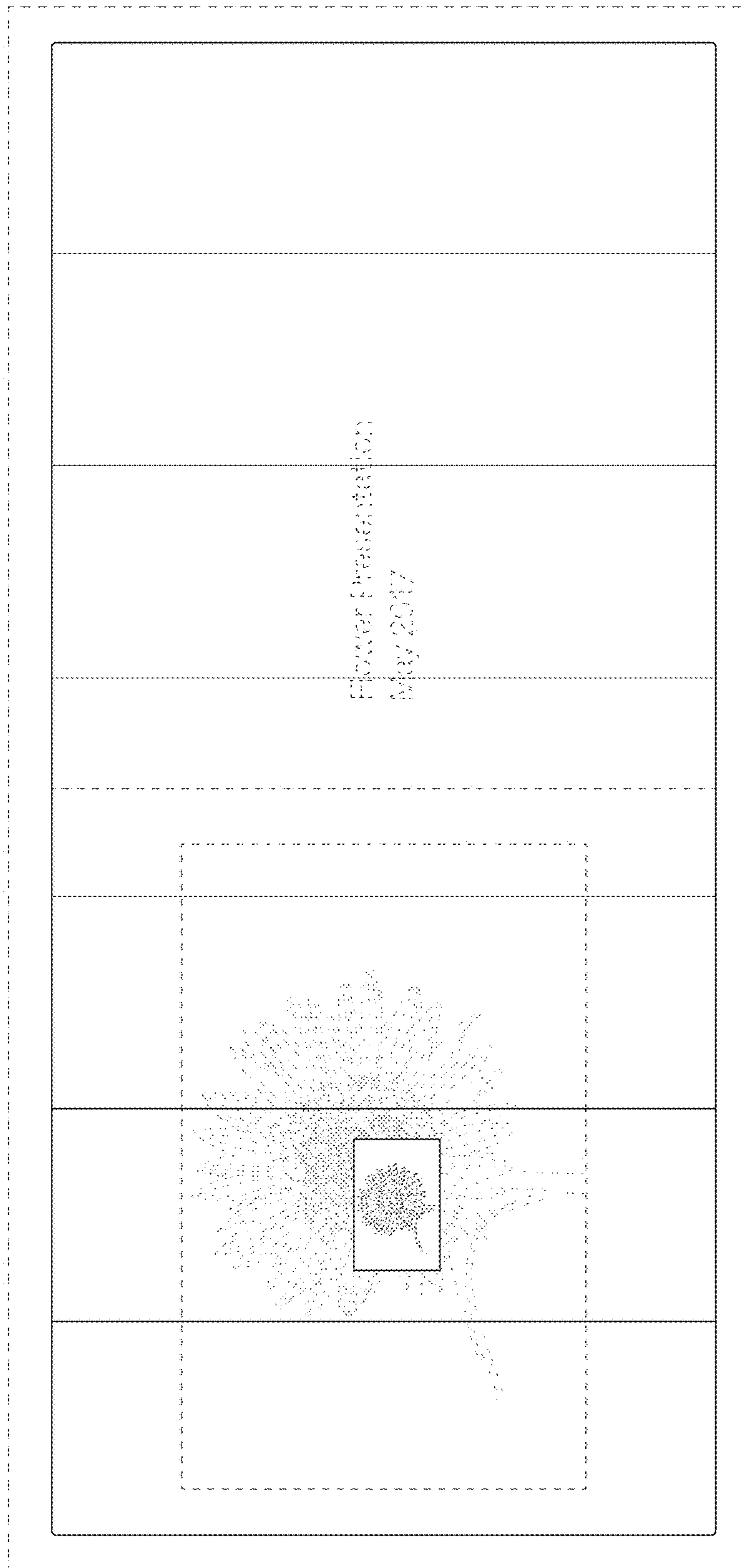


FIG. 2

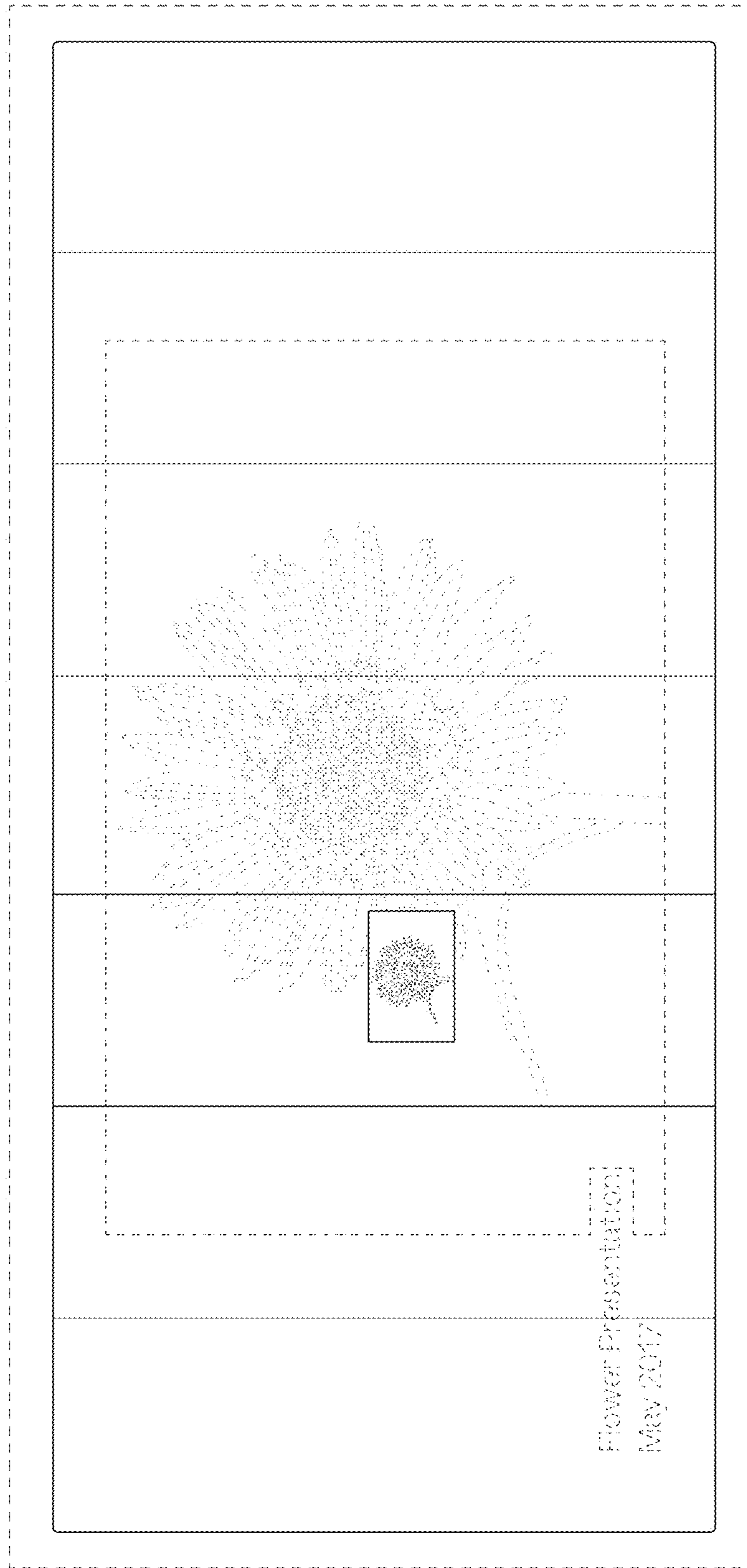


FIG. 3






FIG. 4

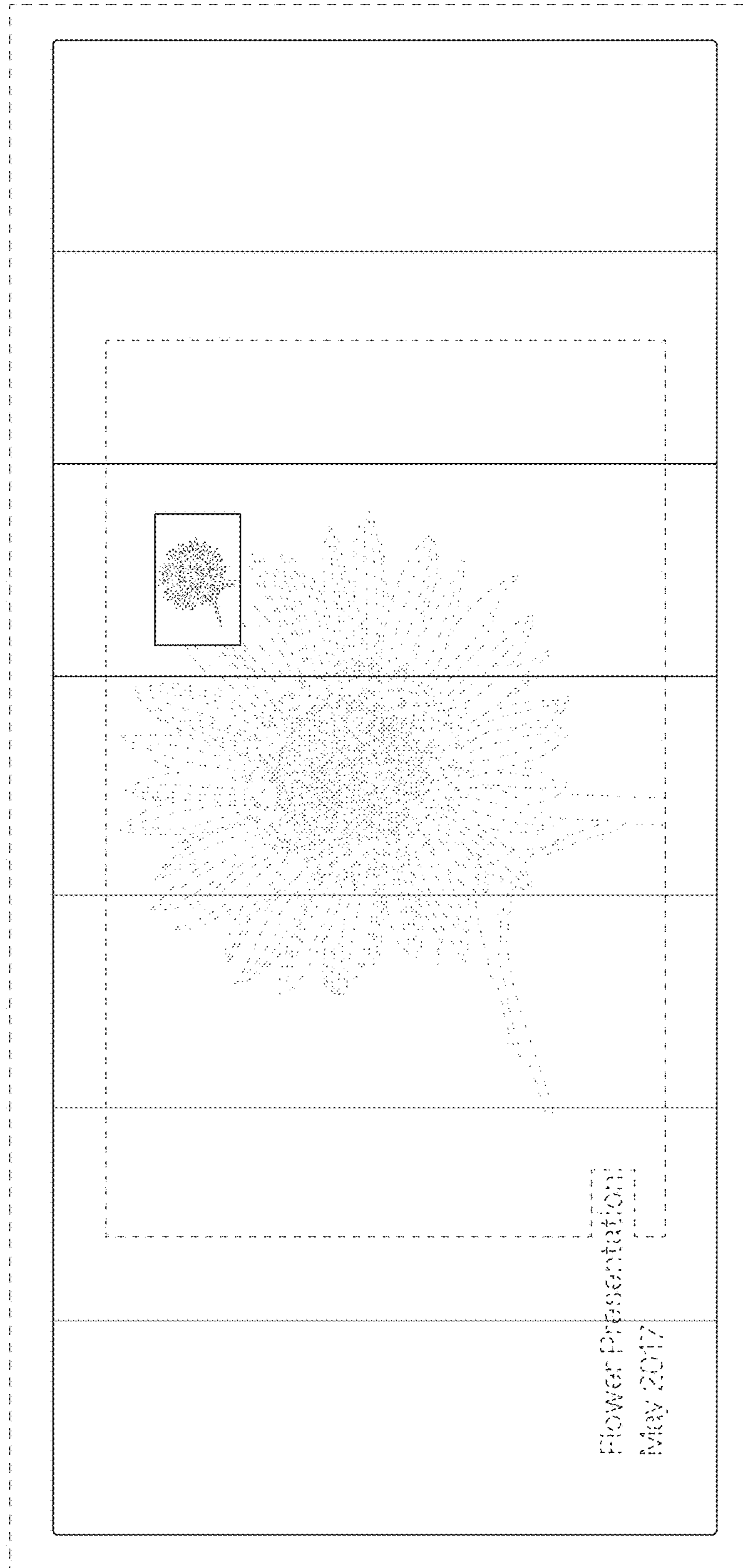


FIG. 5

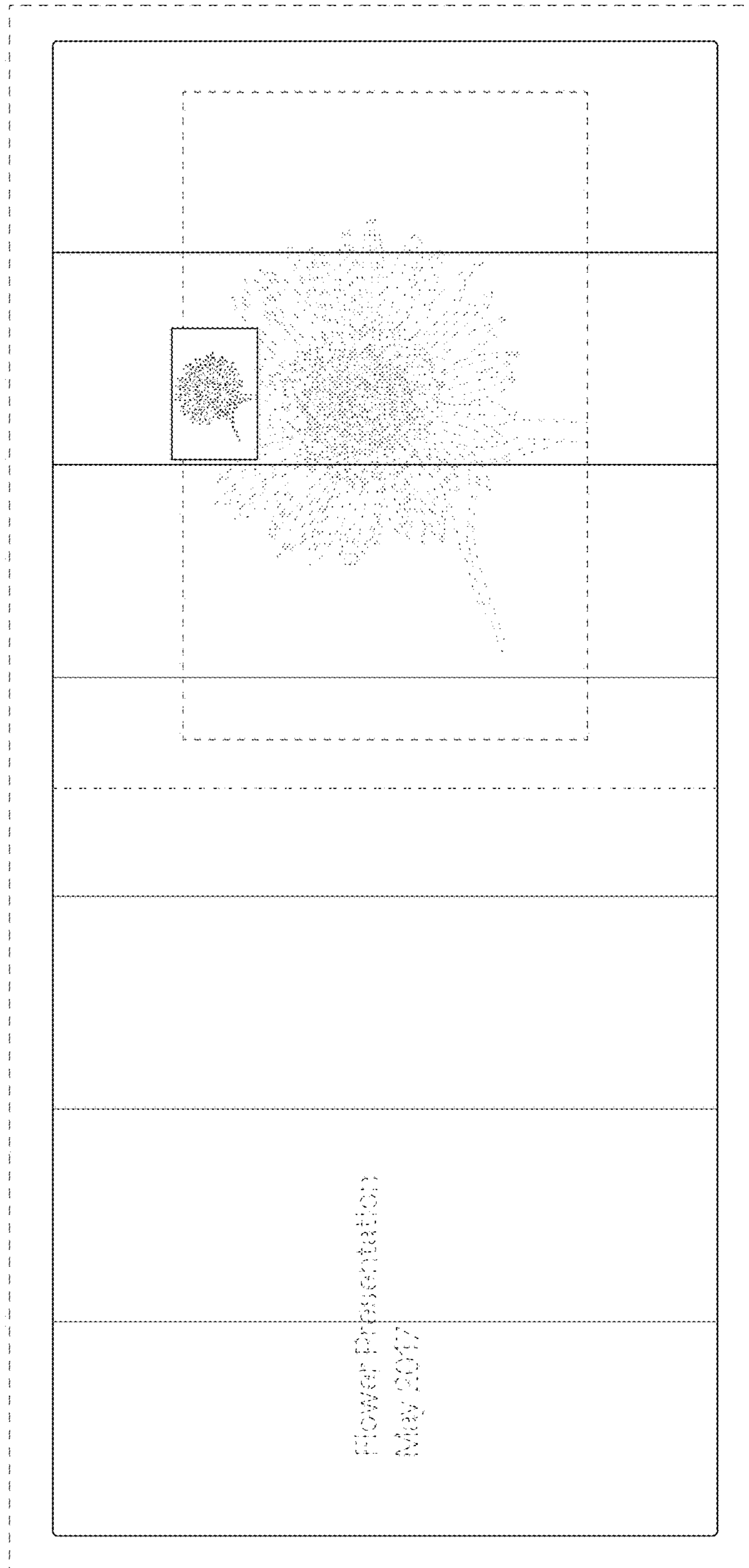


FIG. 6



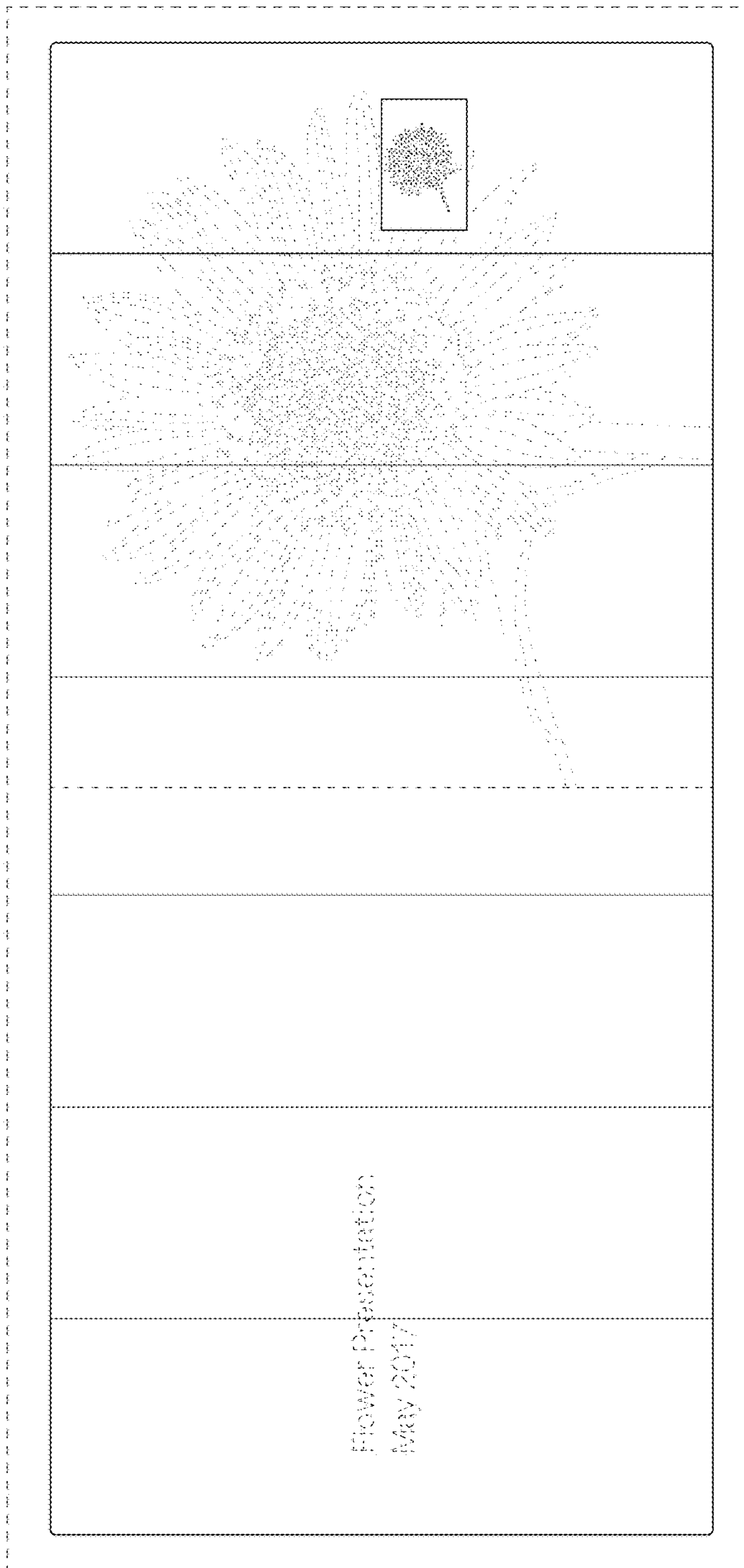


FIG. 7




FIG. 8