



US00D832265S

(12) **United States Design Patent** (10) **Patent No.:** **US D832,265 S**
Alves (45) **Date of Patent:** **** Oct. 30, 2018**

(54) **PLATE FOR MAGNETIC DEVICE MOUNT**

(71) Applicant: **SCOSCHE INDUSTRIES, INC.**,
Oxnard, CA (US)

(72) Inventor: **Vince Alves**, Oxnard, CA (US)

(73) Assignee: **Scosche Industries, Inc.**, Oxnard, CA
(US)

(**) Term: **15 Years**

(21) Appl. No.: **29/589,436**

(22) Filed: **Dec. 30, 2016**

(51) **LOC (11) Cl.** **14-02**

(52) **U.S. Cl.**
USPC **D14/439**

(58) **Field of Classification Search**
USPC D14/432, 433, 358, 253, 250, 251, 439
CPC H01M 10/44
See application file for complete search history.

(56) **References Cited**

U.S. PATENT DOCUMENTS

3,464,124	A	*	9/1969	Lynd	G09B 17/00 273/269
4,286,724	A	*	9/1981	Andersson	B60K 15/0406 137/571
D467,934	S	*	12/2002	Smyth	D14/478
D575,295	S	*	8/2008	Palmer	D14/453
D668,250	S	*	10/2012	Flagiello	D14/341

D694,242	S	*	11/2013	Cho	D14/432
D735,199	S	*	7/2015	Song	D14/432
D765,662	S	*	9/2016	Kang	D14/251
D786,879	S	*	5/2017	Kim	D14/440
D801,342	S	*	10/2017	Tur	D14/440
D816,149	S	*	4/2018	Dalton	D16/237
D819,727	S	*	6/2018	Chandontrikij	D17/22
D819,741	S	*	6/2018	Clegg	D20/22
D819,742	S	*	6/2018	Clegg	D20/22
D819,743	S	*	6/2018	Clegg	D20/22
D820,997	S	*	6/2018	Howard	D25/48.2
D822,288	S	*	7/2018	Alcantra	D29/122

* cited by examiner

Primary Examiner — Cynthia R Underwood

(74) *Attorney, Agent, or Firm* — Stetina Brunda Garred & Brucker

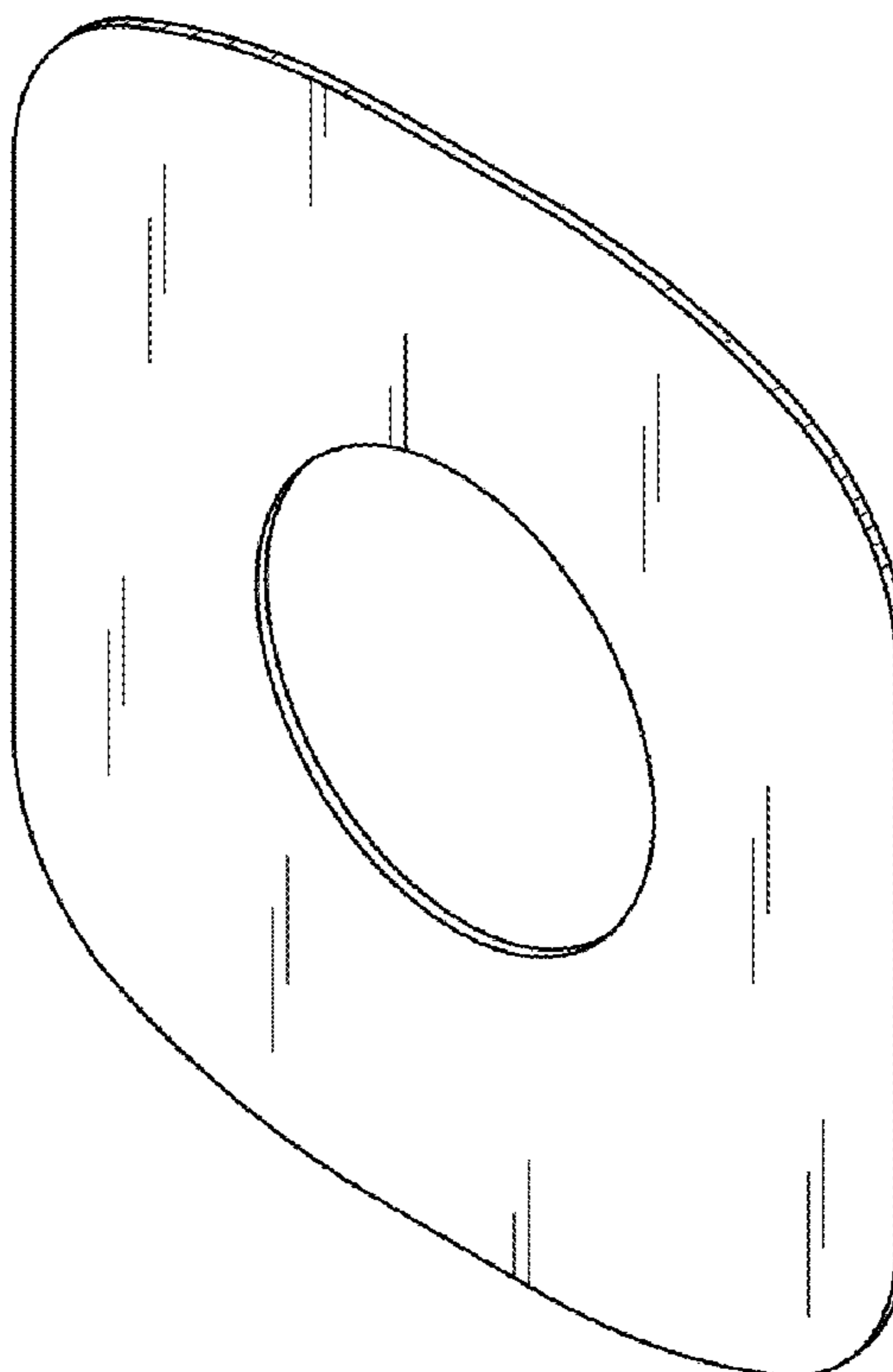
(57) **CLAIM**

The ornamental design for a plate for magnetic mount device, as shown and described.

DESCRIPTION

FIG. 1 is a front perspective view showing a plate for a magnetic mount device of the present invention; FIG. 2 is a side view thereof; FIG. 3 is a front elevational view thereof; FIG. 4 is a bottom view thereof; FIG. 5 is a rear elevational thereof; and, FIG. 6 is a plan view thereof with those features shown in phantom presented for exemplary purposes only and forms no part of the claimed design.

1 Claim, 2 Drawing Sheets



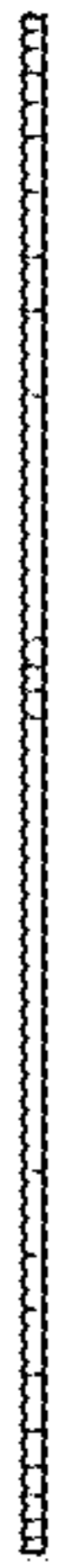


FIG. 2

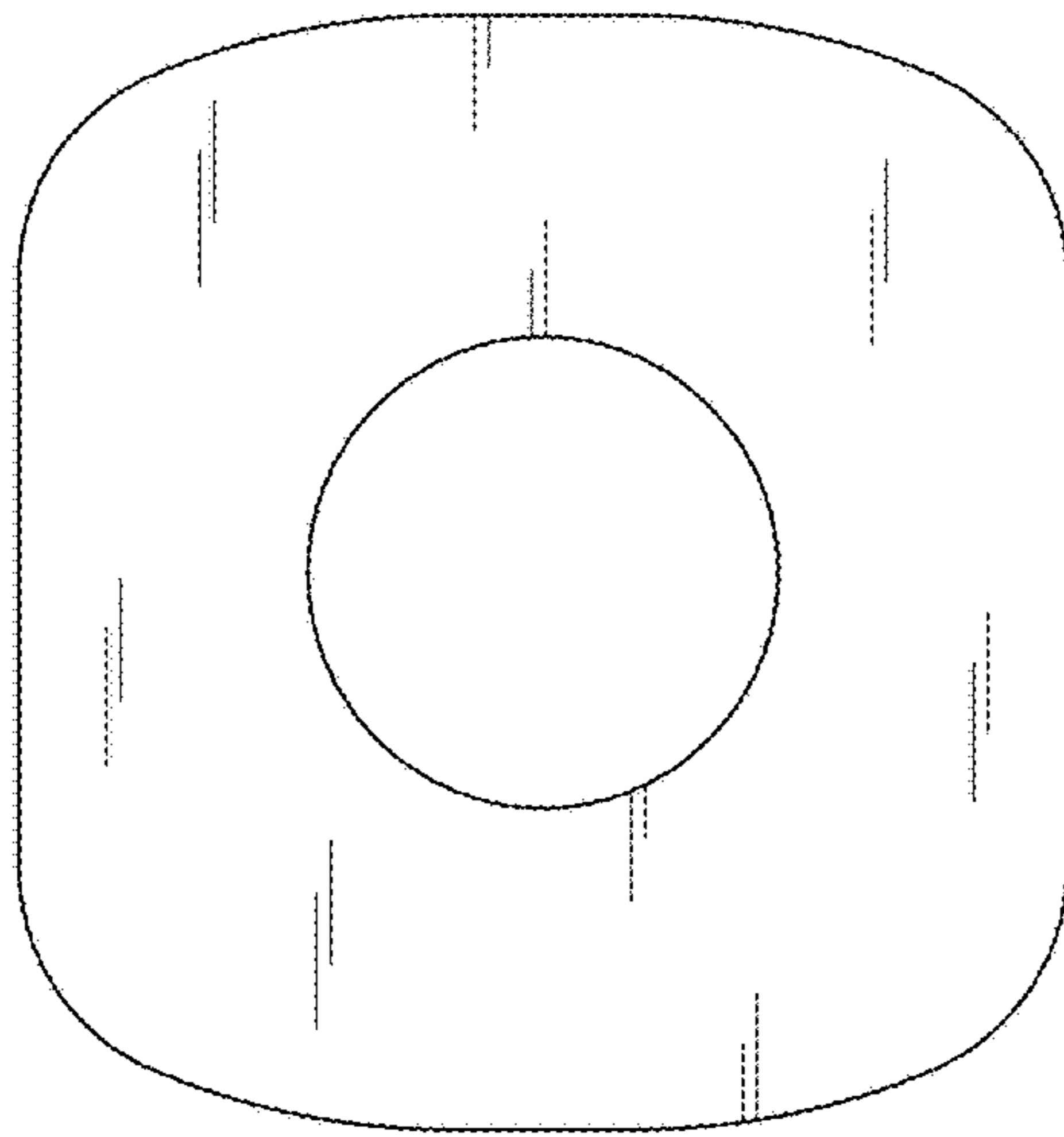


FIG. 3

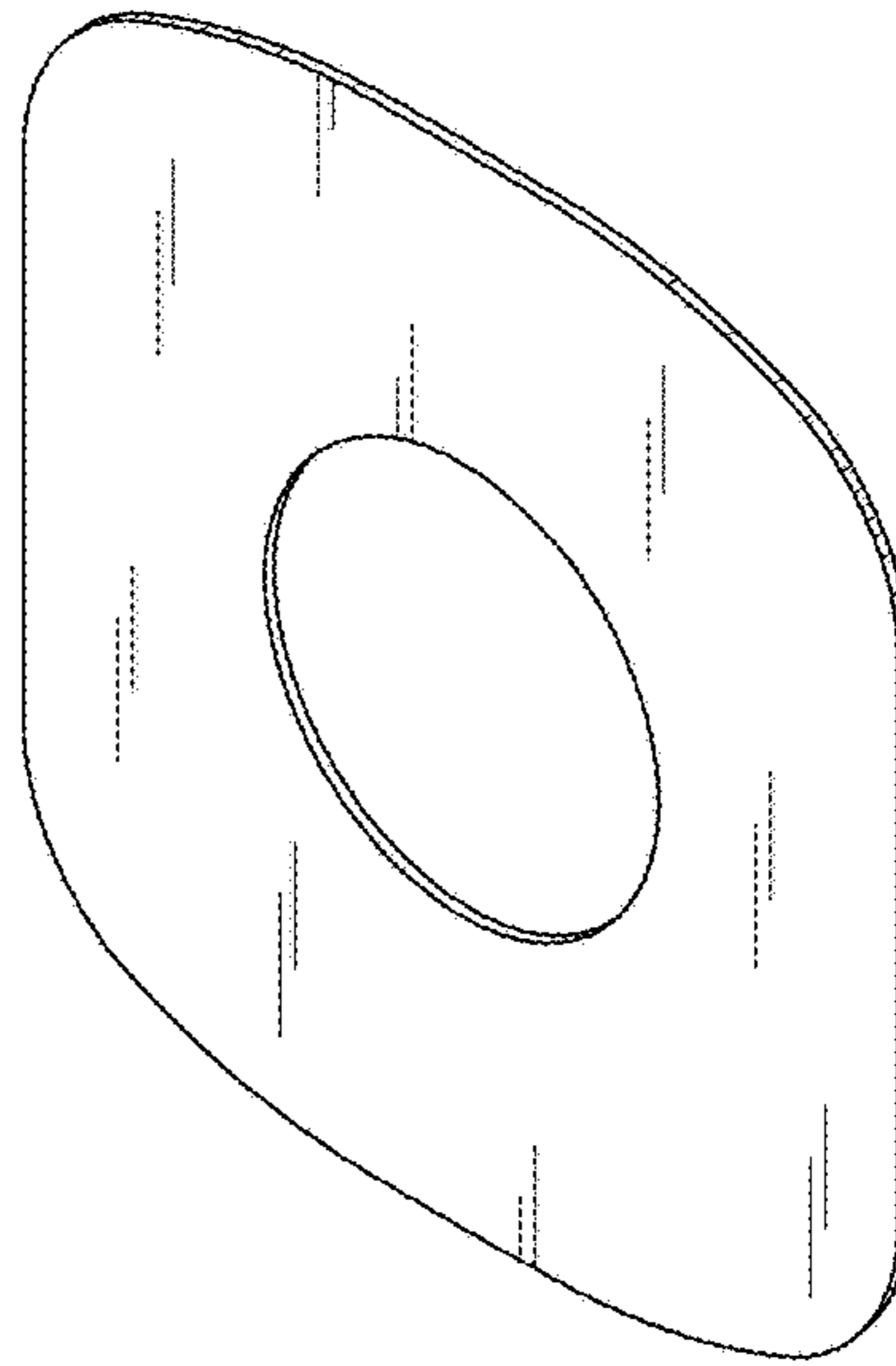


FIG. 1




FIG. 4

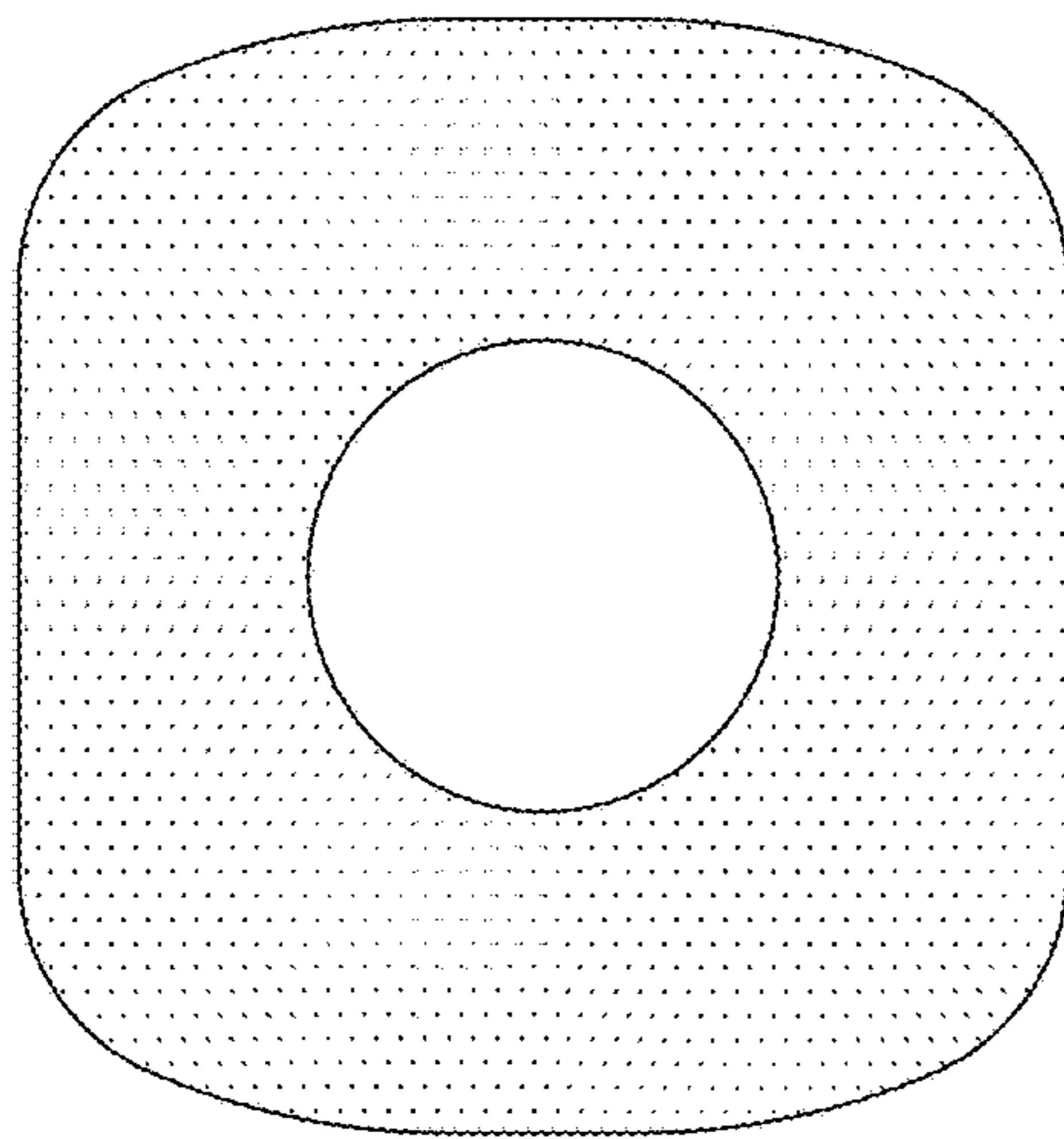


FIG. 5

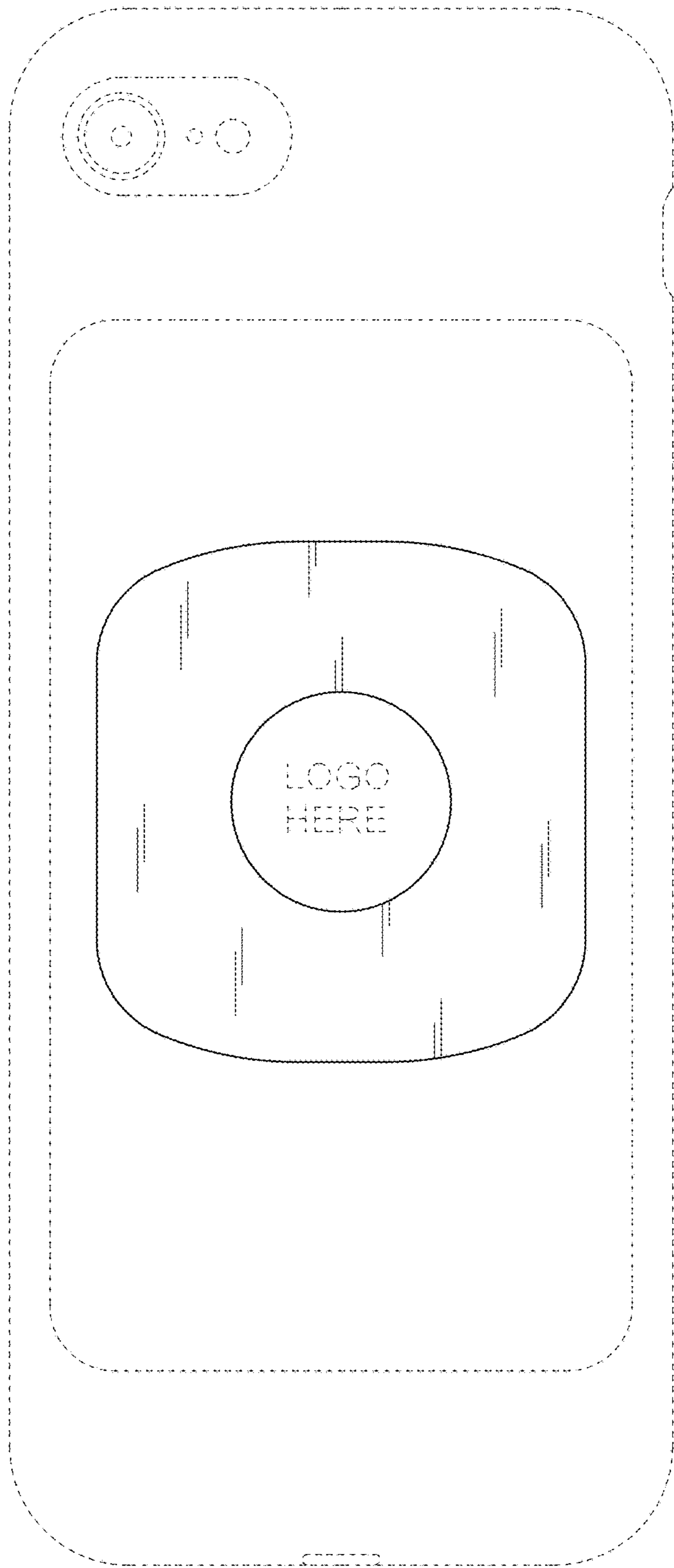


FIG. 6