



US00D832256S

(12) **United States Design Patent** (10) **Patent No.:** **US D832,256 S**
King (45) **Date of Patent:** **** Oct. 30, 2018**

(54) **STYLUS HOLDER**
(71) Applicant: **Steven G. King**, Richmond, CA (US)
(72) Inventor: **Steven G. King**, Richmond, CA (US)
(**) Term: **15 Years**

D485,980 S 2/2004 Moses
D486,523 S * 2/2004 Lederer D19/83
D573,652 S * 7/2008 Esfahani D19/81
D584,313 S * 1/2009 Pittel D14/434
D603,904 S * 11/2009 Esfahani D19/81
D662,705 S 7/2012 Wu

(Continued)

(21) Appl. No.: **29/594,382**
(22) Filed: **Feb. 17, 2017**
(51) **LOC (11) Cl.** **14-02**
(52) **U.S. Cl.**
USPC **D14/432**; D14/411
(58) **Field of Classification Search**
USPC D8/61; D14/411; D19/35, 36, 41-51,
D19/54-58, 81, 84; 401/55, 99, 100,
401/104-107, 196, 197, 202, 208, 209,
401/213, 192, 195, 243; 708/107;
345/179, 173; 24/3.7, 3.8, 11 C
See application file for complete search history.

OTHER PUBLICATIONS

Mayo, Benjamin, "Jony Ive Designs one-of-a-kind iPad Pro, Smart Cover and Apple Pencil Case for Special Design Museum Auction," 9to5mac, Apr. 16, 2016, Internet. Retrieved from: <https://9to5mac.com/2016/04/16/jony-ive-designs-one-of-a-kind-ipad-pro-smart-cover-and-apple-pencil-case-for-special-design-muse>.

Primary Examiner — Austin Murphy
(74) *Attorney, Agent, or Firm* — PatentBest; Andrew McAleavey

(57) **CLAIM**

The ornamental design for a stylus holder, as shown and described.

(56) **References Cited**

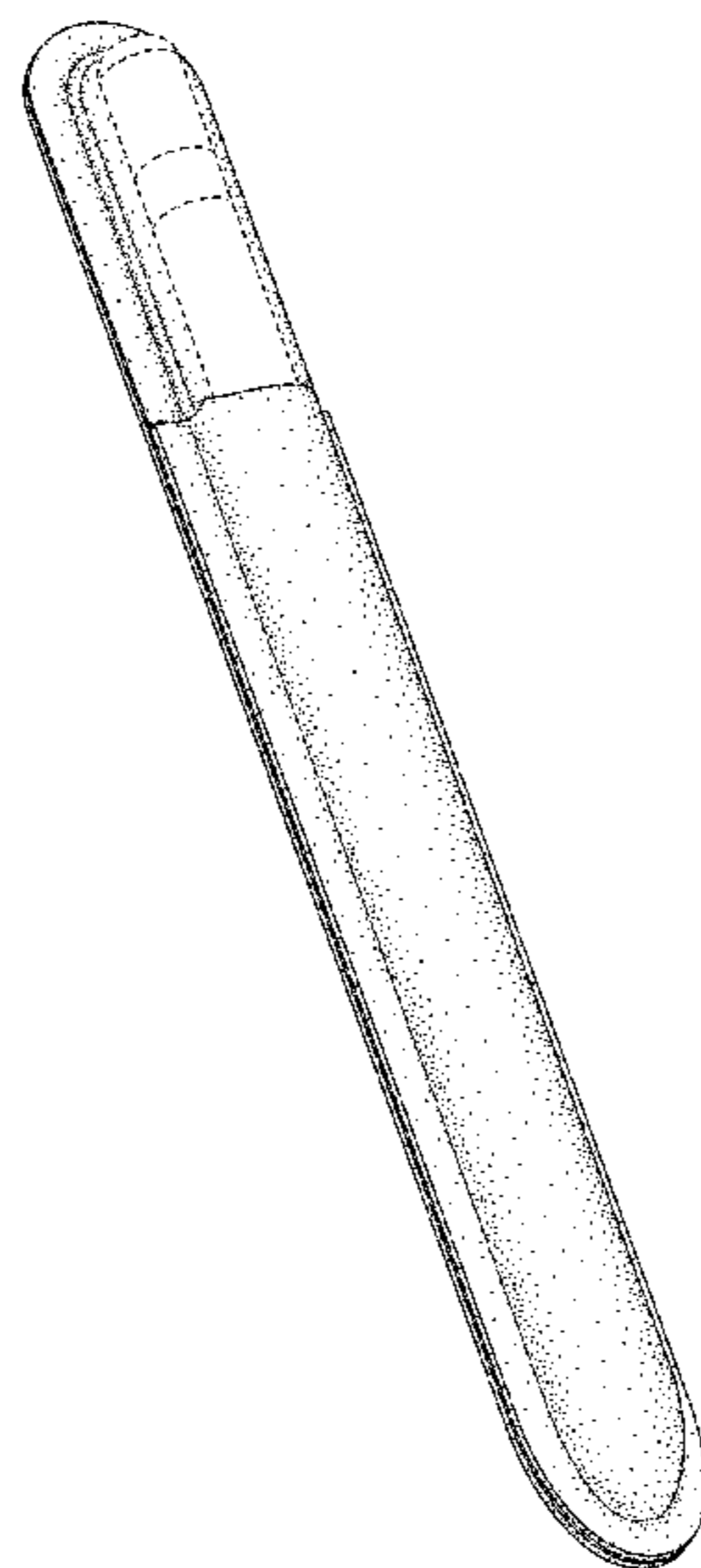
U.S. PATENT DOCUMENTS

394,721	A	12/1888	Pell et al.	
609,230	A *	8/1898	Haegelin	A45F 5/022 24/3.8
645,814	A	3/1900	Johnson	
863,036	A	8/1907	Mieden	
989,213	A *	4/1911	Wahl	A45F 5/022 2/249
2,362,582	A *	11/1944	Pearson	B43K 23/00 33/DIG. 1
D145,778	S	10/1946	Commander	
2,553,346	A *	5/1951	Wing	B43K 23/001 24/11 CT
2,867,363	A	1/1959	Knemmerling	
D309,983	S	8/1990	Nakata	
D327,293	S	6/1992	Isak	
D428,553	S	7/2000	Willat	
D446,548	S *	8/2001	Green	D19/81
D448,553	S	10/2001	Williams	

DESCRIPTION

FIG. 1 is a perspective view of a stylus holder, illustrating my new design;
FIG. 2 is a front elevational view of the stylus holder of FIG. 1;
FIG. 3 is a rear elevational view of the stylus holder of FIG. 1;
FIG. 4 is a side elevational view of one side of the stylus holder of FIG. 1;
FIG. 5 is a top plan view of the stylus holder of FIG. 1; and, FIG. 6 is a bottom plan view of the stylus holder of FIG. 1. The broken lines are directed to environment and are for illustrative purposes only; the broken lines form no part of the claimed design.

1 Claim, 3 Drawing Sheets



(56)

References Cited

U.S. PATENT DOCUMENTS

D662,706 S	7/2012	Karwowska	
D667,214 S	9/2012	Manga	
D700,909 S *	3/2014	Bowser	D14/411
D723,036 S *	2/2015	Longo	D14/411
D729,801 S *	5/2015	Daniel	D14/307
D748,906 S	2/2016	King	
9,327,544 B2 *	5/2016	Ceruzzi	B43K 23/001
D769,370 S *	10/2016	Moeck	D19/204
D794,120 S *	8/2017	Takemura	D19/81
D803,395 S *	11/2017	Equere	D24/122

* cited by examiner

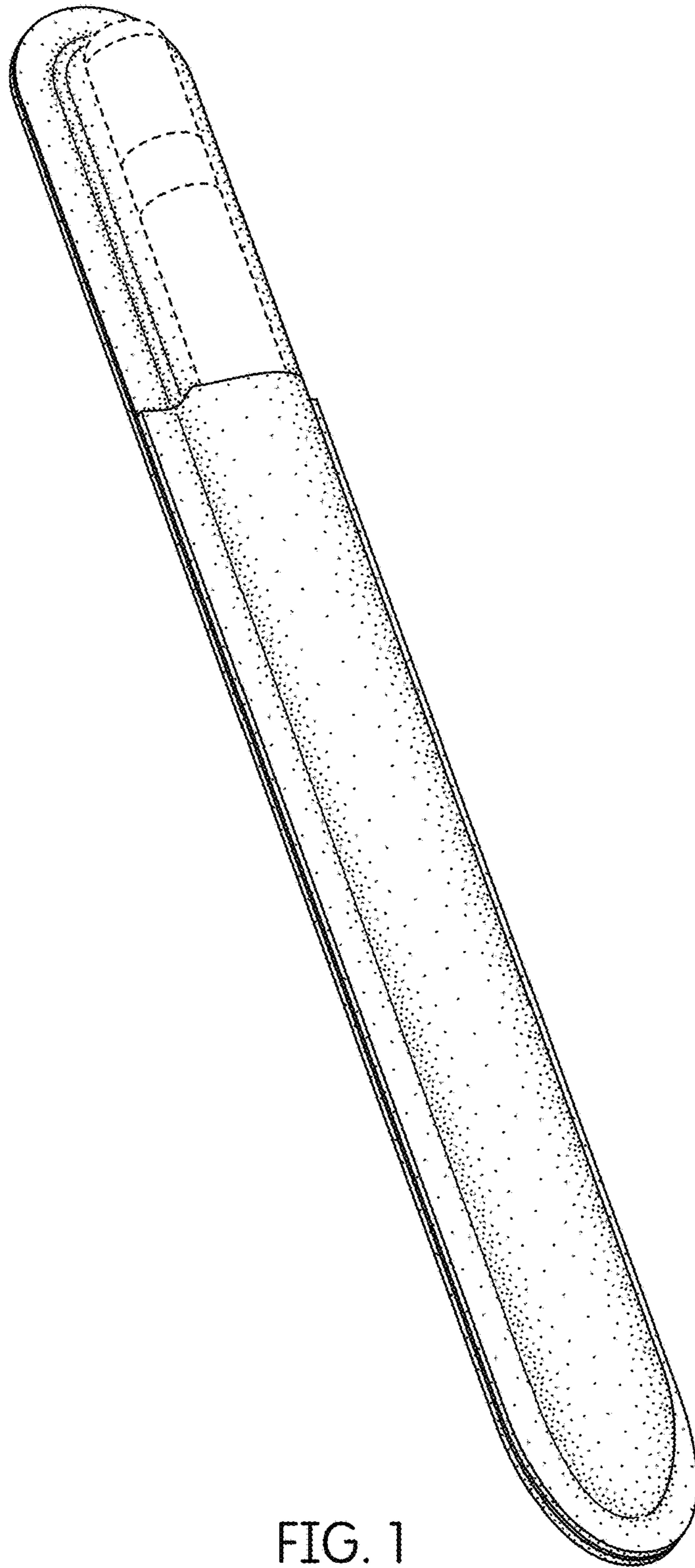


FIG. 1

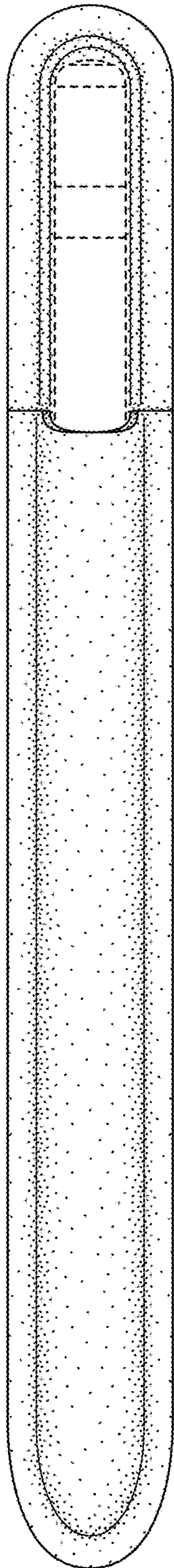


FIG. 2




FIG. 3




FIG. 4




FIG. 5

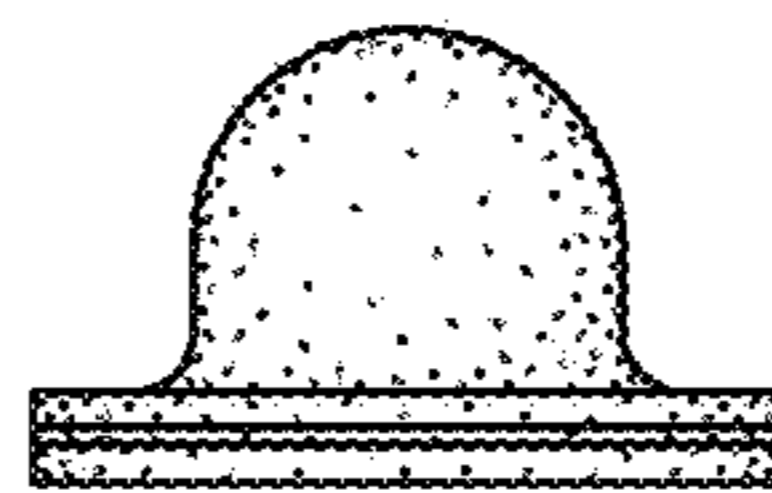


FIG. 6