US00D832255S

(12) United States Design Patent

Jung et al.

(10) Patent No.: US D832,255 S
(45) Date of Patent: ** Oct. 30, 2018

(54) **STYLUS PEN**

(71) Applicant: **Samsung Electronics Co., Ltd.**, Suwon-si (KR)

(72) Inventors: **Jongbo Jung**, Seoul (KR); **Minah Koh**, Seoul (KR); **Dongkyun Kim**, Seoul (KR); **Hakdo Kim**, Seoul (KR)

(73) Assignee: **SAMSUNG ELECTRONICS CO., LTD.**, Suwon-si (KR)

(**) Term: **15 Years**

(21) Appl. No.: **29/613,435**

(22) Filed: **Aug. 10, 2017**

(30) **Foreign Application Priority Data**

Feb. 22, 2017 (KR) 30-2017-0008422

(51) **LOC (11) Cl.** **14-02**

(52) **U.S. Cl.**
USPC **D14/411**

(58) **Field of Classification Search**
USPC D14/372, 496, 432, 371, 125, 126, 129, D14/299, 411; D16/300–342; 351/158, 351/153, 144; 345/7–9, 905; 455/344; 348/115, 53, 121, 739
CPC G02B 27/017; G06F 3/016; G06F 3/033; G06F 3/0317; G06F 3/03545; G06F 3/041; G06K 9/222
See application file for complete search history.

(56) **References Cited**

U.S. PATENT DOCUMENTS

D333,133	S	*	2/1993	Hirota D14/411
D669,897	S	*	10/2012	Nakata D14/411
D768,133	S	*	10/2016	Reed D14/411
D777,726	S	*	1/2017	Nishizawa D14/411
D781,293	S	*	3/2017	Mitchell D14/411

(Continued)

FOREIGN PATENT DOCUMENTS

CN	302361377	3/2013
EM	002260067-0001	9/2015

(Continued)

Primary Examiner — Austin Murphy
(74) *Attorney, Agent, or Firm* — McAndrews Held & Malloy, Ltd.

(57) **CLAIM**

The ornamental design for a stylus pen, as shown and described.

DESCRIPTION

FIG. **1** is a front perspective view of a stylus pen showing our new design according to a first embodiment;
FIG. **2** is a front elevation view thereof;
FIG. **3** is a rear elevation view thereof;
FIG. **4** is a left side elevation view thereof;
FIG. **5** is a right side elevation view thereof;
FIG. **6** is a top plan view thereof;
FIG. **7** is a bottom plan view thereof;
FIG. **8** is an enlarged view of the stylus pen in FIG. **6**, shown separately for clarity of illustration,
FIG. **9** is a front perspective view of a stylus pen showing our new design according to a second embodiment;
FIG. **10** is a front elevation view thereof;
FIG. **11** is a rear elevation view thereof;
FIG. **12** is a left side elevation view thereof;
FIG. **13** is a right side elevation view thereof;
FIG. **14** is a top plan view thereof;
FIG. **15** is a bottom plan view thereof; and,
FIG. **16** is an enlarged view of the stylus pen in FIG. **14**, shown separately for clarity of illustration.
The dashed broken lines in the drawings illustrate portions of the stylus pen that form no part of the claimed design.

1 Claim, 16 Drawing Sheets

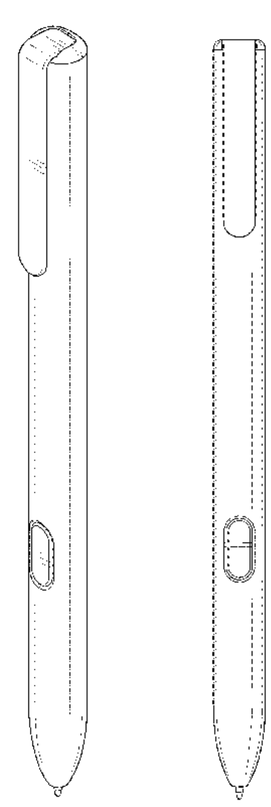

(56) **References Cited**

U.S. PATENT DOCUMENTS

D783,022	S	*	4/2017	Sirota	D14/411
D784,991	S	*	4/2017	Chang	D14/411
D797,741	S	*	9/2017	Cebe	D14/411
D799,487	S	*	10/2017	Nishizawa	D14/411
D799,488	S	*	10/2017	Nishizawa	D14/411
D811,401	S	*	2/2018	Lehman	D14/411
D812,057	S	*	3/2018	Lehman	D14/411
D812,058	S	*	3/2018	Lehman	D14/411
D812,059	S	*	3/2018	Lehman	D14/411
D813,237	S	*	3/2018	Lee	D14/411
D813,238	S	*	3/2018	Lee	D14/411

FOREIGN PATENT DOCUMENTS

JP	1553595	7/2016
KR	30-0640222	4/2012

* cited by examiner

FIG. 1



FIG. 2

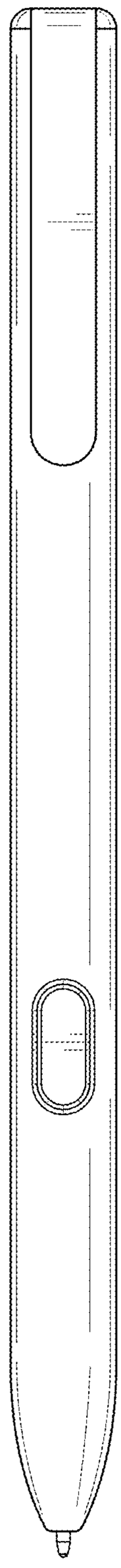

FIG. 3



FIG. 4



FIG. 5



FIG. 6

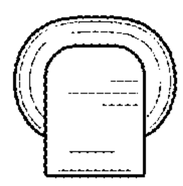

FIG. 7

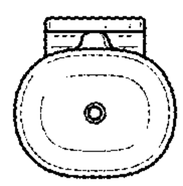

FIG. 8

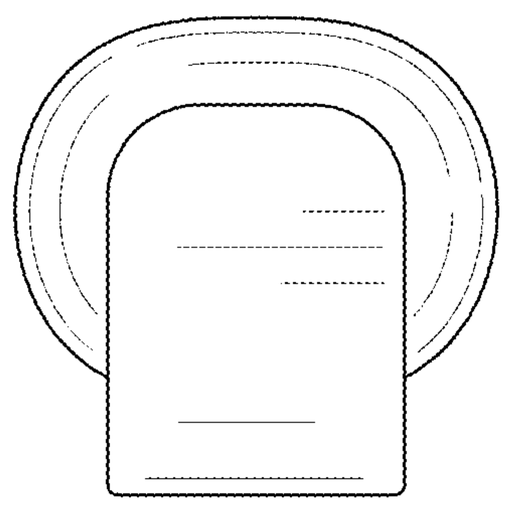

FIG. 9



FIG. 10



FIG. 11

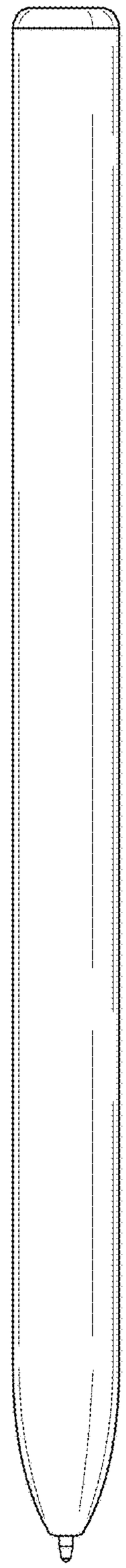

FIG. 12

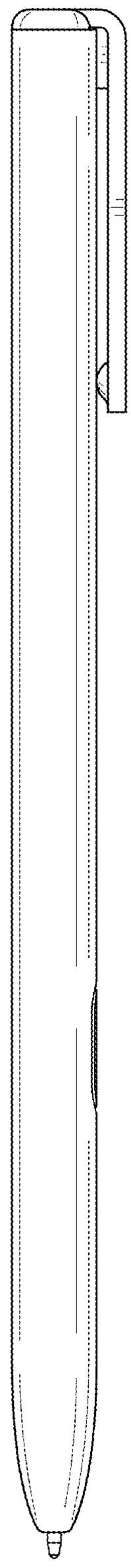

FIG. 13



FIG. 14

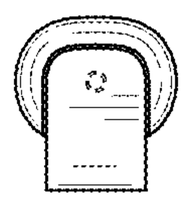

FIG. 15

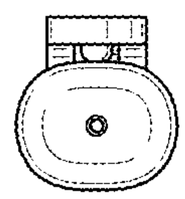
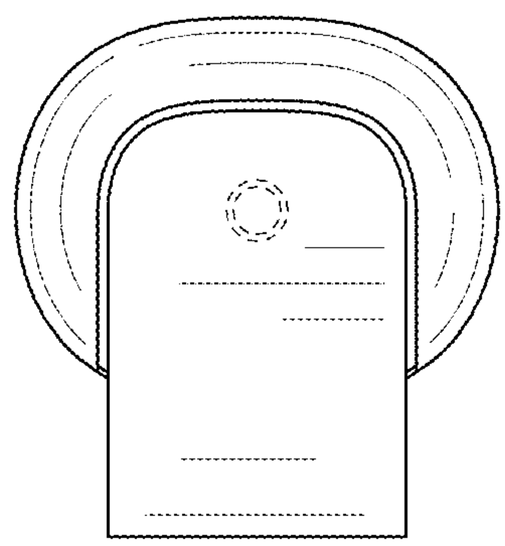
FIG. 16