



US00D832231S

(12) **United States Design Patent** (10) **Patent No.:** **US D832,231 S**
Granat et al. (45) **Date of Patent:** **** Oct. 30, 2018**

(54) **MAIN UNIT FOR A SURVEILLANCE CAMERA**

7/194; G06T 7/254; G06T 3/4007; G06T 3/4053; G08B 13/19645

See application file for complete search history.

(71) Applicant: **AXIS AB**, Lund (SE)

(56) **References Cited**

(72) Inventors: **Charlotte Granat**, Höllviken (SE);
Daniel Åhman, Lomma (SE); **Mariano Vozzi**, Malmö (SE); **Morten Bergström**, Bjärred (SE)

U.S. PATENT DOCUMENTS

(73) Assignee: **AXIS AB**, Lund (SE)

(**) Term: **15 Years**

D416,033 S *	11/1999	Kitera	D16/203
D416,272 S *	11/1999	Adachi	D16/203
D455,141 S *	4/2002	Kobayashi	D14/167
D470,119 S *	2/2003	Ota	D14/167
D470,520 S *	2/2003	Yamakawa	D16/203
D512,407 S *	12/2005	Suggs	D14/167
D531,980 S *	11/2006	Takemasa	D14/167
D687,876 S *	8/2013	Backus	D16/219
D744,575 S *	12/2015	Zhan	D16/219
D754,338 S *	4/2016	Hayamizu	D24/138
D781,263 S *	3/2017	Tong	D14/204

(Continued)

(22) Filed: **Apr. 12, 2016**

(80) **Hague Agreement Data**

FOREIGN PATENT DOCUMENTS

Int. Filing Date: **Apr. 12, 2016**

TW D119268 9/1995

Int. Reg. No.: **DM/092088**

Primary Examiner — Eliza Z Bennett-Hattan

Int. Reg. Date: **Apr. 12, 2016**

(74) *Attorney, Agent, or Firm* — Volpe and Koenig, P.C.

Int. Reg. Pub. Date: **Oct. 14, 2016**

(30) **Foreign Application Priority Data**

(57) **CLAIM**

Oct. 13, 2015 (EM) 002819847-0001

The ornamental design for a main unit for a surveillance camera, as shown and described.

(51) **LOC (11) Cl.** **14-01**

(52) **U.S. Cl.**
USPC **D14/167**

DESCRIPTION

(58) **Field of Classification Search**

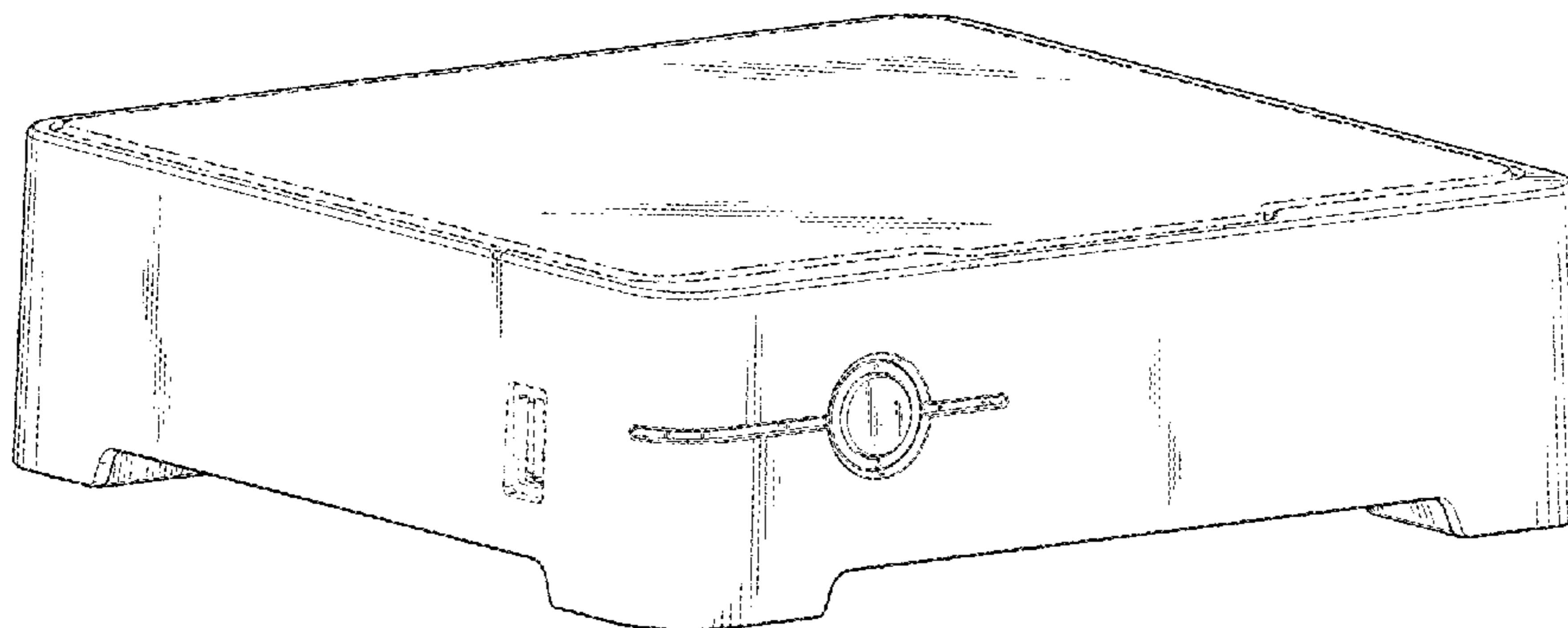
USPC D14/167, 133; D24/138; D16/219, 203, D16/215

CPC .. H04N 7/183; H04N 1/2112; H04N 2101/00; H04N 5/238; H04N 5/33; H04N 5/77; H04N 9/045; H04N 9/8042; H04N 5/232; H04N 5/23206; H04N 5/23245; H04N 5/23293; H04N 7/0135; H04N 7/18; H04N 7/181; G06K 9/00771; G06K 9/3241; G06T 2207/10016; G06T 2207/20081; G06T 2207/30232; G06T

1. Main unit for a surveillance camera
- 1.1: Perspective
- 1.2: Top
- 1.3: Front
- 1.4: Left
- 1.5: Right
- 1.6: Rear view
- 1.7: Bottom

The dot-dash broken lines adjacent to the shaded areas represent the bounds of the claimed design. Portions of the

(Continued)



main unit for a surveillance camera shown with broken lines
form no part of the claimed design.

1 Claim, 4 Drawing Sheets

(56)

References Cited

U.S. PATENT DOCUMENTS

D784,436 S * 4/2017 Hikima D16/219
D795,940 S * 8/2017 Huang D16/203

* cited by examiner

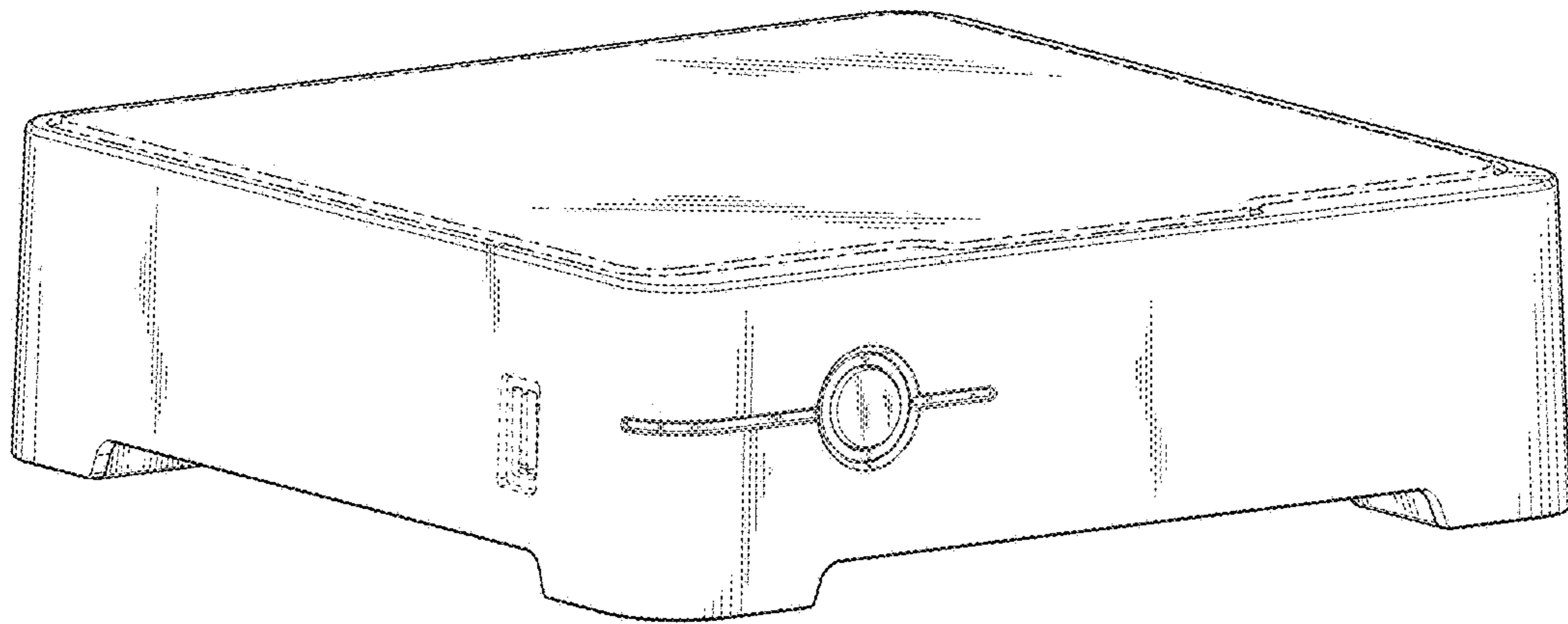


FIG. 1.1

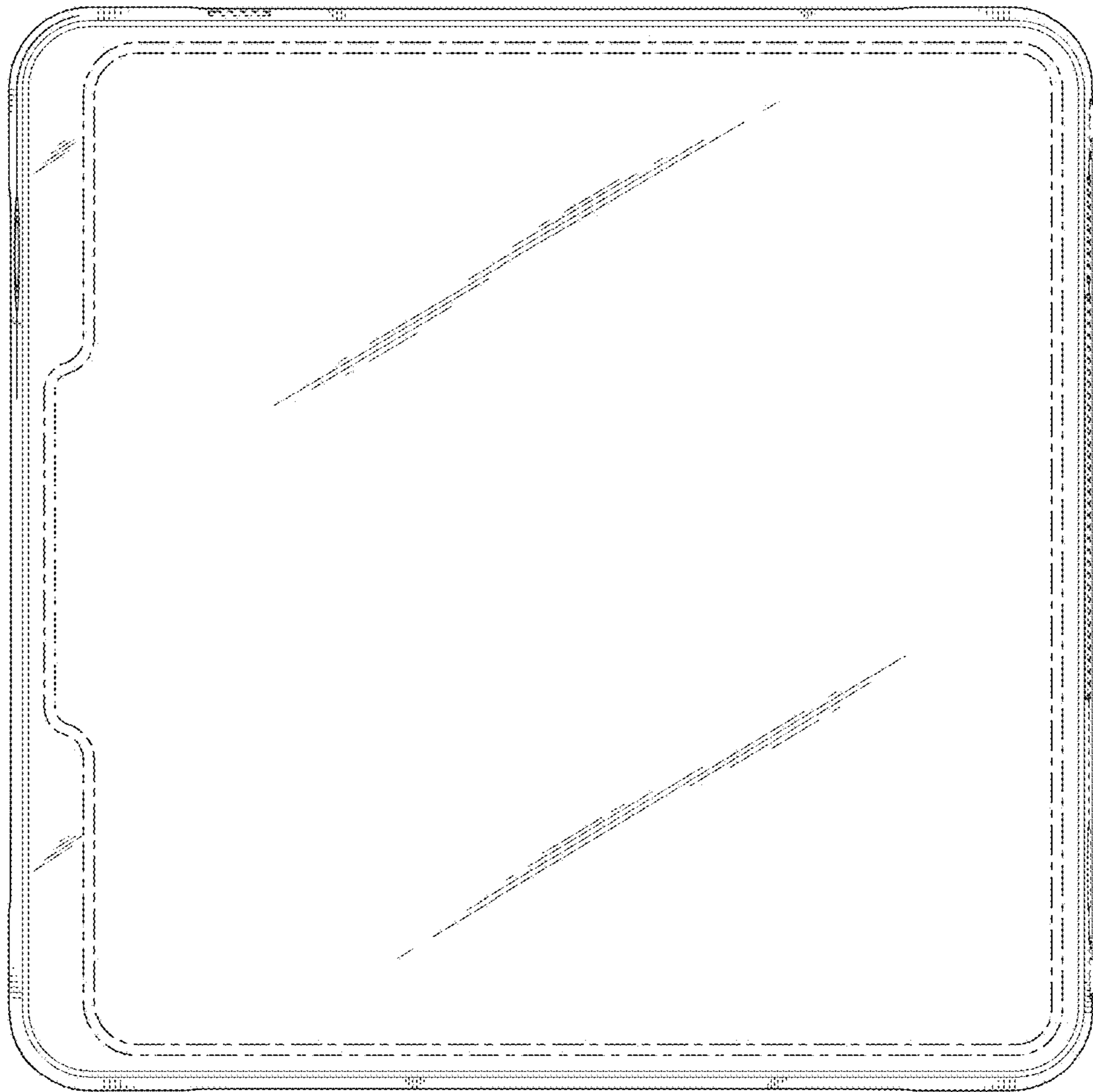


FIG. 1.2




FIG. 1.3

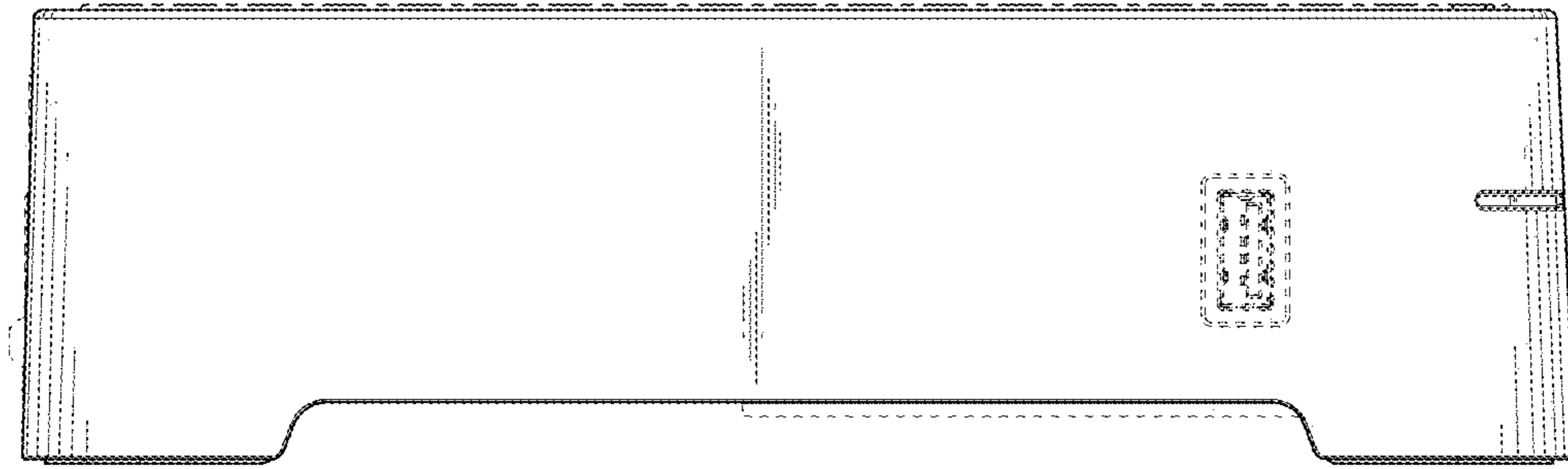


FIG. 1.4

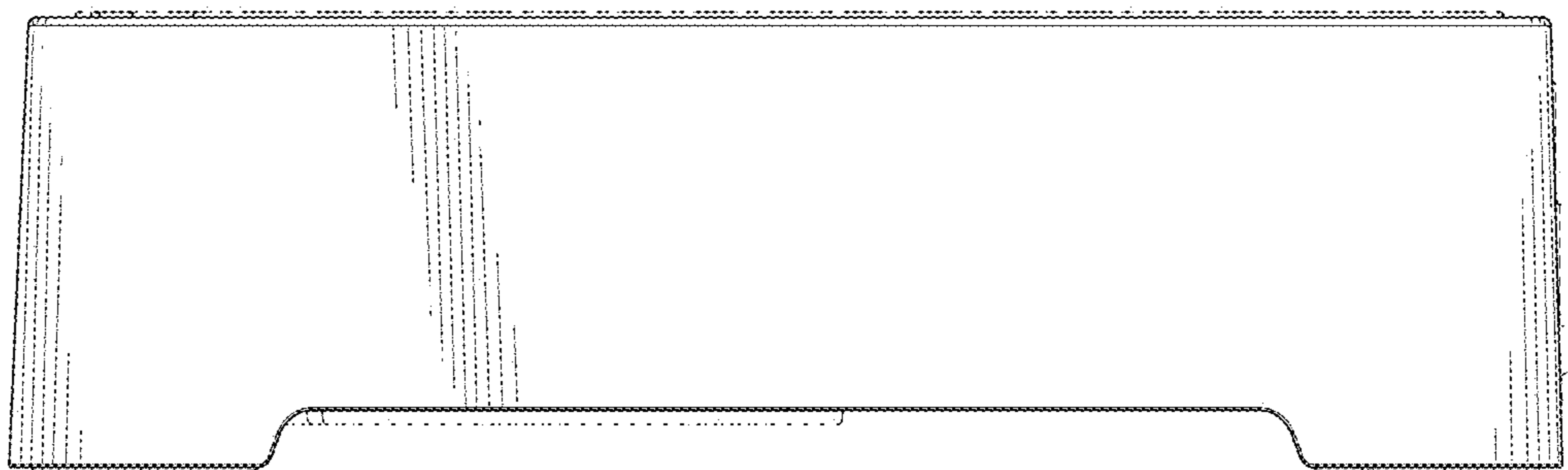


FIG. 1.5

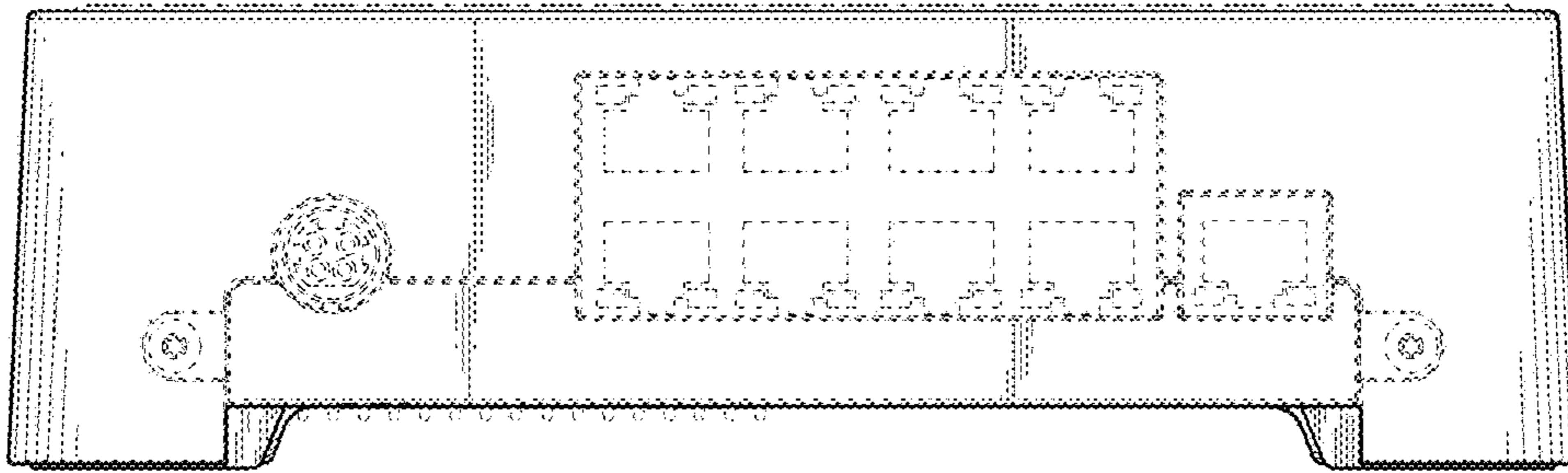


FIG. 1.6

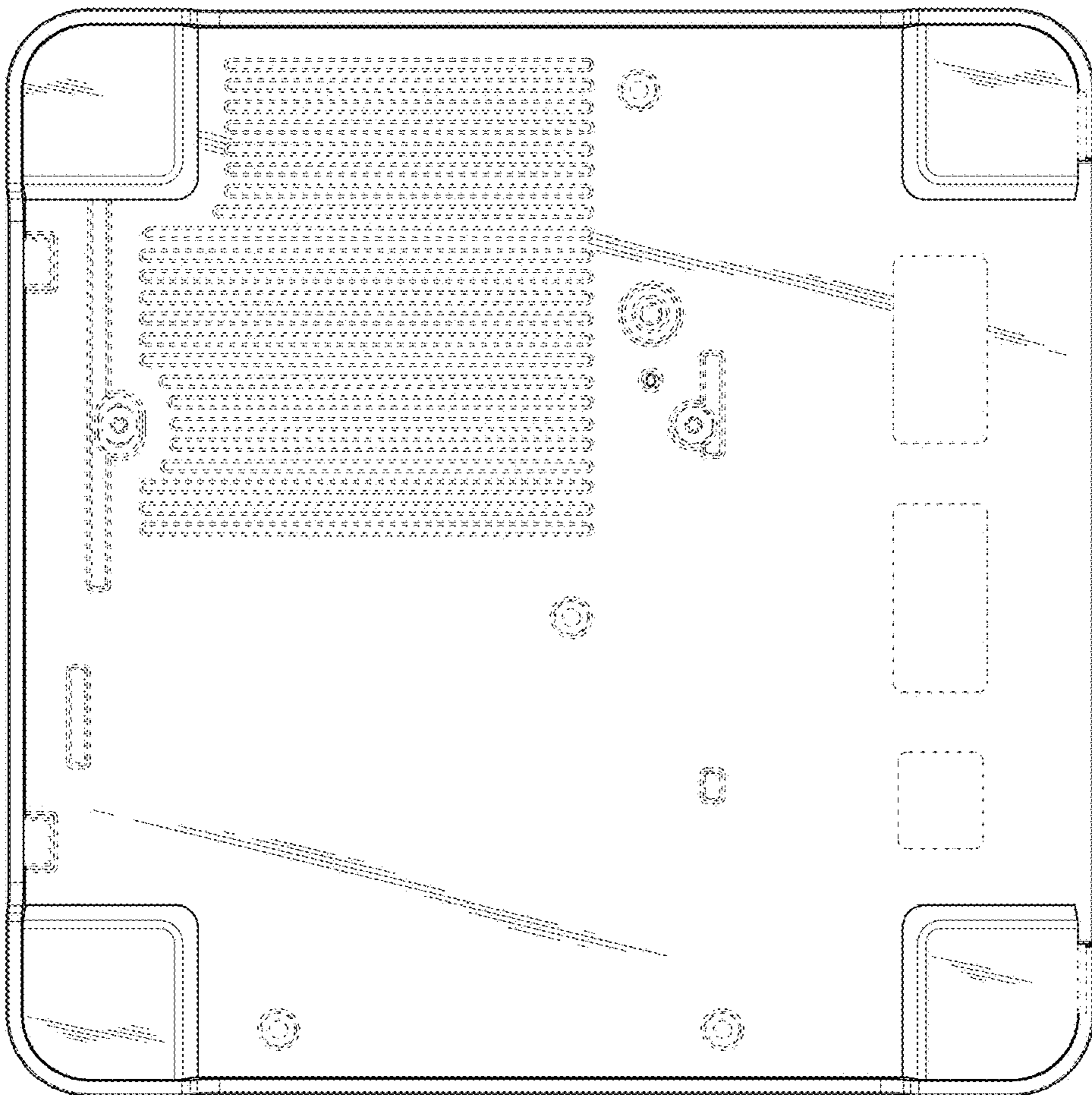


FIG. 1.7