

US00D832230S

(12) **United States Design Patent**  
**Lee et al.**

(10) **Patent No.:** **US D832,230 S**  
(45) **Date of Patent:** **\*\* Oct. 30, 2018**

(54) **ELECTRONIC DEVICE**

(71) Applicant: **Samsung Electronics Co., Ltd.**,  
Suwon-si (KR)

(72) Inventors: **Ji Young Lee**, Seoul (KR); **Hyok Su Choi**, Seoul (KR); **Hong Ku Yeo**,  
Seongnam-si (KR); **Min Hyouk Lee**,  
Seoul (KR)

(73) Assignee: **SAMSUNG ELECTRONICS CO., LTD.**, Suwon-si (KR)

(\*\*) Term: **15 Years**

(21) Appl. No.: **29/538,472**

(22) Filed: **Sep. 3, 2015**

**Related U.S. Application Data**

(63) Continuation-in-part of application No. 29/521,984,  
filed on Mar. 26, 2015, now Pat. No. Des. 784,279.

(30) **Foreign Application Priority Data**

Dec. 31, 2014 (KR) ..... 30-2014-0064579

(51) **LOC (11) Cl.** ..... **14-03**

(52) **U.S. Cl.**  
USPC ..... **D14/138 AA**

(58) **Field of Classification Search**  
USPC ..... D14/138 R, 138 AA, 138 AB, 138 AC,  
D14/138 AD, 138 G, 248, 341-347  
CPC ..... H04M 1/0202; H04M 1/0235; H04M  
1/0237; H04M 1/0239; H04M 2250/52  
See application file for complete search history.

(56) **References Cited**

**U.S. PATENT DOCUMENTS**

D618,463 S \* 6/2010 Nagase ..... D6/300  
D665,809 S \* 8/2012 Wang ..... D14/248

D693,789 S \* 11/2013 Ryu ..... D14/138 G  
D699,700 S \* 2/2014 Yoo ..... D14/138 G  
D701,192 S \* 3/2014 Park ..... D14/138 G  
D701,848 S \* 4/2014 Im ..... D14/138 G  
D701,851 S \* 4/2014 Bae ..... D14/138 G

(Continued)

*Primary Examiner* — Deanna L Pratt

(74) *Attorney, Agent, or Firm* — McAndrews Held &  
Malloy, Ltd.

(57) **CLAIM**


The ornamental design for an electronic device, as shown  
and described.

**DESCRIPTION**

FIG. 1 is a front perspective view of a first embodiment of  
an electronic device showing our new design;  
FIG. 2 is a front elevation view thereof;  
FIG. 3 is a rear elevation view thereof;  
FIG. 4 is a left-side elevation view thereof;  
FIG. 5 is a right-side elevation view thereof;  
FIG. 6 is a top plan view thereof;  
FIG. 7 is a bottom plan view thereof;  
FIG. 8 is a front perspective view of a second embodiment  
of an electronic device showing our new design;  
FIG. 9 is a front elevation view thereof;  
FIG. 10 is a rear elevation view thereof;  
FIG. 11 is a left-side elevation view thereof;  
FIG. 12 is a right-side elevation view thereof;  
FIG. 13 is a top plan view thereof; and,  
FIG. 14 is a bottom plan view thereof.

The broken lines in the figures show portions of the elec-  
tronic device which form no part of the claimed design.  
The portions of the electronic device shaded shading in the  
figures with stippling-type are the portions of the electronic  
device that form the claimed design. The stippling does not  
represent surface pattern or texture and is not itself a part of  
the claimed design.

**1 Claim, 10 Drawing Sheets**



(56)

References Cited

U.S. PATENT DOCUMENTS

D713,812 S *	9/2014	Hachiya	D14/138 G	D783,561 S *	4/2017	Lee	D14/138 G
D725,065 S *	3/2015	Chung	D14/138 G	D783,562 S *	4/2017	Lee	D14/138 AA
D726,673 S *	4/2015	Lee	D14/138 G	D783,586 S *	4/2017	Park	D14/248
D726,674 S *	4/2015	Lee	D14/138 G	D784,279 S *	4/2017	Lee	D14/138 G
D739,368 S *	9/2015	Lee	D14/138 G	D786,845 S *	5/2017	Kim	D14/248
D742,347 S *	11/2015	Kim	D14/138 G	D787,488 S *	5/2017	Lee	D14/248
D743,366 S *	11/2015	Ryu	D14/138 G	D790,497 S *	6/2017	Kim	D14/138 AA
D744,447 S *	12/2015	Ryu	D14/138 G	D791,112 S *	7/2017	Park	D14/248
D744,448 S *	12/2015	Im	D14/138 AA	D792,394 S *	7/2017	Lee	D14/341
D744,449 S *	12/2015	Lee	D14/138 G	D792,874 S *	7/2017	Lee	D14/248
D744,468 S *	12/2015	Lee	D14/248	D795,234 S *	8/2017	Kim	D14/248
D744,972 S *	12/2015	Im	D14/138 AA	D796,495 S *	9/2017	Jun	D14/248
D744,973 S *	12/2015	Lee	D14/138 G	D797,722 S *	9/2017	Lee	D14/341
D744,992 S *	12/2015	Lee	D14/248	D797,723 S *	9/2017	Lee	D14/341
D745,004 S *	12/2015	Kim	H04M 1/0268 D14/341	D803,806 S *	11/2017	Lee	D14/138 G
D746,245 S *	12/2015	Ryu	D14/138 G	D803,821 S *	11/2017	Lee	D14/248
D747,302 S *	1/2016	Lee	D14/248	D803,822 S *	11/2017	Lee	D14/248
D747,711 S *	1/2016	Suk	D14/138 R	D803,829 S *	11/2017	Lee	D14/341
D748,082 S *	1/2016	Lee	D14/248	D804,469 S *	12/2017	Lee	D14/341
D751,523 S *	3/2016	Min	D14/138 G	2013/0300697 A1 *	11/2013	Kim	G06F 1/1626 345/173
D753,623 S *	4/2016	Park	D14/138 G	2015/0031417 A1 *	1/2015	Lee	H04M 1/72519 455/566
D755,166 S *	5/2016	Lee	D14/248	2016/0234362 A1 *	8/2016	Moon	H04M 1/0202
D768,594 S *	10/2016	Szeto	D14/138 G	2016/0253039 A1 *	9/2016	Heo	G06F 3/0412 345/173
D779,450 S *	2/2017	Kim	D14/138 G	2016/0313763 A1 *	10/2016	Ahn	B32B 37/14
				2017/0063421 A1 *	3/2017	Moon	H04B 1/3888

\* cited by examiner

FIG. 1

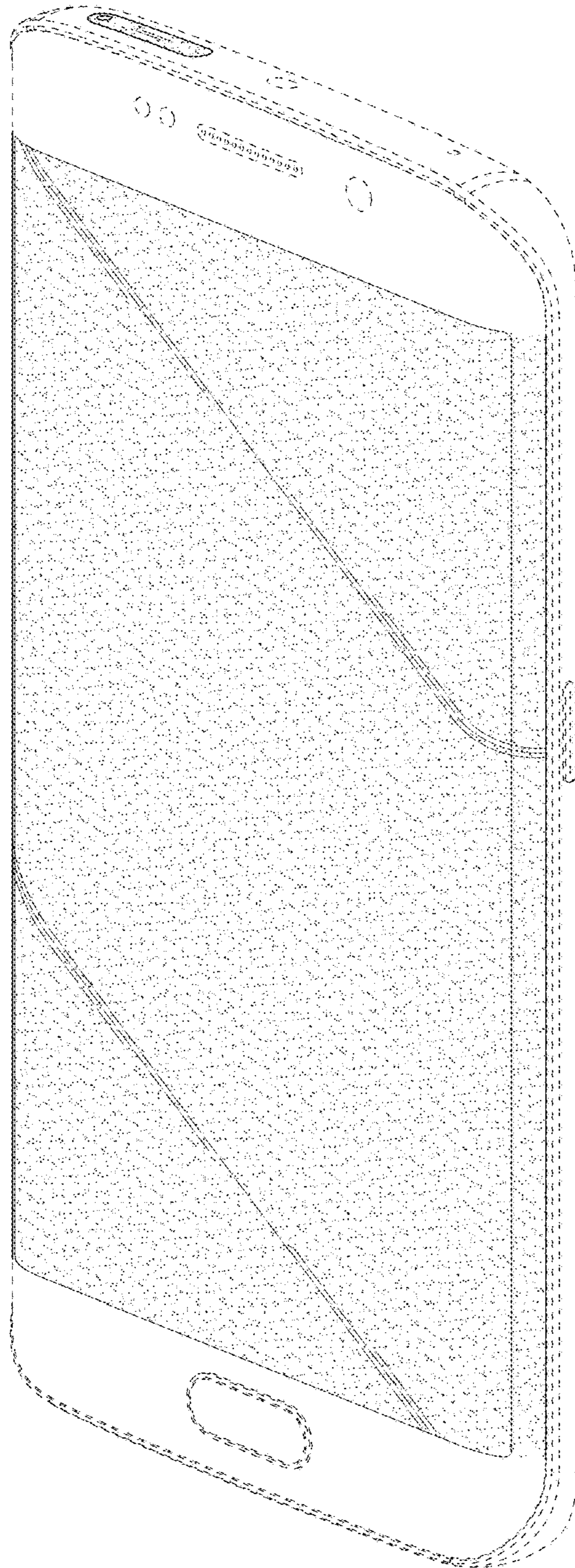


FIG. 2




FIG. 3




FIG. 4




FIG. 5




FIG. 6




FIG. 7

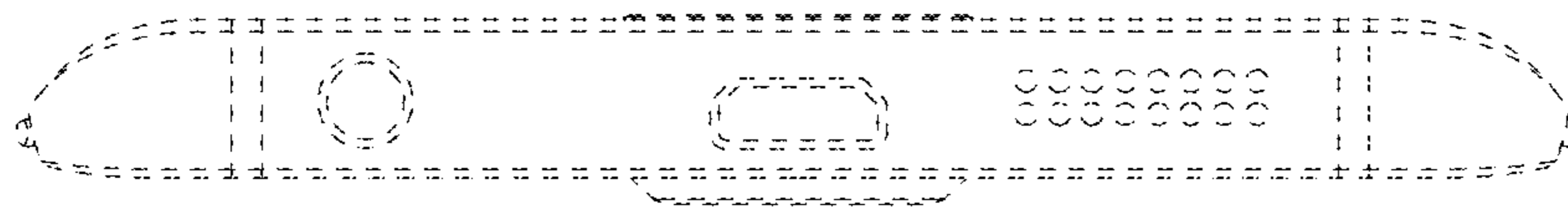


FIG. 8

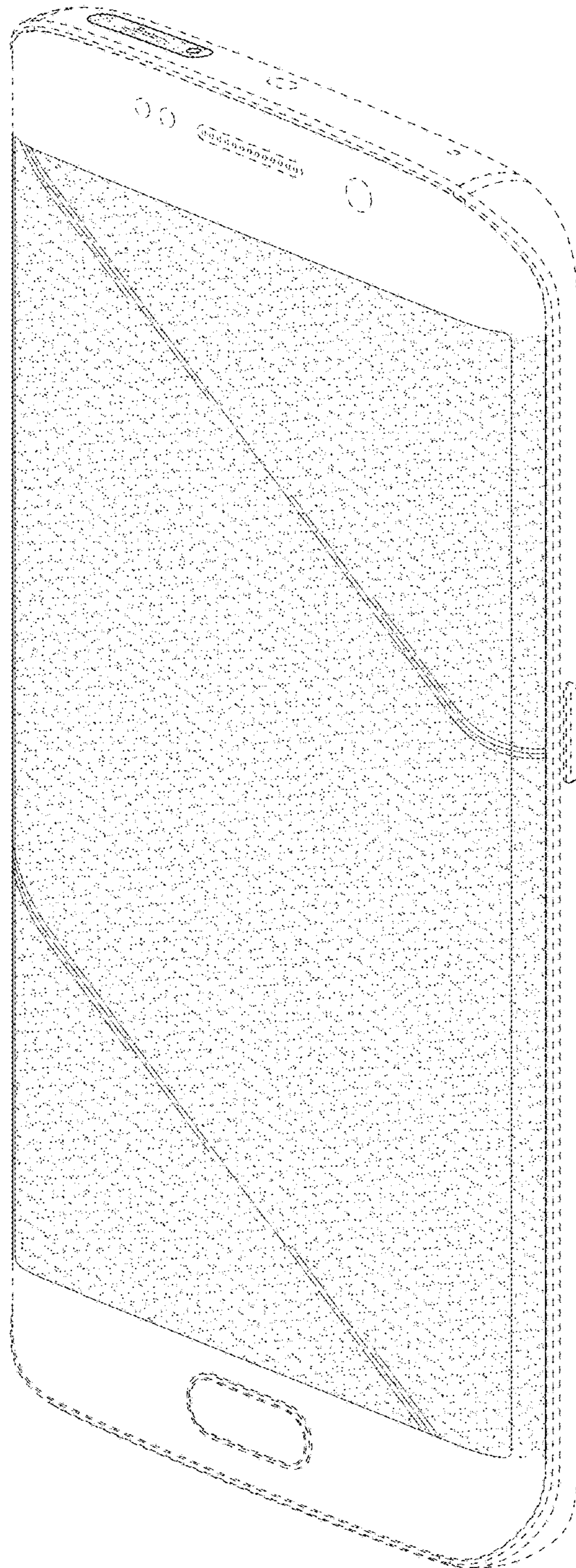




FIG. 9




FIG. 10




FIG. 11




FIG. 12




FIG. 13

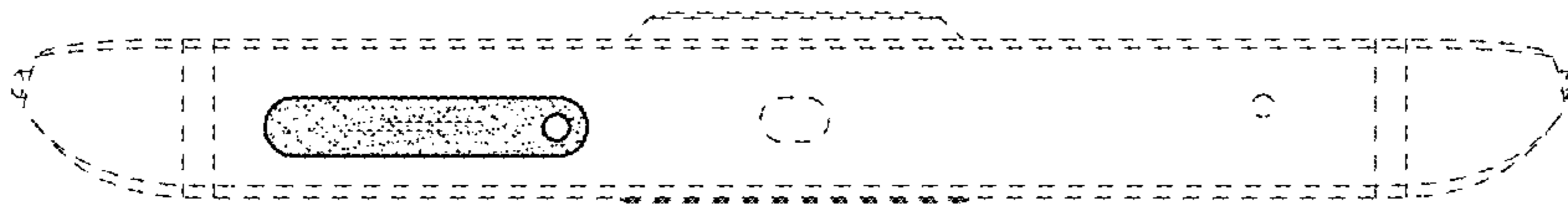


FIG. 14

