

US00D832225S

(12) **United States Design Patent**
Poulheim et al.

(10) **Patent No.:** **US D832,225 S**
(45) **Date of Patent:** **** Oct. 30, 2018**

(54) **WALL MOUNTED BUTTON PANEL**

(71) Applicant: **Crestron Electronics, Inc.**, Rockleigh, NJ (US)

(72) Inventors: **André Poulheim**, Frechen (DE); **Stefan Kenta Hohn**, Cologne (DE); **Evan Ackmann**, Hoboken, NJ (US)

(73) Assignee: **Crestron Electronics, Inc.**, Rockleigh, NJ (US)

(**) Term: **15 Years**

(21) Appl. No.: **29/612,127**

(22) Filed: **Jul. 28, 2017**

Related U.S. Application Data

(62) Division of application No. 29/578,546, filed on Sep. 22, 2016, now Pat. No. Des. 797,683.

(51) **LOC (11) Cl.** **03-03**

(52) **U.S. Cl.**
USPC **D13/162**

(58) **Field of Classification Search**
USPC D13/162, 164, 171, 177
CPC .. H01H 3/12; H01H 9/02; H01H 9/16; H01H 9/18; H01H 9/181; H01H 9/182; H01H 13/04; H01H 13/14; H01H 2009/187; H05B 33/0803; H05B 33/0863; H05B 37/02; H05B 37/0254; H05B 37/0272; H05B 39/02; H05B 39/04; H05B 39/085; H05B 39/086; H05B 39/088
See application file for complete search history.

(56) **References Cited**

U.S. PATENT DOCUMENTS

D204,941 S * 5/1966 Ramsing et al. D13/169
D290,086 S * 6/1987 Fong D26/51

D297,404 S * 8/1988 Yandek D13/164
D351,099 S * 10/1994 Flasz D8/353
5,999,083 A * 12/1999 Kordecki H01C 10/103
338/113
6,380,696 B1 * 4/2002 Sembhi H05B 37/029
315/294
6,943,297 B2 * 9/2005 Capella H01R 13/4534
174/66
D518,794 S * 4/2006 Hedderich D13/162
D519,939 S * 5/2006 Hedderich D13/162
D649,123 S * 11/2011 Jacoby D13/164
D649,520 S * 11/2011 Jacoby D13/164
8,242,364 B1 * 8/2012 Shotey H02G 3/14
174/57
D669,866 S * 10/2012 Gilbert D10/49
D673,510 S * 1/2013 Felegy, Jr. D13/164

(Continued)

Primary Examiner — Selina Sikder

(74) *Attorney, Agent, or Firm* — Crestron Electronics, Inc


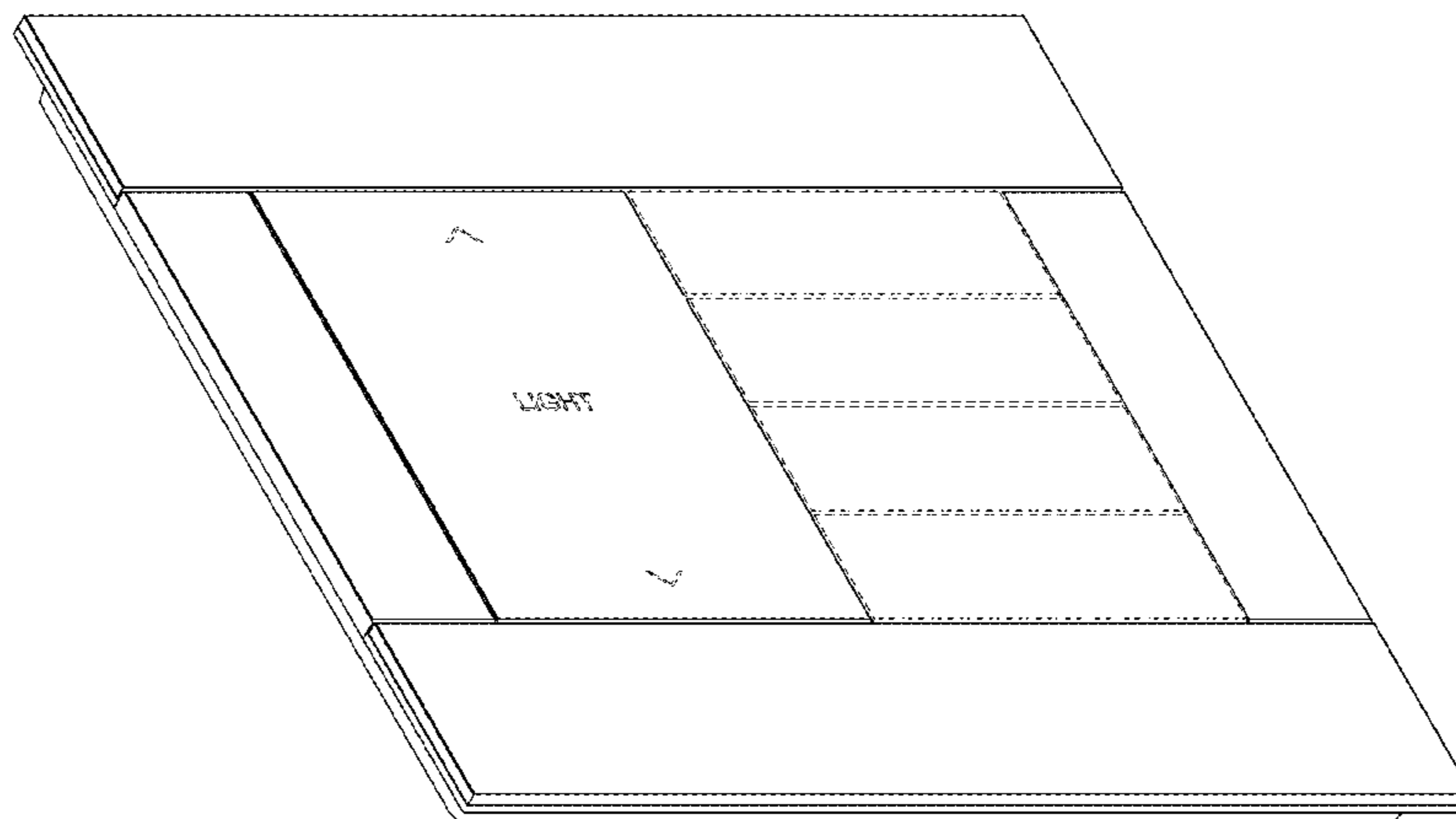
(57) **CLAIM**

The ornamental design for a wall mounted button panel, as shown and described.

DESCRIPTION

FIG. 1 shows a front perspective view of a wall mounted button panel.
FIG. 2 shows a front elevation view of the wall mounted button panel.
FIG. 3 shows a left side view of the wall mounted button panel.
FIG. 4 shows a right side view of the wall mounted button panel.
FIG. 5 shows a top view of the wall mounted button panel; and,
FIG. 6 shows a bottom view of the wall mounted button panel.
The broken lines in the figures depict portions of the wall mounted button panel that form no part of the claimed design.

1 Claim, 4 Drawing Sheets



(56)

References Cited

U.S. PATENT DOCUMENTS

8,350,154	B1 *	1/2013	Shotey	H02G 3/14 174/57
D706,731	S *	6/2014	Altonen	D13/177
D706,732	S *	6/2014	Altonen	D13/177
D714,234	S *	9/2014	Altonen	D13/177
D714,736	S *	10/2014	O'Donnell	D13/164
D717,742	S *	11/2014	Larkin	D13/162
D720,306	S *	12/2014	Altonen	D13/177
D733,073	S *	6/2015	Larkin	D13/164
D733,076	S *	6/2015	Jacoby	D13/164
D734,277	S *	7/2015	Jacoby	D13/164
D737,154	S *	8/2015	Jacoby	D10/50
D767,513	S *	9/2016	Jacoby	D13/164
D768,582	S *	10/2016	Jacoby	D13/164
D769,829	S *	10/2016	Jacoby	D13/164
D772,177	S *	11/2016	Hickok	D13/177
D792,358	S *	7/2017	Poulheim	D13/164
D797,545	S *	9/2017	Poulheim	D13/156
D797,683	S *	9/2017	Poulheim	D13/162
D797,684	S *	9/2017	Poulheim	D13/164
D797,685	S *	9/2017	Mosolygo	D13/164
D800,669	S *	10/2017	Poulheim	D13/162
D800,671	S *	10/2017	Poulheim	D13/164
D800,672	S *	10/2017	Poulheim	D13/164
D813,177	S *	3/2018	Poulheim	D13/164
2016/0069537	A1 *	3/2016	Dimberg	G09G 3/20 362/23.04

* cited by examiner

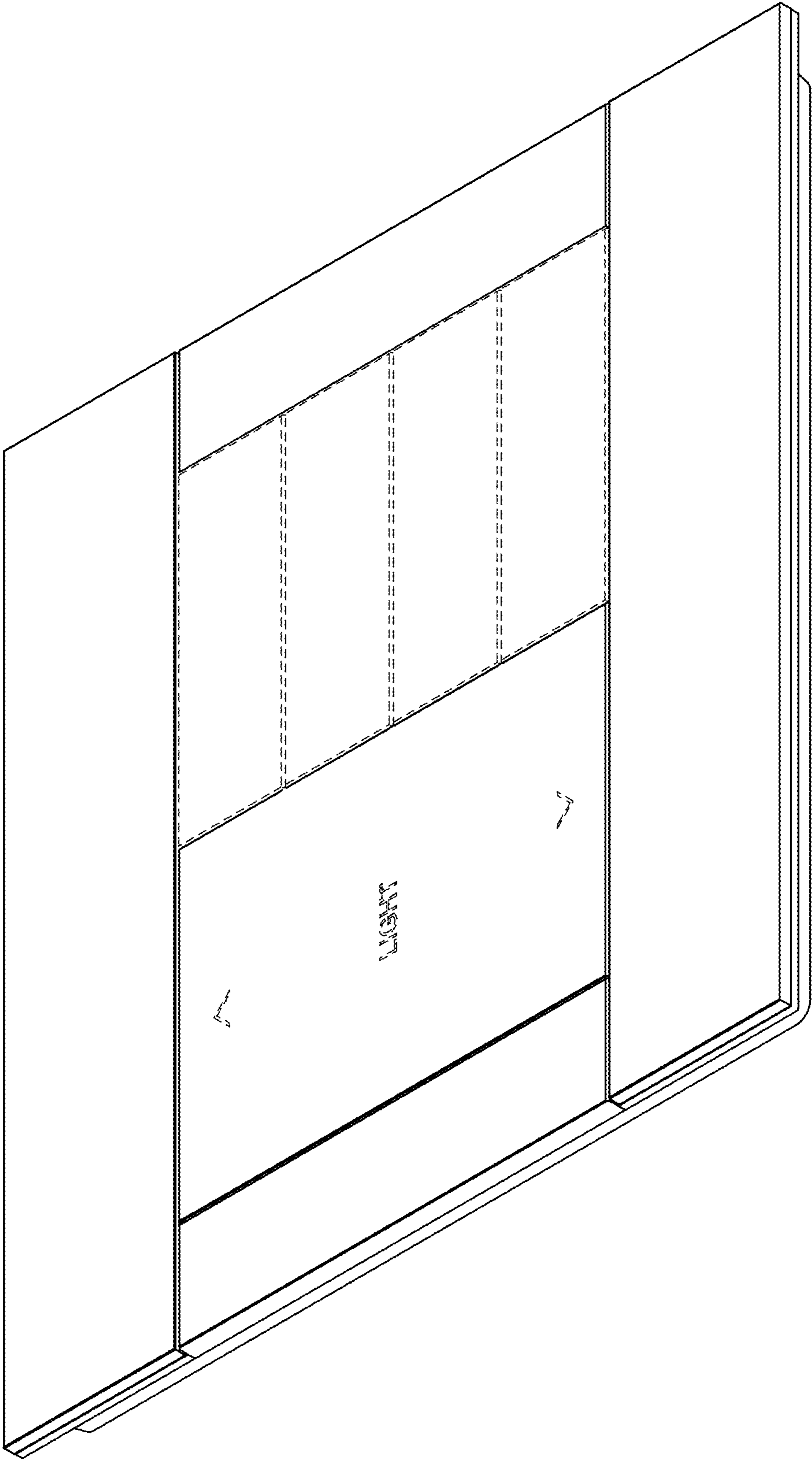


FIG. 1

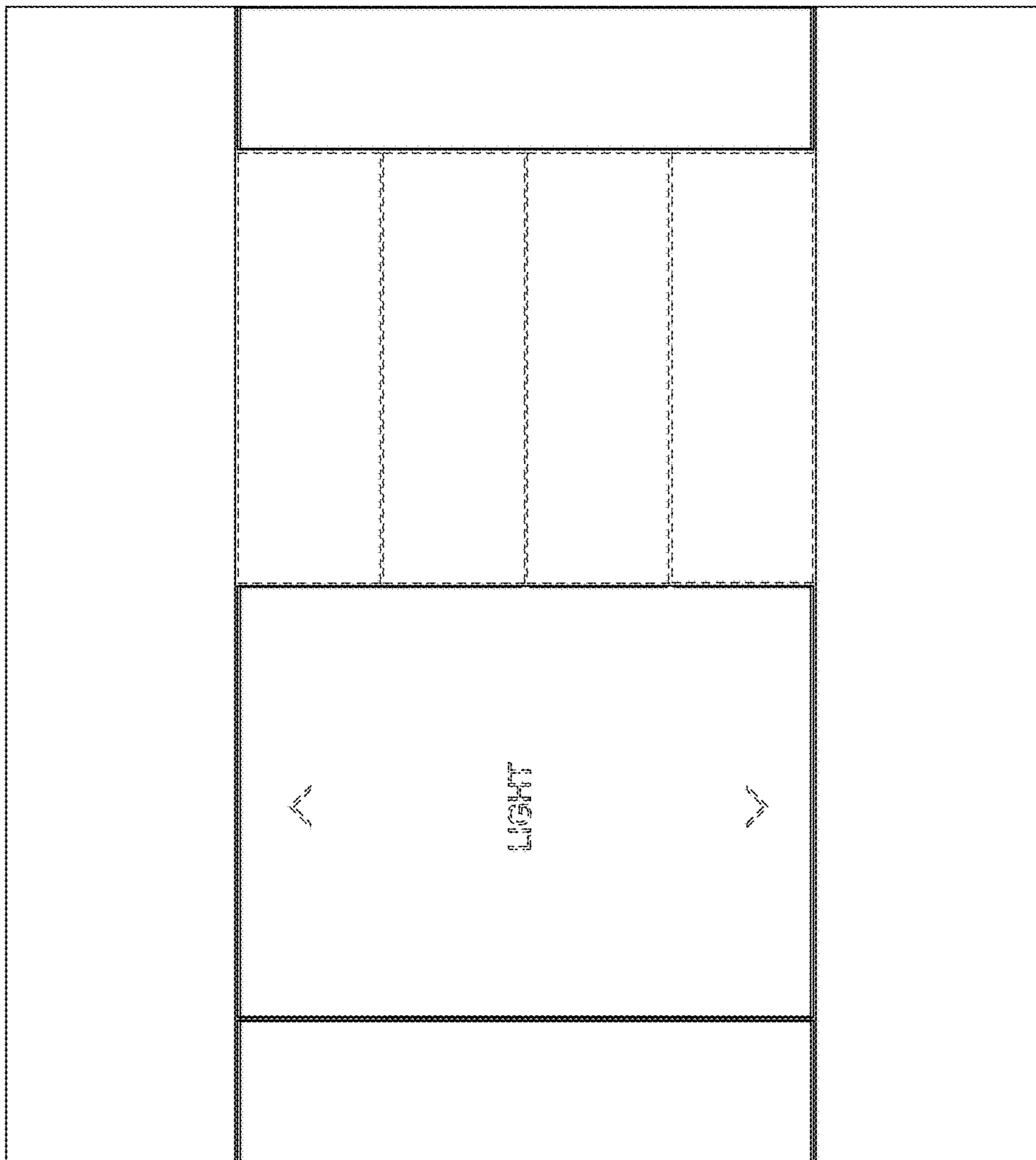


FIG. 2



FIG. 4

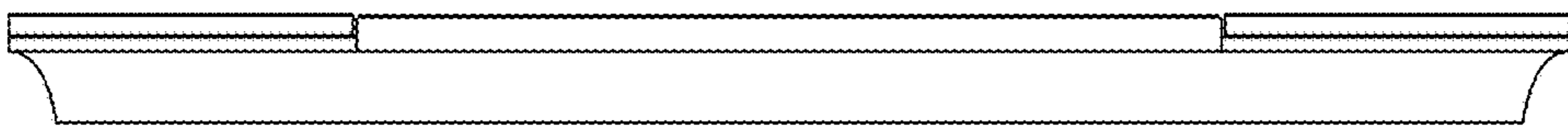


FIG. 3




FIG. 5



FIG. 6