



US00D832198S

(12) **United States Design Patent** (10) **Patent No.:** **US D832,198 S**  
**Schultz et al.** (45) **Date of Patent:** **\*\* Oct. 30, 2018**

(54) **TIRE**  
(71) Applicant: **Bridgestone Americas Tire Operations, LLC**, Nashville, TN (US)  
(72) Inventors: **David E. Schultz**, Stow, OH (US);  
**Omar R. Cuata**, Uniontown, OH (US)  
(73) Assignee: **Bridgestone Americas Tire Operations, LLC**, Nashville, TN (US)

D738,293 S 9/2015 Cothran et al.  
D738,294 S 9/2015 Koog  
D738,813 S 9/2015 Wang  
D738,814 S 9/2015 Otani  
D738,815 S \* 9/2015 Dixon ..... D12/594  
D741,790 S \* 10/2015 Parr ..... D12/594  
D743,327 S 11/2015 Schimmoeller  
D755,117 S 5/2016 Sareen  
D761,192 S 7/2016 Dixon et al.  
D765,583 S \* 9/2016 Wang ..... D12/579  
D769,803 S \* 10/2016 Oraison ..... D12/600  
(Continued)

(\*\*) Term: **15 Years**

**OTHER PUBLICATIONS**

(21) Appl. No.: **29/604,357**  
(22) Filed: **May 17, 2017**  
(51) **LOC (11) Cl.** ..... **12-15**  
(52) **U.S. Cl.**  
USPC ..... **D12/594**  
(58) **Field of Classification Search**  
USPC ..... D12/594, 595, 600, 601  
CPC ..... B60C 11/0306; B60C 11/04  
See application file for complete search history.

“Firestone FD 690 Plus” from Tire Guides, Inc., 2012 Tread Design Guide, 2012, p. 99, vol. 47, Bennett Garfield, Boca Raton, Florida, USA.

(Continued)

*Primary Examiner* — Robert M. Spear

(57) **CLAIM**

The ornamental design for a tire, as shown and described.

**DESCRIPTION**

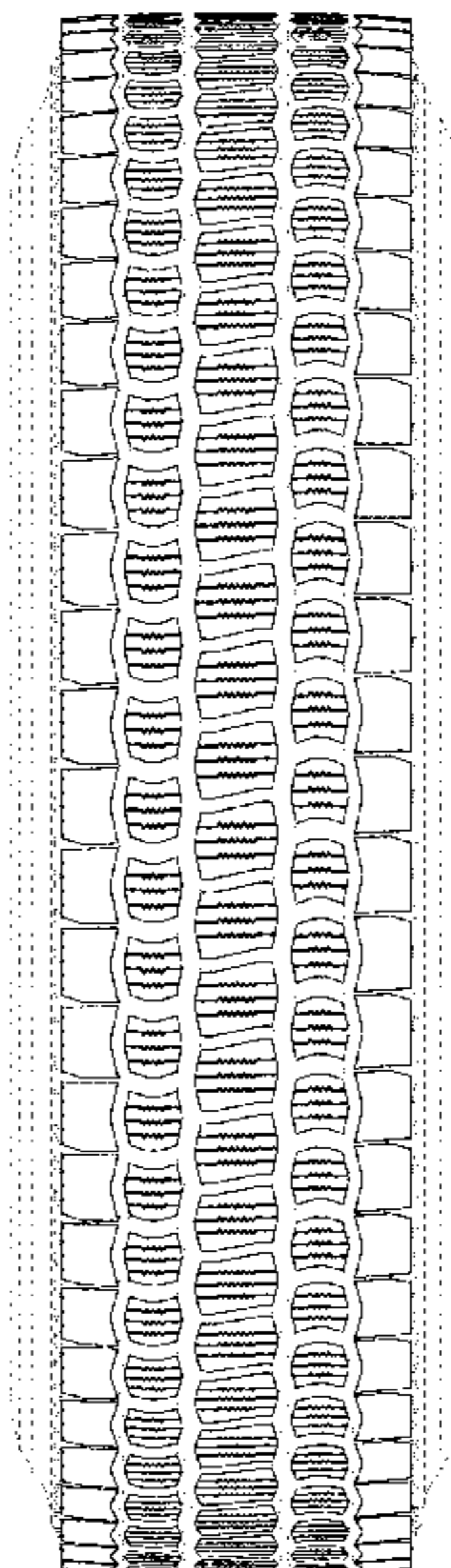
FIG. 1 is a side perspective view of an embodiment of a tire showing our new design, it being understood that the tread pattern is repeated throughout the circumference of the tire, the opposite side being the same as that shown; FIG. 2 is a front elevational view thereof; FIG. 3 is an enlarged fragmentary front elevational view of FIG. 2; and, FIG. 4 is a side elevational view of the side thereof, the opposite side being the same as that shown. In the drawings, the surfaces with solid lines comprise the claim. The broken lines defining the sidewall, inner bead, groove walls and groove bottoms depict environmental subject matter that forms no part of the claimed design.

(56) **References Cited**

**U.S. PATENT DOCUMENTS**

D614,566 S \* 4/2010 Davidson, Jr. .... D12/600  
D617,728 S 6/2010 de Benedittis et al.  
D619,082 S 7/2010 de Benedittis et al.  
D626,501 S 11/2010 Cazin-Bourguignon et al.  
D647,040 S 10/2011 Mathonet et al.  
D647,468 S \* 10/2011 Weaver ..... D12/588  
D686,145 S \* 7/2013 Godin ..... D12/600  
D710,294 S 8/2014 Dixon et al.  
D712,819 S 9/2014 Yamakawa et al.  
D715,217 S 10/2014 Dixon et al.  
D719,907 S 12/2014 Ohara  
D728,462 S 5/2015 Mathonet et al.  
D730,273 S 5/2015 Schimmoeller  
D735,650 S \* 8/2015 Bachtel ..... D12/580  
D736,695 S 8/2015 Dixon et al.

**1 Claim, 4 Drawing Sheets**



(56)

**References Cited**

U.S. PATENT DOCUMENTS

D781,781 S     3/2017 Schimmoeller, Jr.  
D807,283 S \*  1/2018 Oji ..... D12/594  
D813,797 S \*  3/2018 Dixon ..... D12/588

OTHER PUBLICATIONS

U.S. Appl. No. 29/579,121, filed Sep. 28, 2016.  
U.S. Appl. No. 29/599,733, filed Apr. 6, 2017.

\* cited by examiner

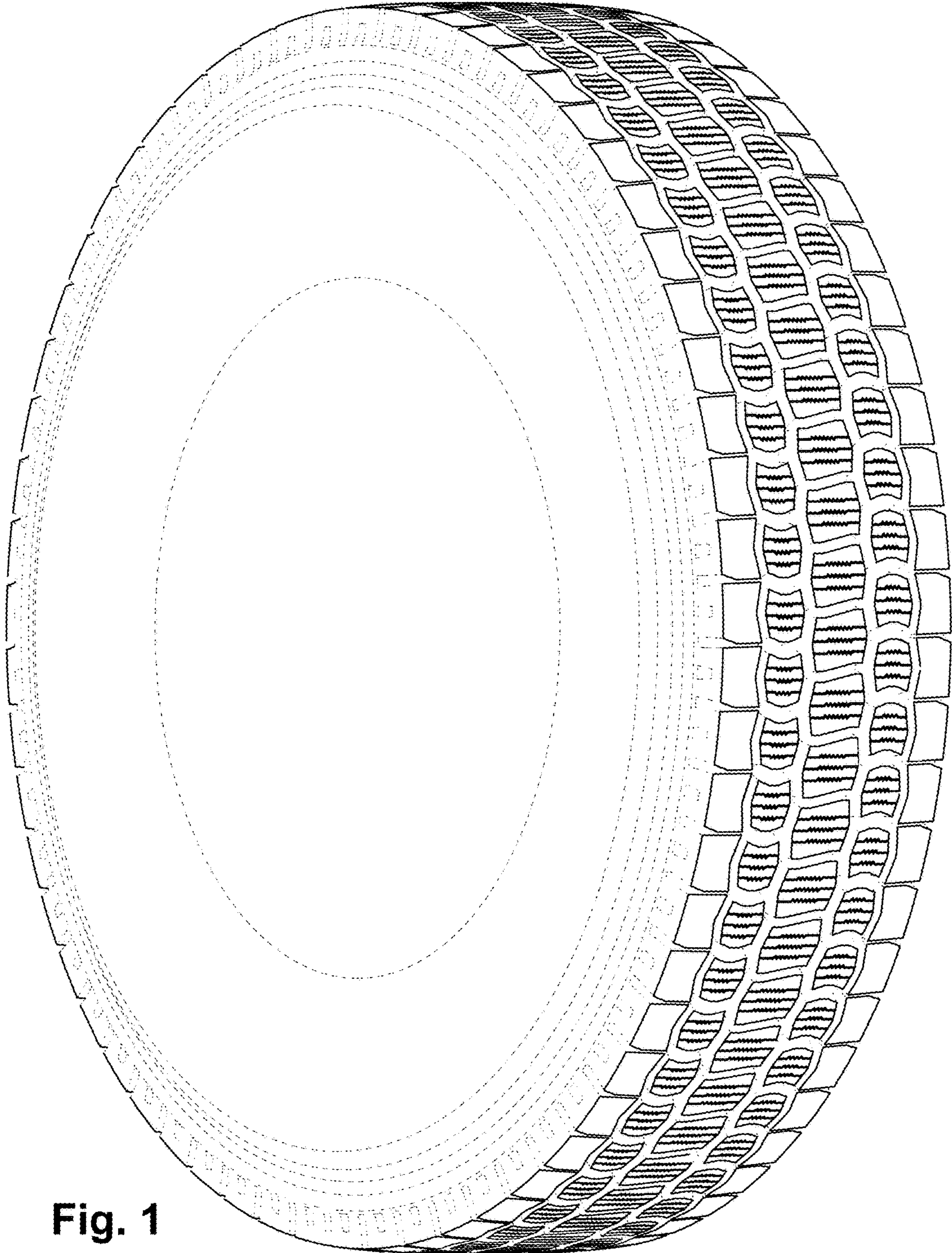


Fig. 1

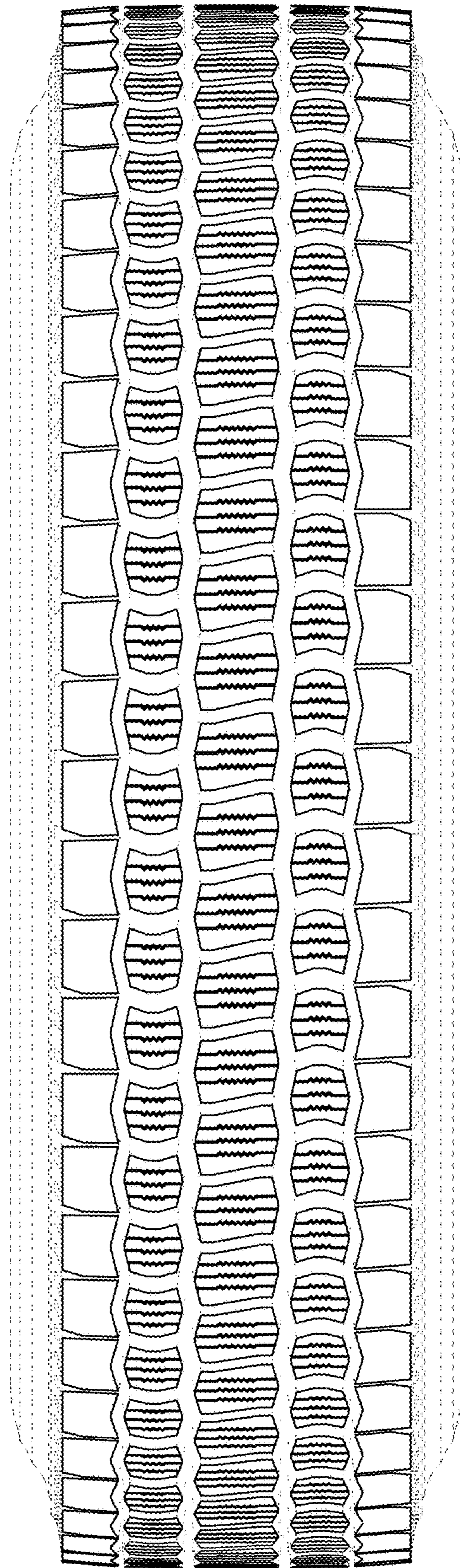


Fig. 2

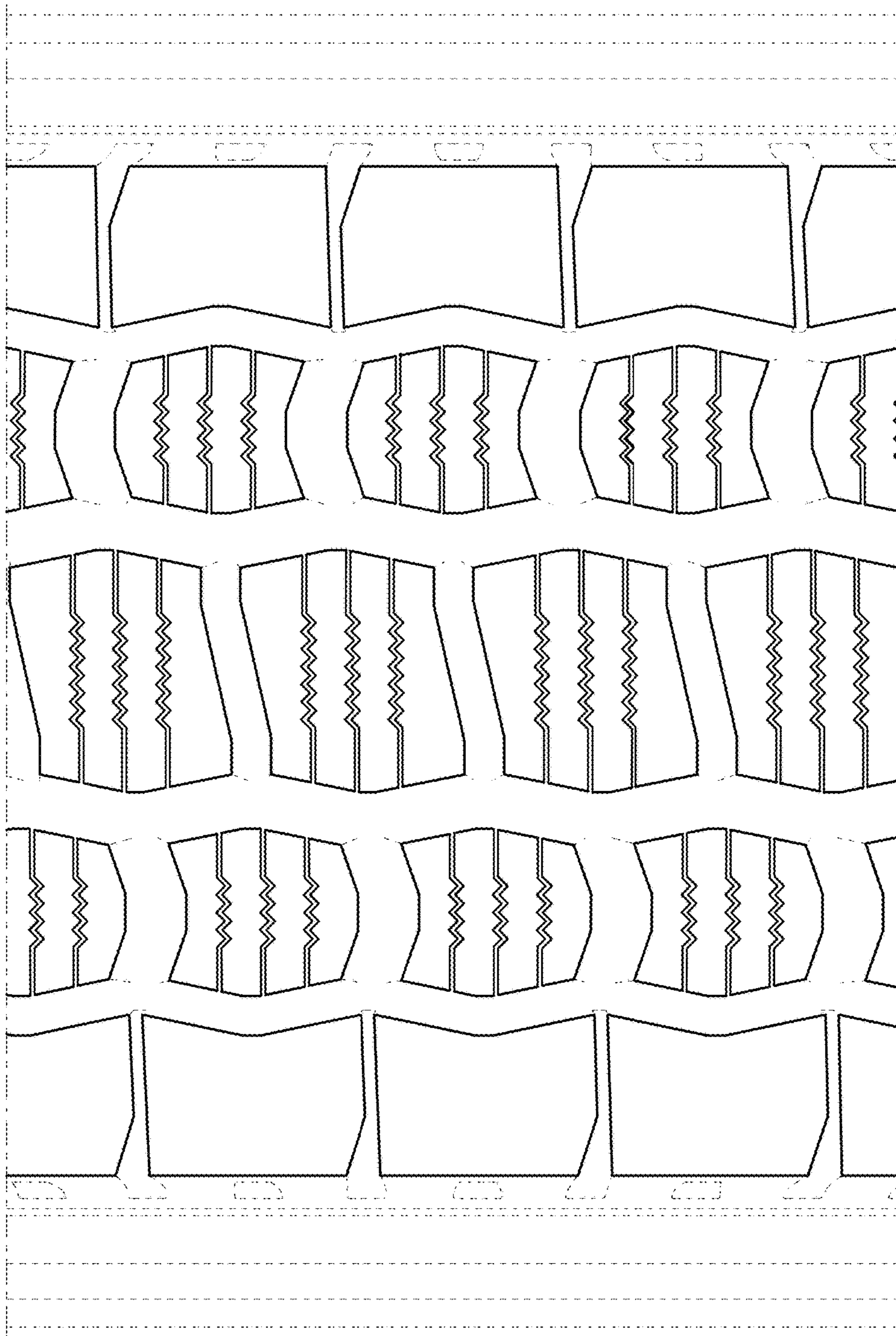
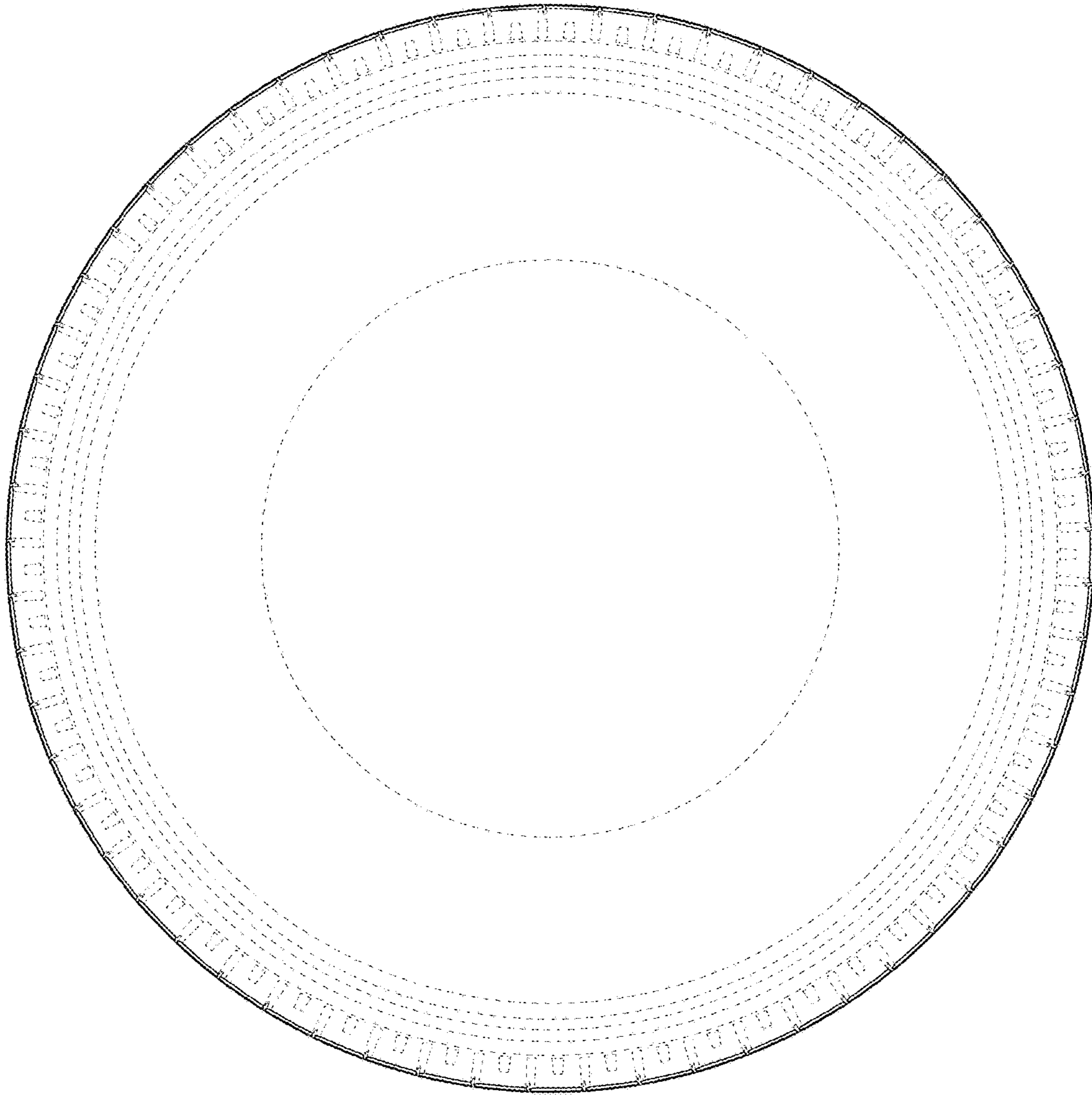


Fig. 3



**Fig. 4**