



US00D832197S

(12) **United States Design Patent**
Guo

(10) **Patent No.:** **US D832,197 S**

(45) **Date of Patent:** **** Oct. 30, 2018**

(54) **TIRE**

(71) Applicant: **Shouguang Firemax Tyre Co., Ltd.**,
Weifang (CN)

(72) Inventor: **Naiming Guo**, Zibo (CN)

(73) Assignee: **Shouguang Firemax Tyre Co., Ltd.**,
Weifang (CN)

(**) Term: **15 Years**

(21) Appl. No.: **29/601,248**

(22) Filed: **Apr. 20, 2017**

(51) **LOC (11) Cl.** **12-15**

(52) **U.S. Cl.**
USPC **D12/579**

(58) **Field of Classification Search**
USPC D12/544, 579, 580, 599, 605
CPC B60C 11/0311
See application file for complete search history.

(56) **References Cited**

U.S. PATENT DOCUMENTS

D580,347 S * 11/2008 Lo D12/579
D630,999 S * 1/2011 Osaka D12/600

D711,814 S * 8/2014 Ohara D12/579
D737,197 S * 8/2015 Wang D12/579
D744,412 S * 12/2015 Schimmoeller D12/599
D756,898 S * 5/2016 Kristen D12/579
D780,098 S * 2/2017 Sareen D12/579
D791,687 S * 7/2017 Sueyoshi D12/579
D797,037 S * 9/2017 Lo D12/579
D806,640 S * 1/2018 Petr D12/602
D811,320 S * 2/2018 Kuwahara D12/602

* cited by examiner

Primary Examiner — Robert M. Spear

(74) *Attorney, Agent, or Firm* — Maier & Maier, PLLC

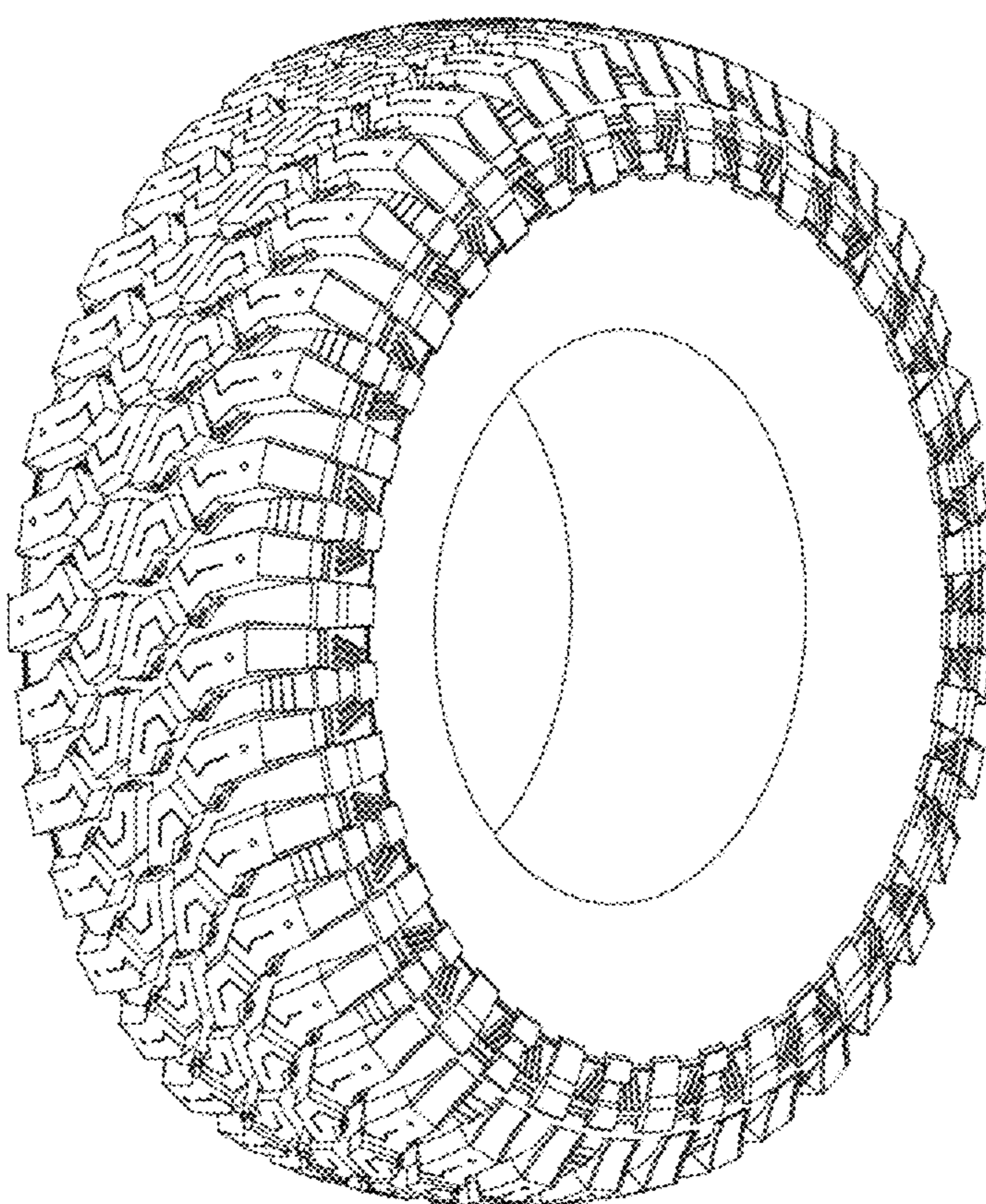
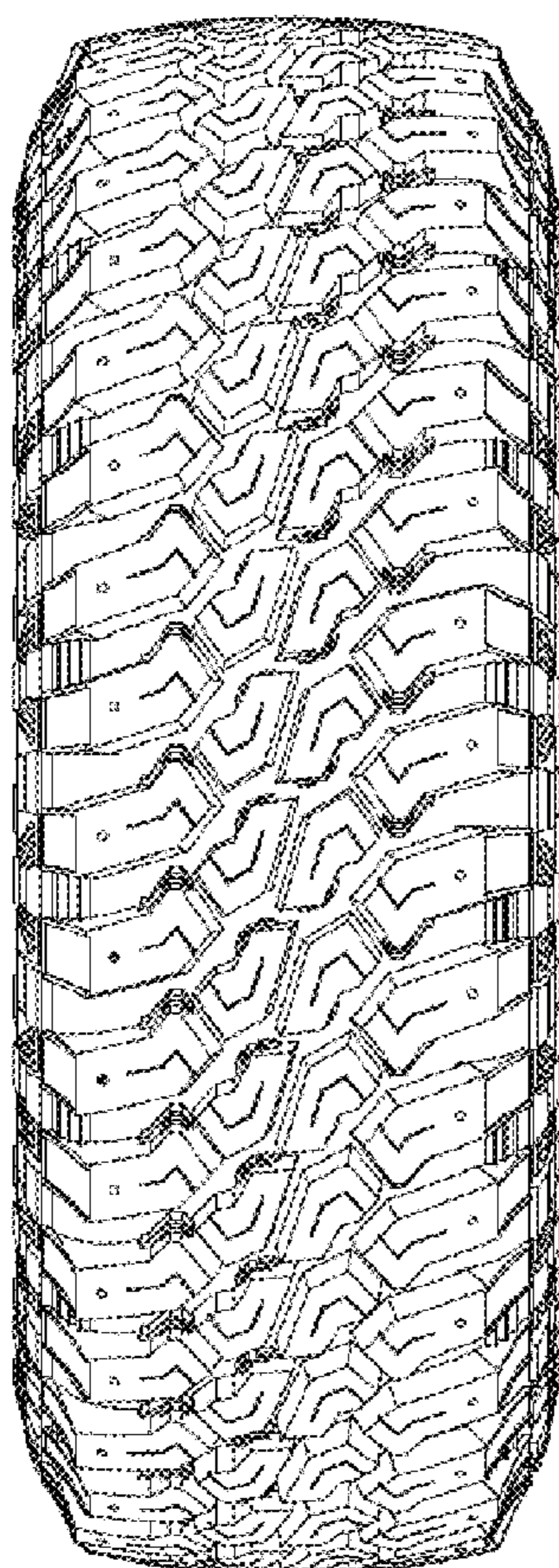
(57) **CLAIM**

The ornamental design for a tire, as shown and described.

DESCRIPTION

FIG. 1 is a front view of a tire showing my new design, for which the rear, top, bottom view are the same;
FIG. 2 is a left side view thereof, for which the right side view is the same; and,
FIG. 3 is a perspective view thereof.

1 Claim, 3 Drawing Sheets



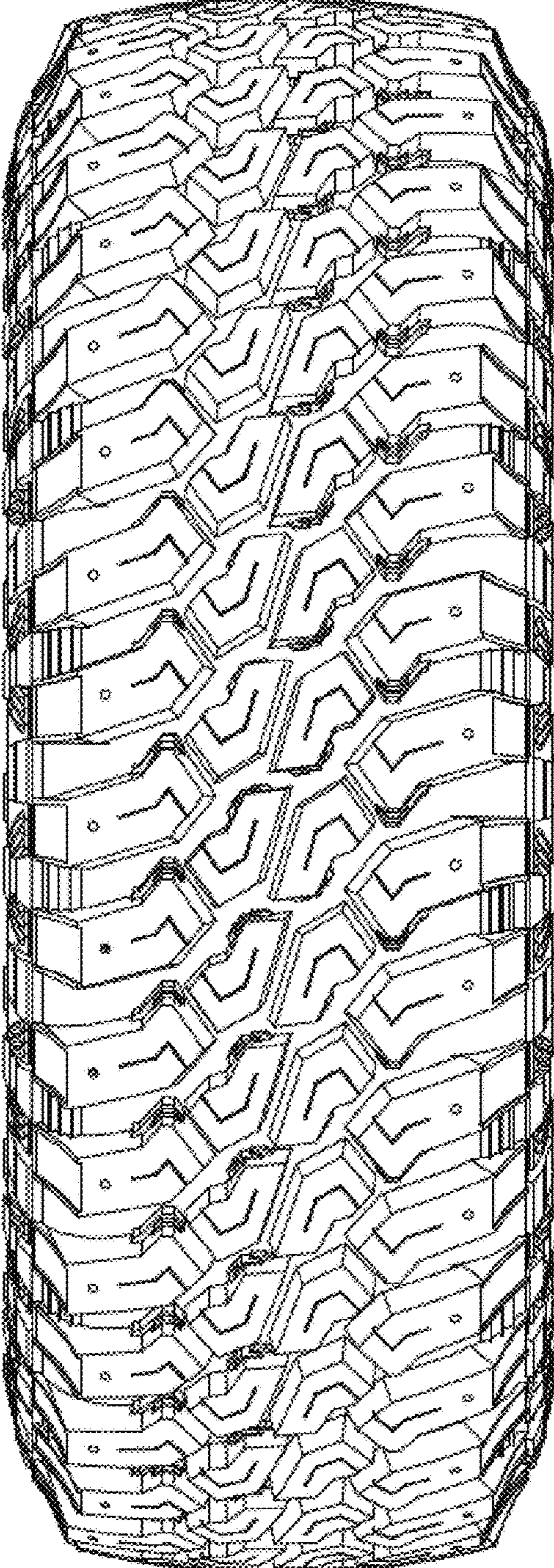


Fig. 1

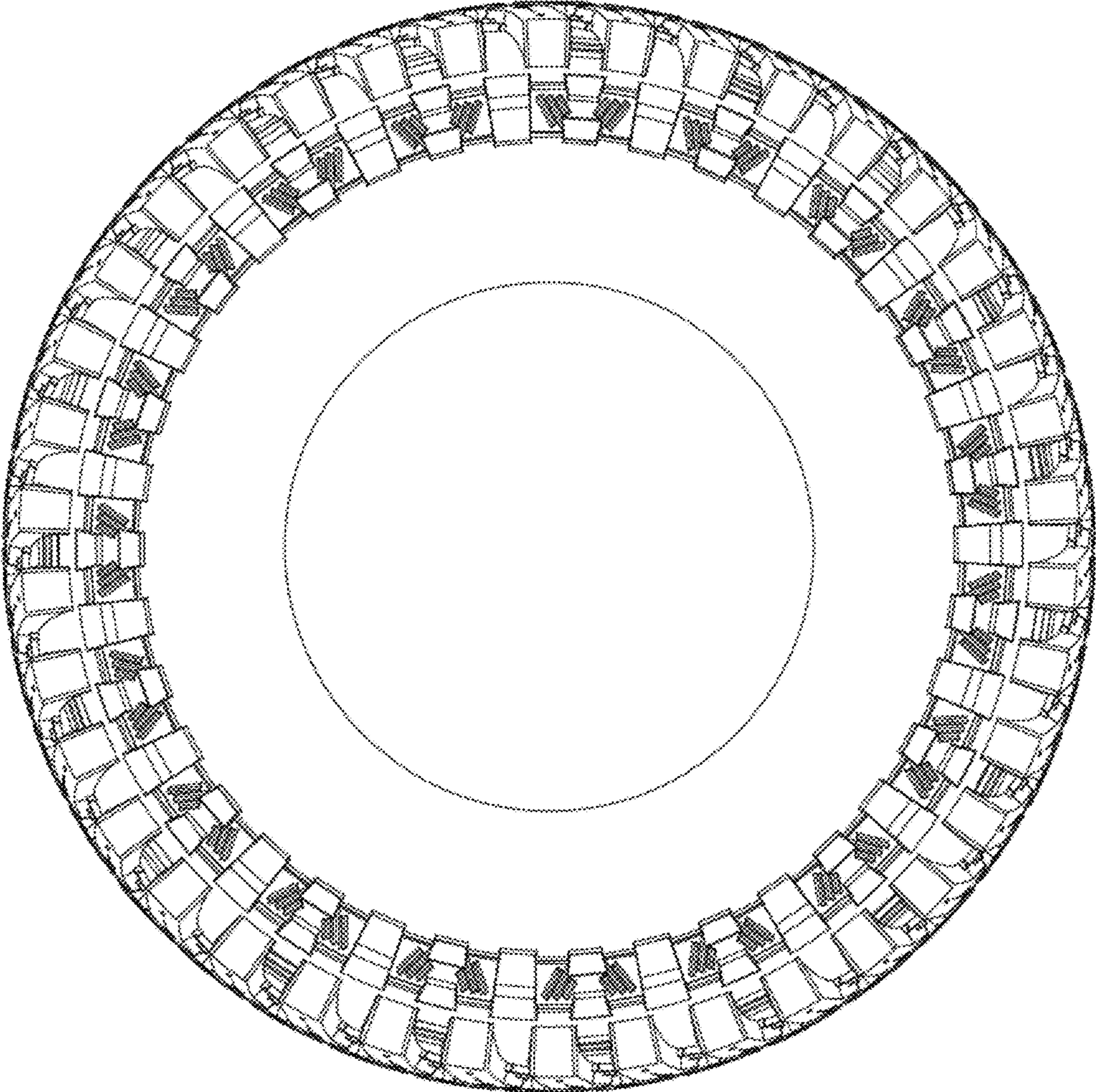


Fig. 2

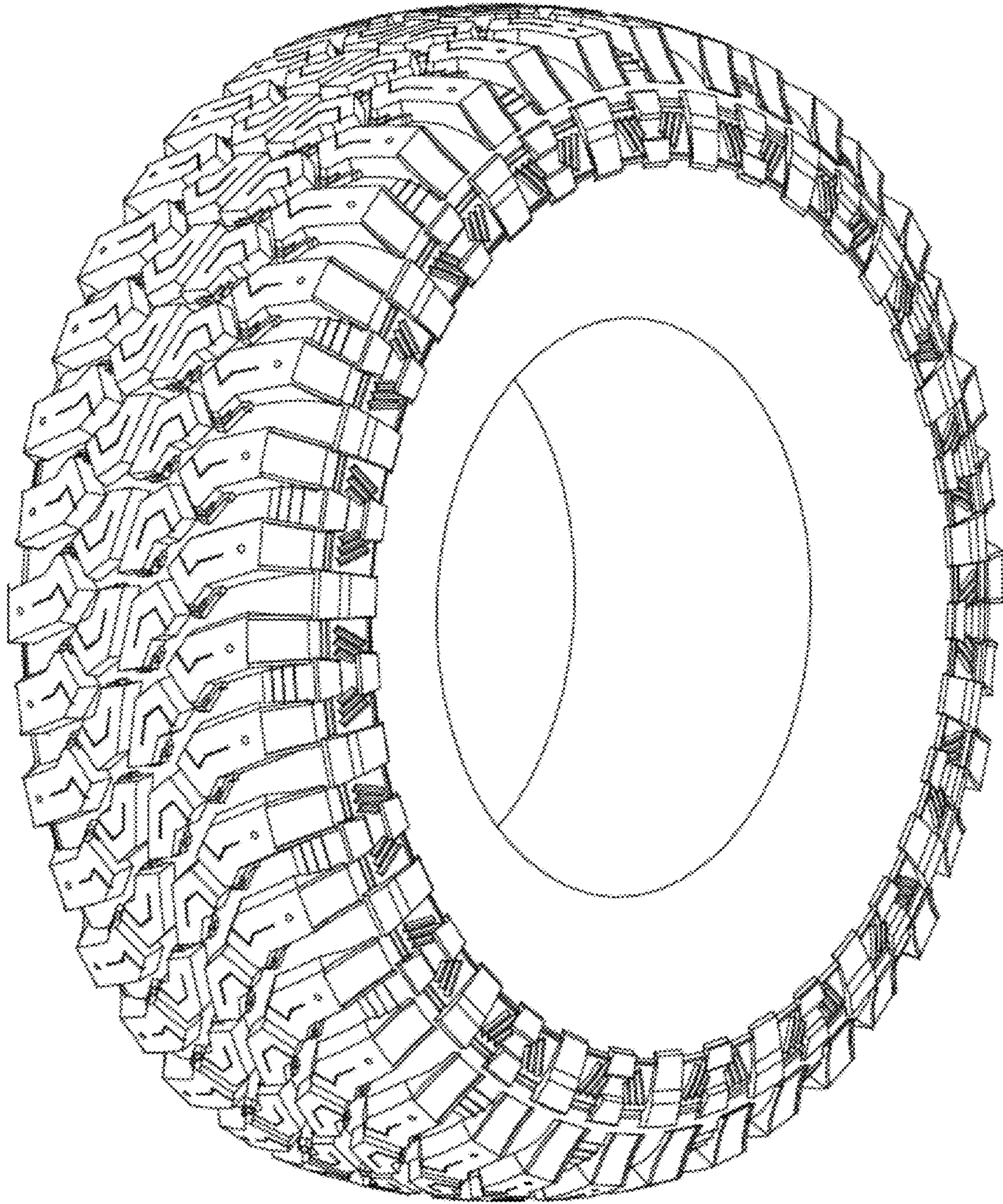


Fig. 3