



US00D832194S

(12) **United States Design Patent**
de Briey-Terlinden et al.

(10) **Patent No.:** **US D832,194 S**

(45) **Date of Patent:** **** Oct. 30, 2018**

(54) **TIRE**

(71) Applicant: **The Goodyear Tire & Rubber Company**, Akron, OH (US)

(72) Inventors: **Pascale de Briey-Terlinden**, Attert (BE); **Stephane Jose Geelen**, Redange sur Attert (LU); **Jerome Marcel Germain Delu**, Bridel (LU)

(73) Assignee: **The Goodyear Tire & Rubber Company**, Akron, OH (US)

(**) Term: **15 Years**

(21) Appl. No.: **29/608,877**

(22) Filed: **Jun. 27, 2017**

(51) **LOC (11) Cl.** **12-15**

(52) **U.S. Cl.**
USPC **D12/564**

(58) **Field of Classification Search**
USPC D12/563, 564, 565, 566, 567
CPC B60C 11/0302; B60C 2011/0313
See application file for complete search history.

(56) **References Cited**

U.S. PATENT DOCUMENTS

D361,966 S	9/1995	Graas et al.	D12/146
D362,420 S	9/1995	Heinen et al.	D12/147
D379,449 S	5/1997	Graas et al.	D12/151
D379,787 S	6/1997	Maxwell et al.	D12/147
D429,194 S	8/2000	Heinen et al.	D12/147
D429,478 S	8/2000	Heinen et al.	D12/147
D441,328 S	5/2001	Heinen et al.	D12/146
D450,032 S	11/2001	Heinen	D12/550
D451,068 S	11/2001	Heinen et al.	D12/547
D452,198 S	12/2001	Heinen et al.	D12/146
D455,116 S	4/2002	Graas et al.	D12/553
D504,106 S	4/2005	de Briey-Terlinden et al.	D12/549
D504,387 S	4/2005	Welbes et al.	D12/549

D504,866 S	5/2005	Collette et al.	D12/553
D505,112 S	5/2005	Heinen et al.	D12/567
D533,131 S	12/2006	Fontaine et al.	D12/588
D548,677 S	8/2007	Welbes et al.	D12/553
D548,679 S	8/2007	de Briey-Terlinden	D12/553
D556,670 S	12/2007	Fontaine et al.	D12/553
D579,861 S	11/2008	Haas et al.	D12/553

(Continued)

Primary Examiner — Robert M. Spear

(74) *Attorney, Agent, or Firm* — Robert N. Lipsik

(57) **CLAIM**

The ornamental design for a tire, as shown and described.

DESCRIPTION

FIG. 1 is a perspective view of a tire showing our new design, it being understood that the pattern repeats uniformly throughout the circumference of the tread;

FIG. 2 is a front elevational view thereof;

FIG. 3 is a right side elevational view thereof; the left side elevational view being a mirror image thereof;

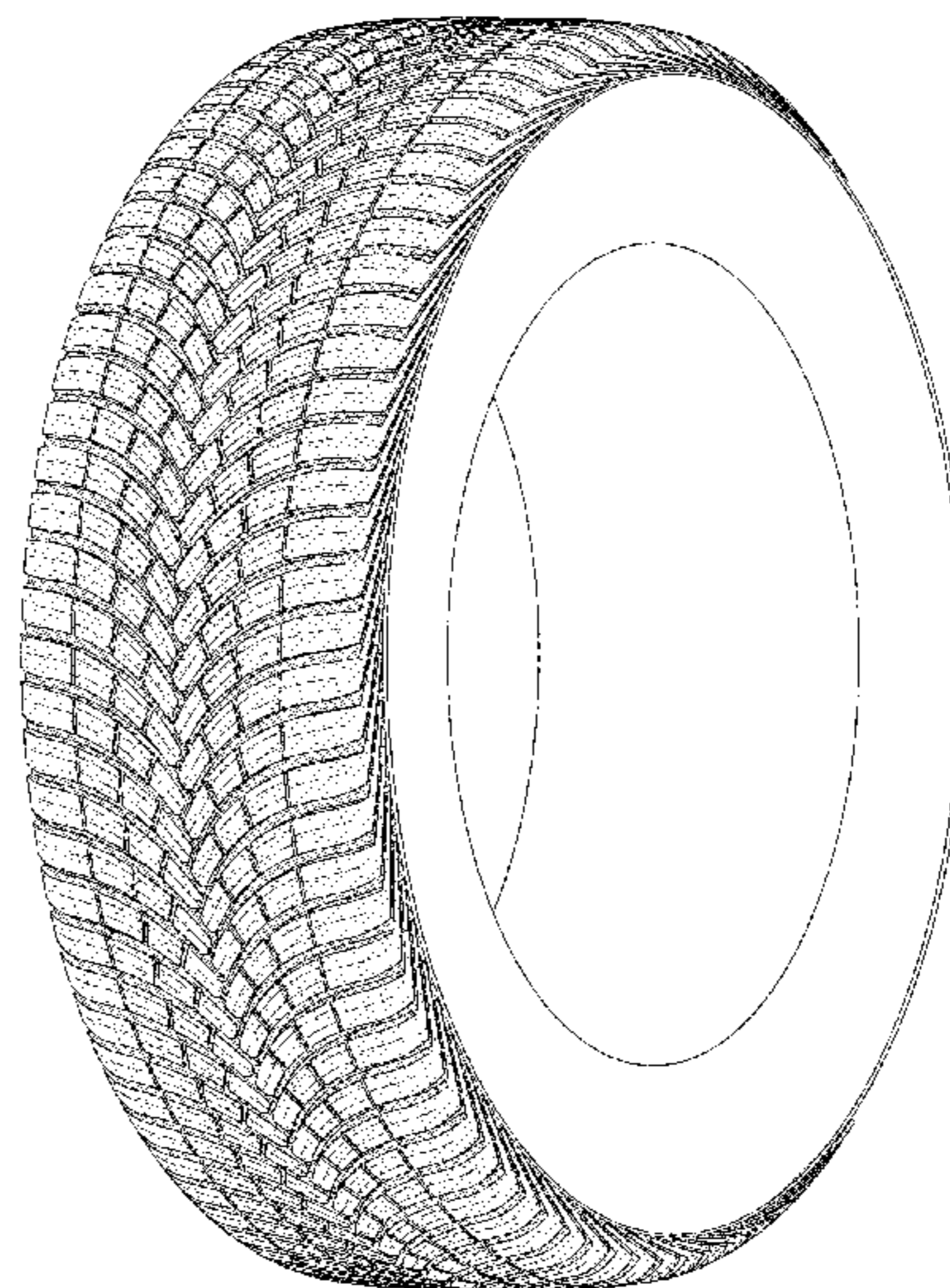
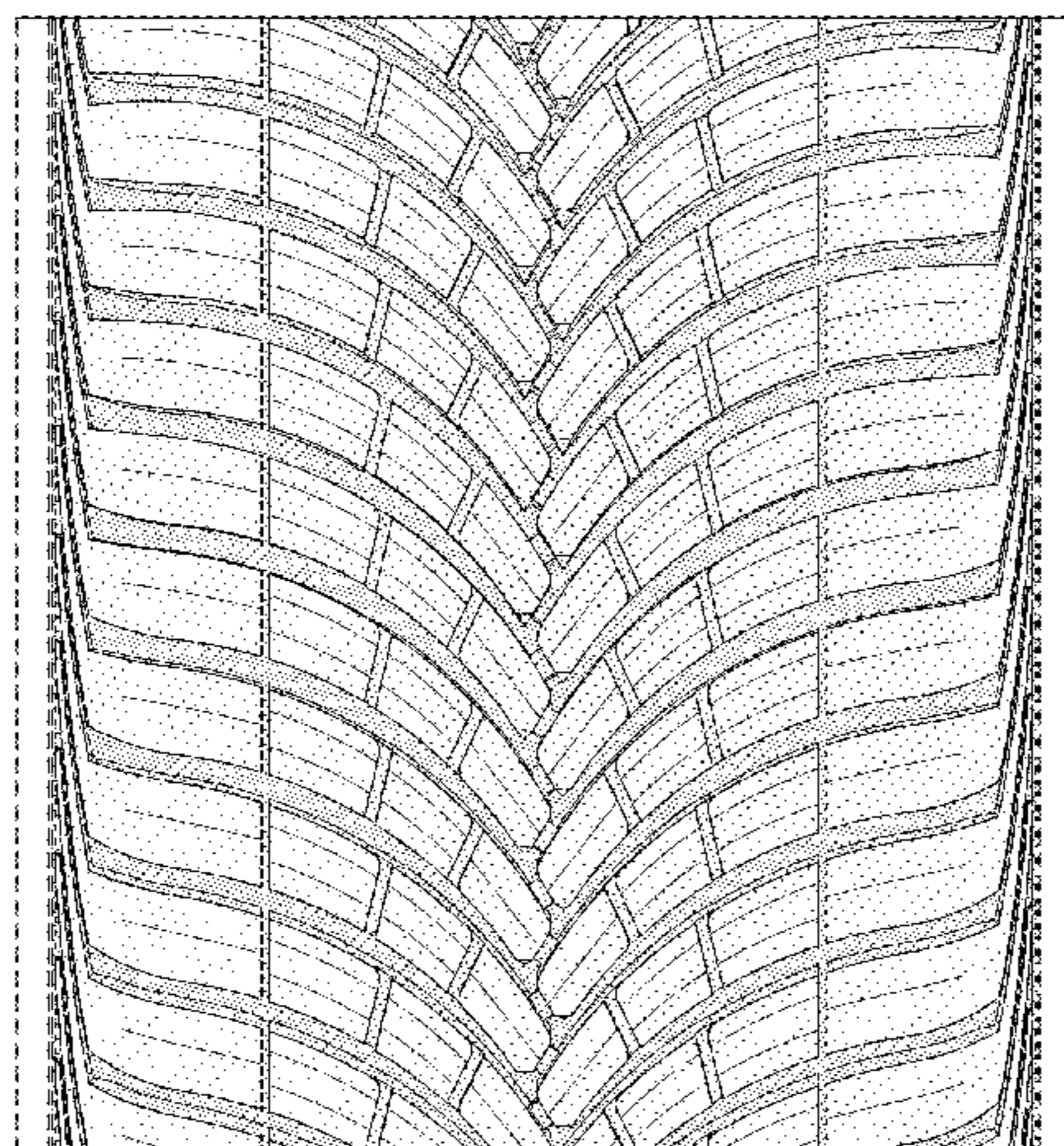
FIG. 4 is an enlarged fragmentary front elevational view thereof;

FIG. 5 is a perspective view of a second embodiment of a tire showing our new design, it being understood that the interior of the tire forms no part of the claim, that the pattern repeats uniformly throughout the circumference of the tread and that the opposite side view is a mirror image thereof; and,

FIG. 6 is a front elevational view of a second embodiment, it being understood that an enlarged fragmentary view thereof would be substantially identical to that shown in FIG. 4, with the exception of the inclusion of the sidewall in the claim.

In the drawings, the broken lines immediately adjacent to the outer edges of the tire shoulder represent boundaries of the claim, and the broken lines depict environmental subject matter only and form no part of the claimed design.

1 Claim, 6 Drawing Sheets



(56)

References Cited

U.S. PATENT DOCUMENTS

D589,874 S	4/2009	Fontaine et al.	D12/564	D718,224 S *	11/2014	Guichon	D12/563
D591,221 S *	4/2009	Fontaine	D12/563	D720,685 S	1/2015	Fontaine et al.	D12/565
D592,588 S	5/2009	Heinen et al.	D12/564	D721,639 S	1/2015	Caron et al.	D12/565
D595,639 S	7/2009	de Briey-Terlinden	D12/553	D722,554 S	2/2015	Knispel et al.	D12/564
D595,640 S	7/2009	de Briey-Terlinden	D12/564	D722,555 S	2/2015	Knispel et al.	D12/564
D597,475 S	8/2009	Heinen et al.	D12/553	D723,453 S	3/2015	Knispel et al.	D12/563
D597,476 S	8/2009	de Briey-Terlinden	D12/553	D733,639 S	7/2015	Fontaine et al.	D12/563
D601,946 S	10/2009	Fontaine et al.	D12/553	D746,218 S	12/2015	Raatikainen et al.	D12/545
D610,964 S	3/2010	Dixon et al.	D12/552	D754,058 S	4/2016	Caron et al.	D12/563
D622,657 S	8/2010	Leocadio et al.	D12/553	D756,293 S *	5/2016	Mathonet	D12/566
D640,184 S	6/2011	de Briey-Terlinden	D12/553	D756,896 S	5/2016	Leconte et al.	D12/564
D640,966 S	7/2011	Fontaine et al.	D12/563	D773,978 S *	12/2016	Higashiura	D12/563
D641,305 S	7/2011	de Briey-Terlinden	D12/547	D777,091 S	1/2017	de Briey-Terlinden et al.	D12/563
D662,453 S	6/2012	Takei	D12/552	D780,672 S *	3/2017	Yoon	D12/563
D662,454 S	6/2012	Fontaine et al.	D12/553	D786,181 S	5/2017	Caron et al.	D12/564
D670,235 S	11/2012	de Briey-Terlinden	D12/567	D810,668 S *	2/2018	Cavro	D12/563
D684,922 S *	6/2013	Scheuren	D12/564	D812,548 S *	3/2018	Raatikainen	D12/564
D702,625 S	4/2014	Leconte et al.	D12/564	D816,591 S *	5/2018	Kossi	D12/563
D702,626 S	4/2014	de Briey-Terlinden	D12/567	9,969,223 B2 *	5/2018	Higashiura	B60C 11/0327
				D819,551 S *	6/2018	Uchida	D12/563

* cited by examiner

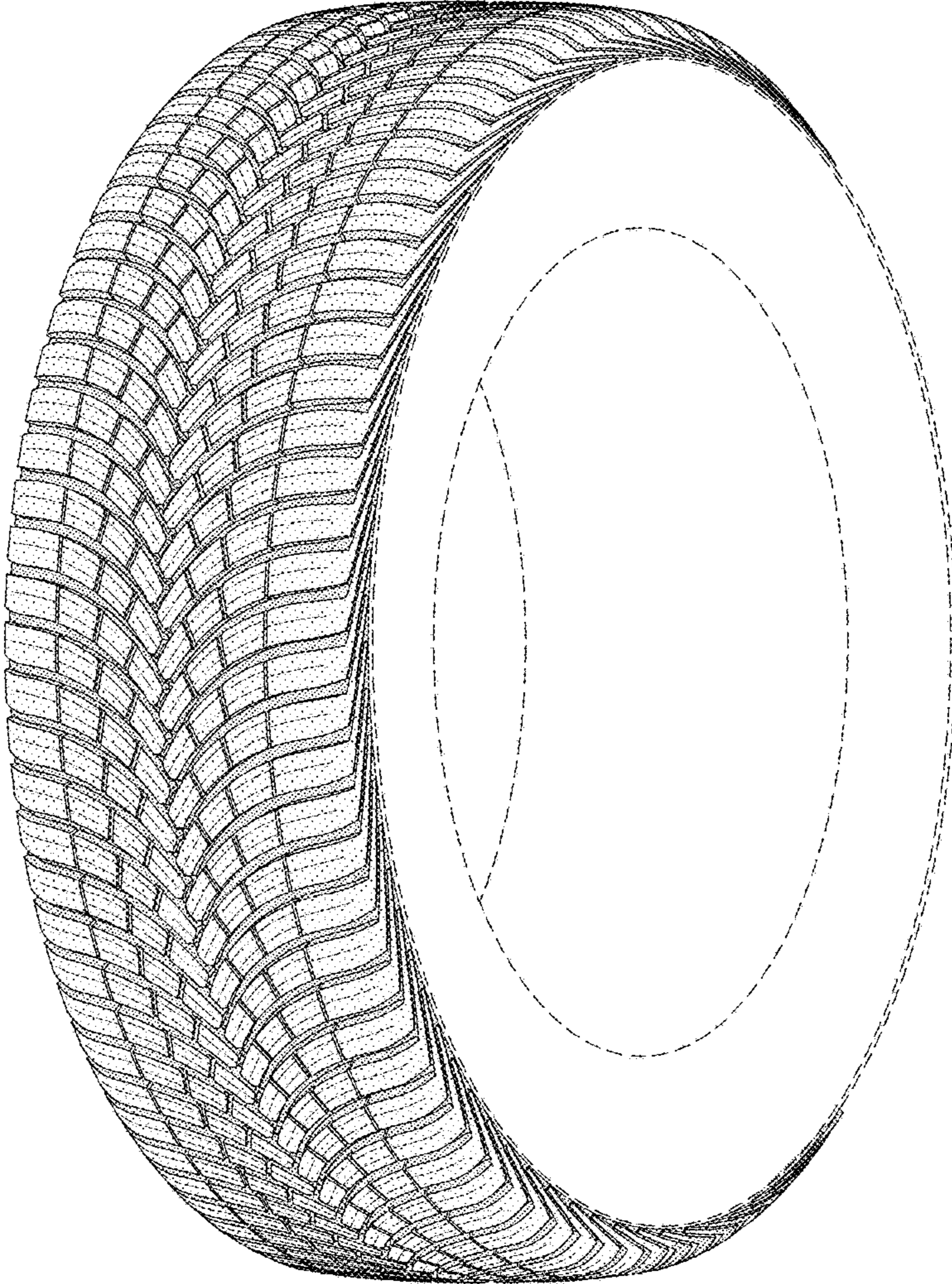


FIG-1

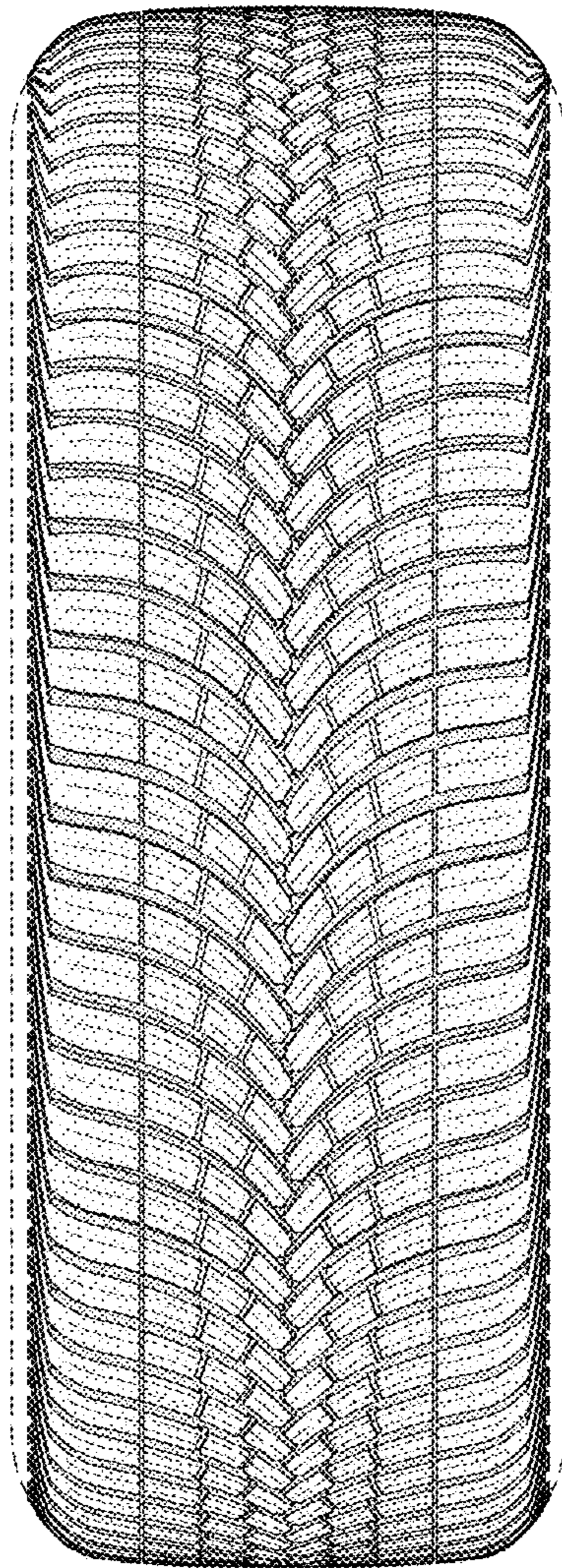


FIG-2

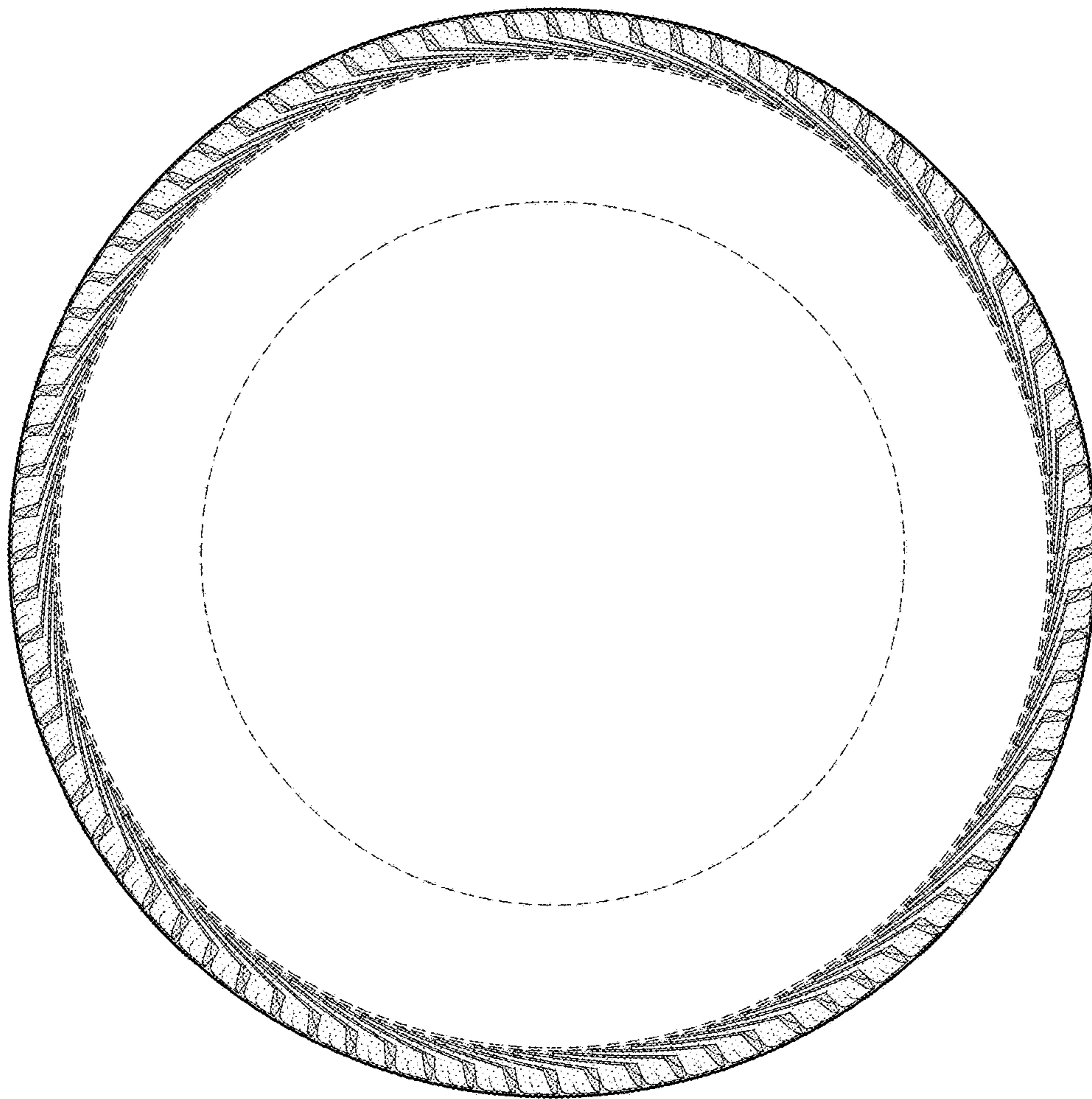


FIG-3

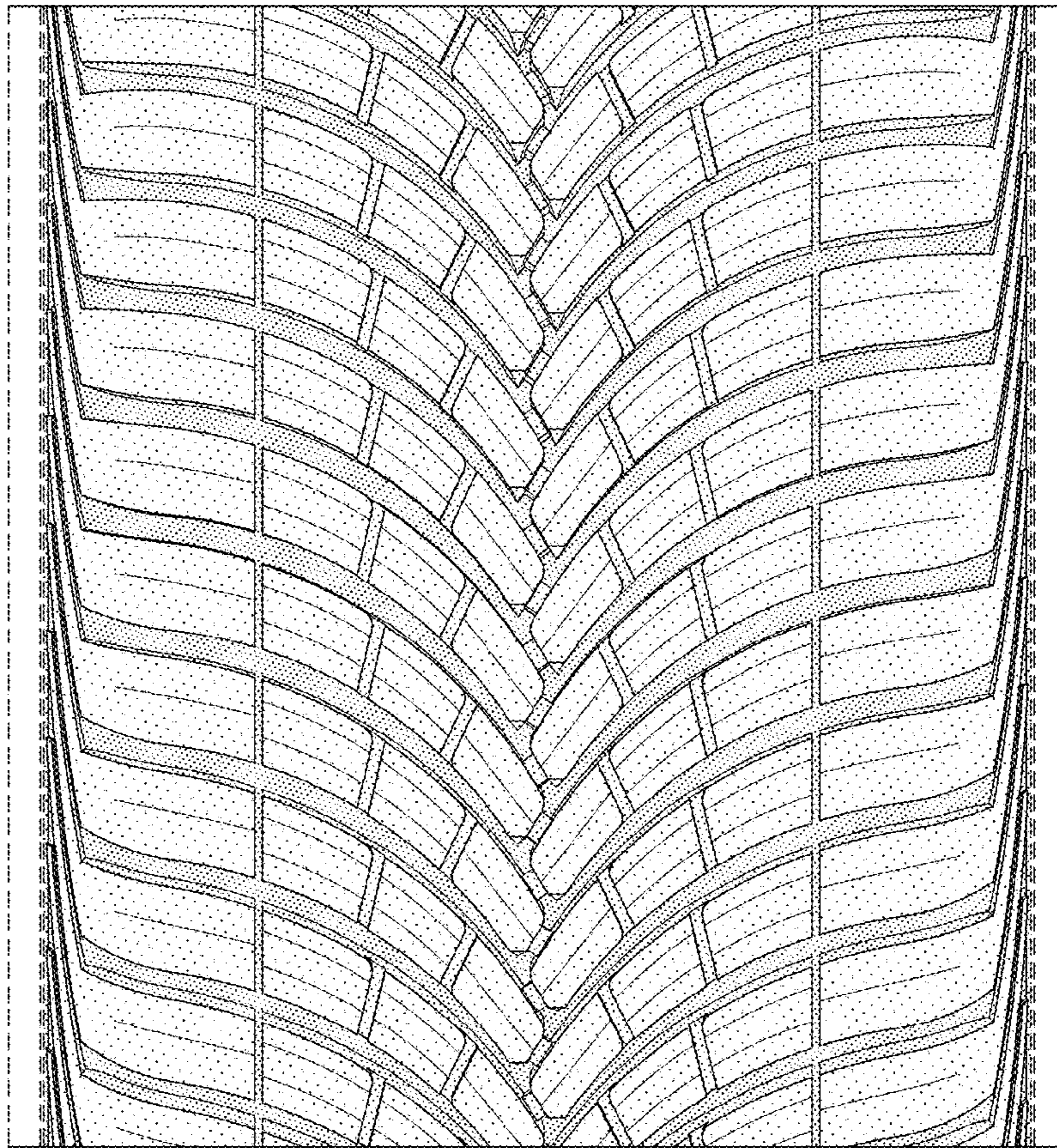


FIG-4

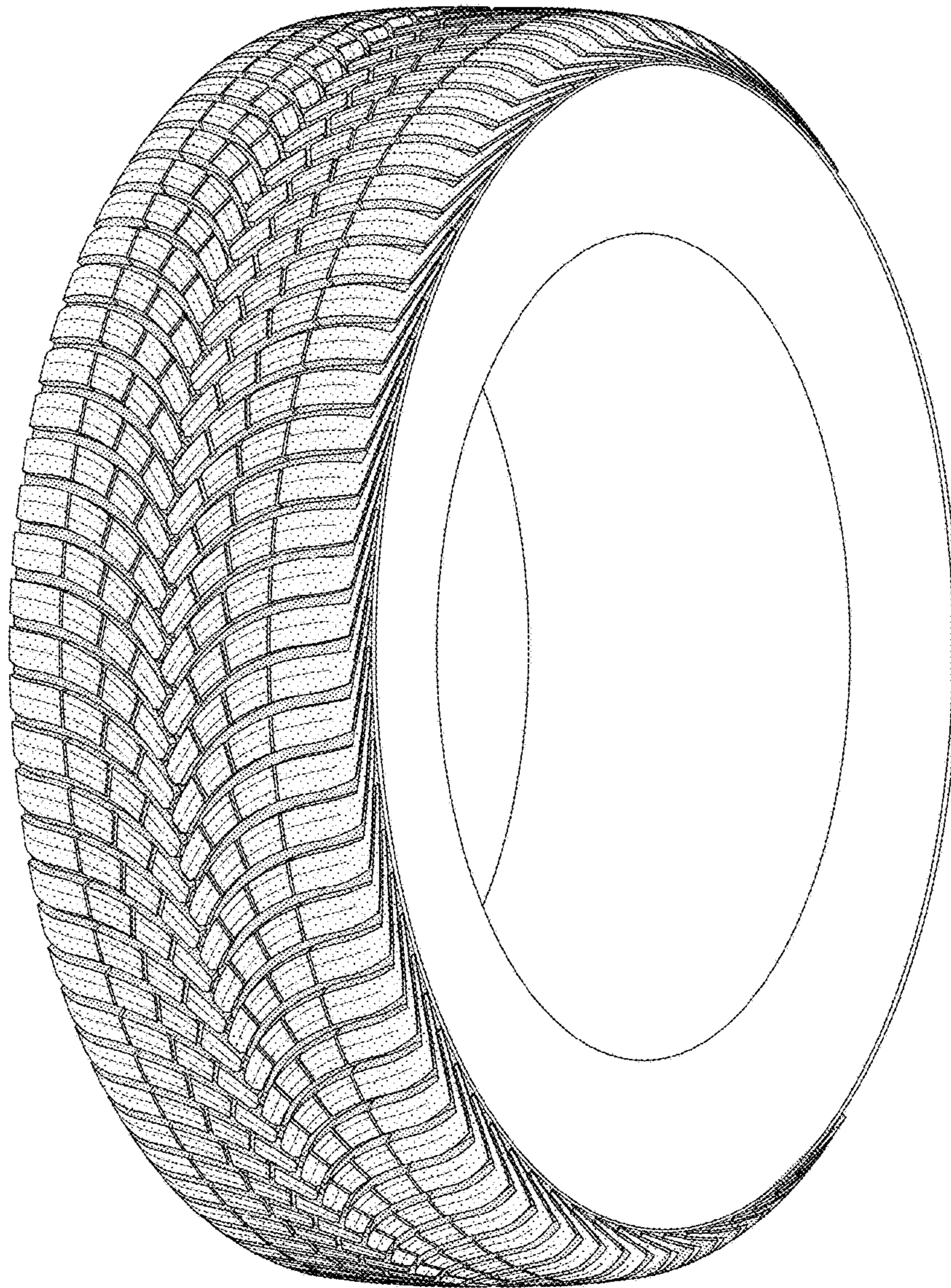


FIG-5

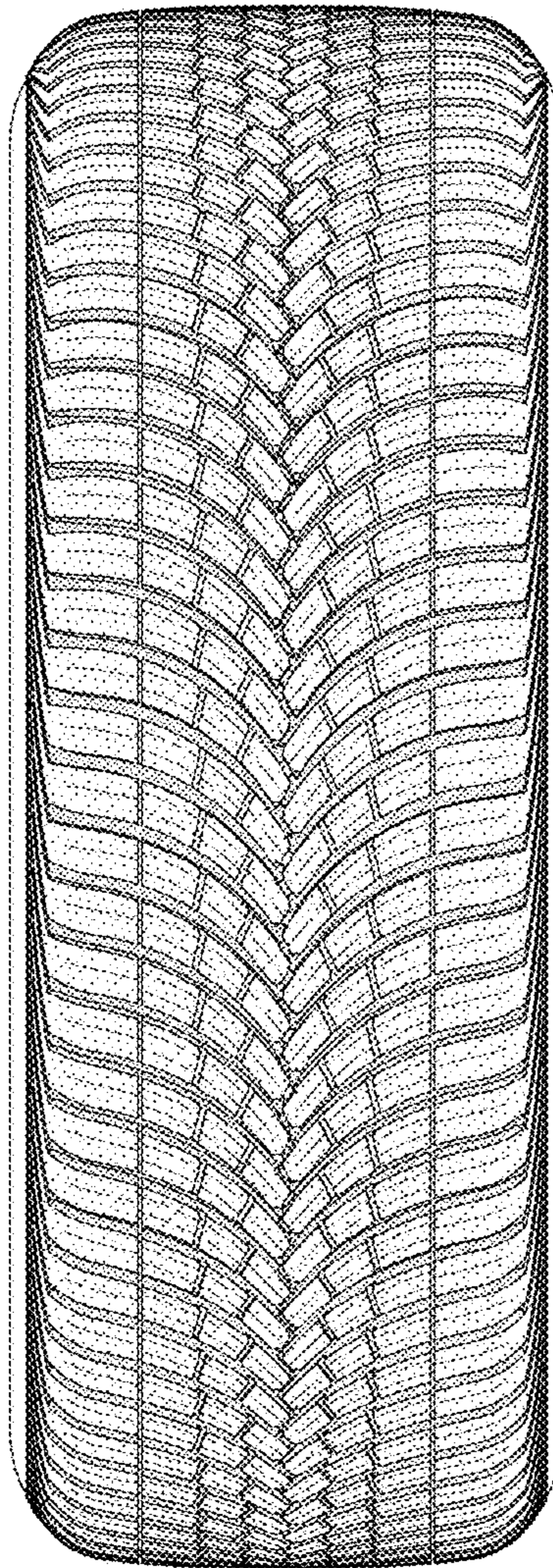


FIG-6