



US00D832187S

(12) **United States Design Patent** (10) **Patent No.:** **US D832,187 S**
Buffery (45) **Date of Patent:** **** Oct. 30, 2018**

(54) **SPLIT ARMREST AND CENTER CONSOLE**
(71) Applicant: **Jaguar Land Rover Limited**, Whitley,
Coventry (GB)
(72) Inventor: **Martin Buffery**, Coventry (GB)
(73) Assignee: **Jaguar Land Rover Limited**, Whitley,
Coventry (GB)

D568,232 S * 5/2008 Motozaki D12/421
D636,410 S * 4/2011 Ono D15/28
D640,293 S * 6/2011 Ono D15/28
D685,397 S * 7/2013 Anderson D15/28
D718,218 S * 11/2014 Tanaka D12/424
D724,521 S * 3/2015 Ashley D12/419
9,199,579 B2 * 12/2015 Gillis B60R 7/04
D766,811 S * 9/2016 Shouno D12/419
D766,812 S * 9/2016 Kabata D12/423
D770,968 S * 11/2016 Willis D12/415
D777,623 S * 1/2017 Anderton D12/174

(**) Term: **15 Years**

* cited by examiner

(21) Appl. No.: **29/603,630**

Primary Examiner — Katrina A Betton

(22) Filed: **May 11, 2017**

(74) *Attorney, Agent, or Firm* — Wood Herron & Evans
LLP

(30) **Foreign Application Priority Data**

(57) **CLAIM**

Nov. 11, 2016 (EM) 003459536-0003
Nov. 11, 2016 (EM) 003459536-0004

The ornamental design for a split armrest and center console,
as shown and described.

(51) **LOC (11) Cl.** **12-16**

DESCRIPTION

(52) **U.S. Cl.**
USPC **D12/419**

FIG. 1 is a front left perspective view of a split armrest and
center console for a vehicle according to the present inven-
tion.

(58) **Field of Classification Search**

USPC D12/419, 416, 417, 418, 415, 420;
D21/421; D7/619.1-625, 701

FIG. 2 is a front and right view of the split armrest and center
console shown in FIG. 1.

CPC B60N 2/46

FIG. 3 is a rear right perspective view thereof.

See application file for complete search history.

FIG. 4 is a rear and left view thereof.

(56) **References Cited**

U.S. PATENT DOCUMENTS

D522,957 S * 6/2006 Miyashita D12/415
D555,676 S * 11/2007 Haubrich D15/28

FIG. 5 is a front view thereof.

FIG. 6 is a rear view thereof.

FIG. 7 is a left side view thereof.

FIG. 8 is a right side view thereof; and,

FIG. 9 is a top view thereof.

1 Claim, 9 Drawing Sheets






FIG. 1



FIG. 2

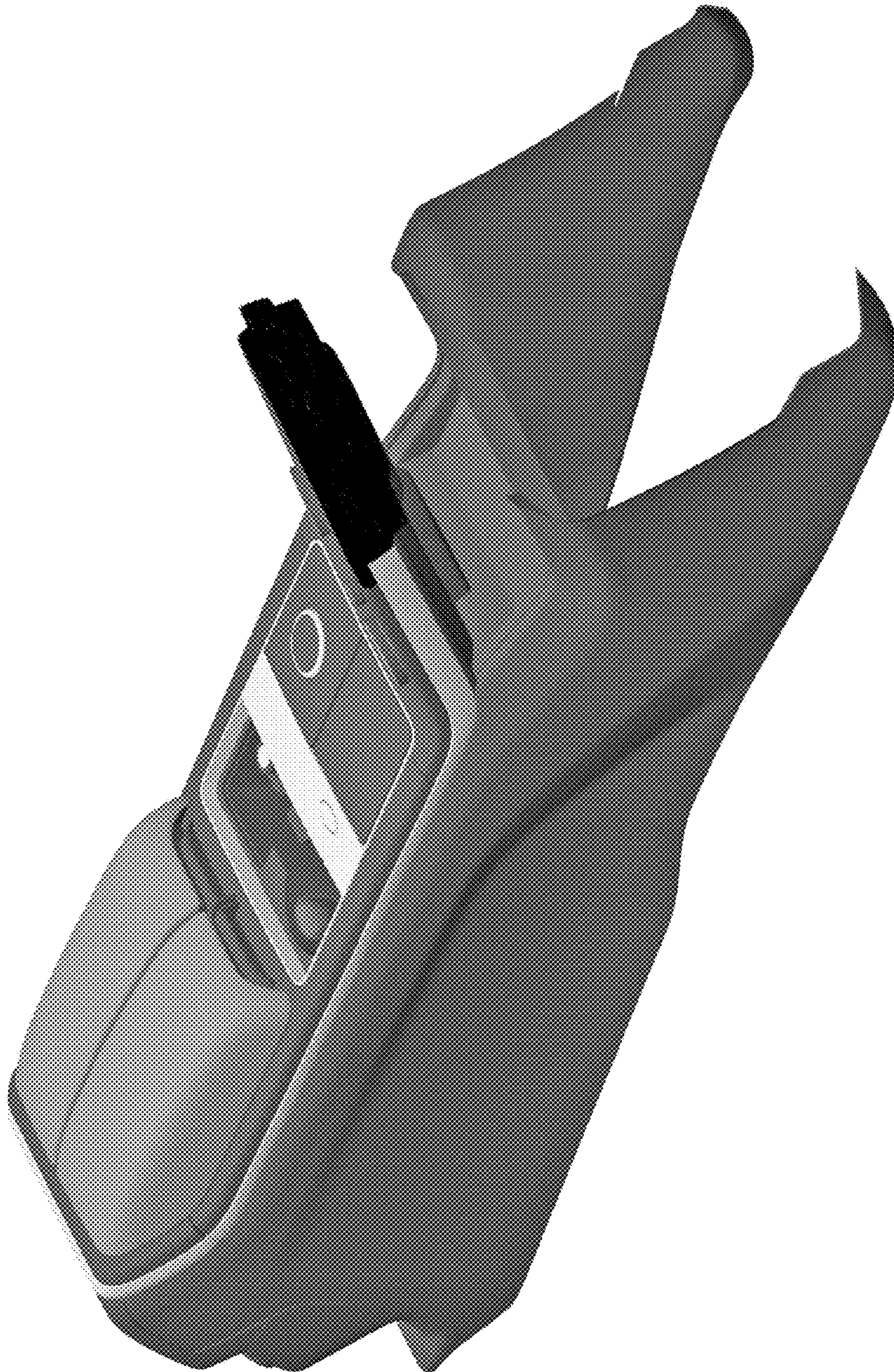


FIG. 3

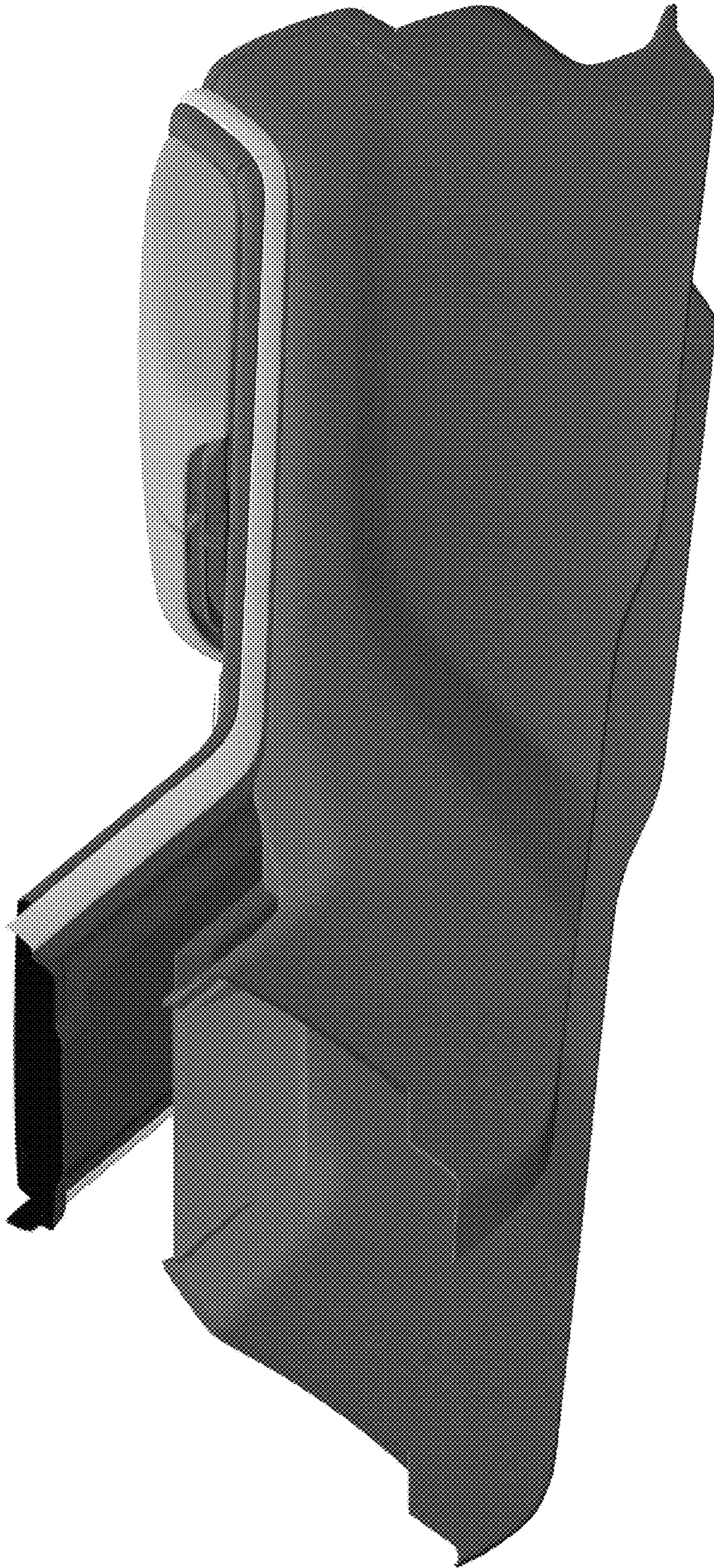


FIG. 4



FIG. 5




FIG. 6




FIG. 7



FIG. 8

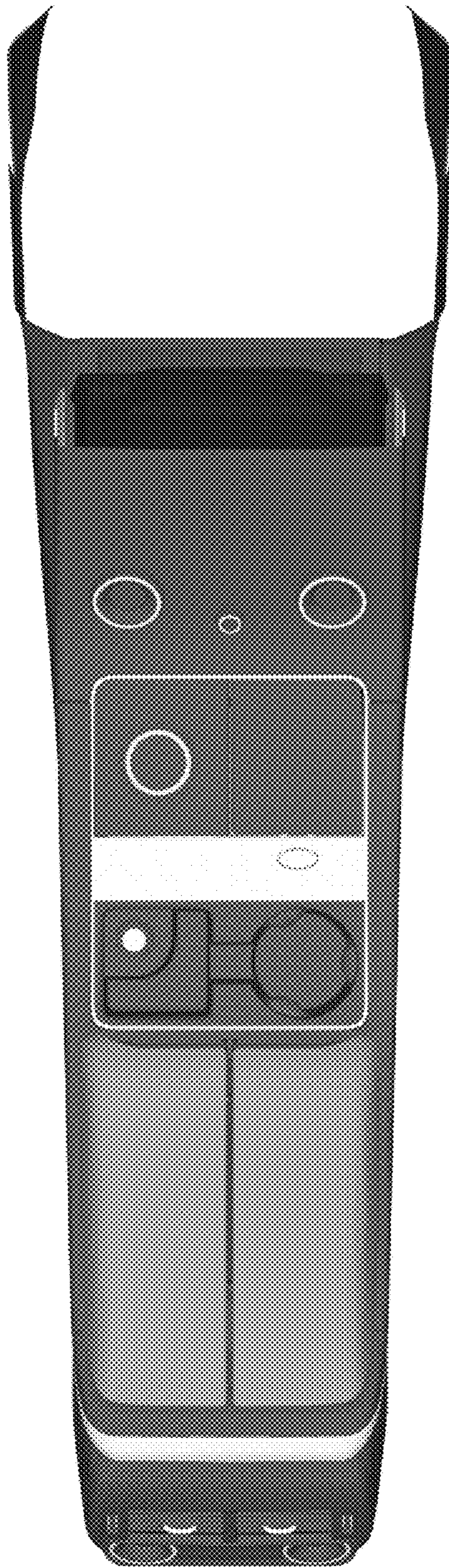


FIG. 9