



US00D832174S

(12) **United States Design Patent**  
**Chung**

(10) **Patent No.:** **US D832,174 S**

(45) **Date of Patent:** **\*\* Oct. 30, 2018**

(54) **AUTOMOTIVE WHEEL**

(71) Applicant: **Suny Chung**, Anaheim, CA (US)

(72) Inventor: **Suny Chung**, Anaheim, CA (US)

(\*\*) Term: **15 Years**

(21) Appl. No.: **29/579,221**

(22) Filed: **Sep. 28, 2016**

(51) **LOC (11) Cl.** ..... **12-16**

(52) **U.S. Cl.**  
USPC ..... **D12/209**

(58) **Field of Classification Search**  
USPC ..... D12/204–213; D21/533, 561, 563  
CPC .... B60B 7/00; B60B 7/02; B60B 7/04; B60B  
7/06; B60B 3/02; B60B 3/04; B60B 3/06;  
B60B 3/10; B60B 1/00; B60B 1/08;  
B60B 1/10; B60B 1/12  
See application file for complete search history.

(56) **References Cited**

**U.S. PATENT DOCUMENTS**

D522,950 S *	6/2006	Pfeiffer	.....	D12/211
D589,426 S *	3/2009	Yoon	.....	D12/211
D606,922 S *	12/2009	Thorsten	.....	D12/211
D638,767 S *	5/2011	Groom	.....	D12/211
D641,302 S *	7/2011	Ettensberger	.....	D12/211
D644,588 S *	9/2011	Schweizer	.....	D12/211
D675,143 S *	1/2013	Gebert	.....	D12/209
D741,238 S *	10/2015	Chung	.....	D12/209
D749,030 S *	2/2016	Zhao	.....	D12/211
D749,486 S *	2/2016	Huang	.....	D12/211
D751,480 S *	3/2016	Chung	.....	D12/209
D751,966 S *	3/2016	Zhao	.....	D12/211
D753,041 S *	4/2016	Kim	.....	D12/209

D758,945 S *	6/2016	Zhao	.....	D12/211
D765,574 S *	9/2016	Hale, Jr.	.....	D12/211
D768,045 S *	10/2016	Curic	.....	D12/209
D769,173 S *	10/2016	Chung	.....	D12/211
D770,353 S *	11/2016	Hale, Jr.	.....	D12/211
D776,040 S *	1/2017	Zhao	.....	D12/211
D779,408 S *	2/2017	Chung	.....	D12/211
D780,658 S *	3/2017	Welte	.....	D12/211
D781,203 S *	3/2017	Chung	.....	D12/211
D786,160 S *	5/2017	Youssef	.....	D12/211
D786,768 S *	5/2017	Youssef	.....	D12/211
D792,829 S *	7/2017	Kim	.....	D12/211
D805,992 S *	12/2017	Heizmann	.....	D12/211
D808,881 S *	1/2018	Simpson	.....	D12/211
D810,647 S *	2/2018	Heizmann	.....	D12/209
2014/0116593 A1 *	5/2014	Lucaora	.....	B60C 23/0494 152/427

\* cited by examiner

*Primary Examiner* — Sheryl Lane  
*Assistant Examiner* — Calvin E Vansant

(57) **CLAIM**

The ornamental design for an automotive wheel, as shown and described.

**DESCRIPTION**

FIG. 1 is a perspective view of an of an automotive wheel, showing my new design;  
FIG. 2 is another perspective view thereof;  
FIG. 3 is a front view thereof;  
FIG. 4 is a perspective view of a second embodiment of an automotive wheel, showing my new design;  
FIG. 5 is another perspective view of FIG. 4;  
FIG. 6 is a front view of FIG. 4; and,  
FIG. 7 is a side view of the automotive wheel in FIGS. 1-6.

**1 Claim, 7 Drawing Sheets**

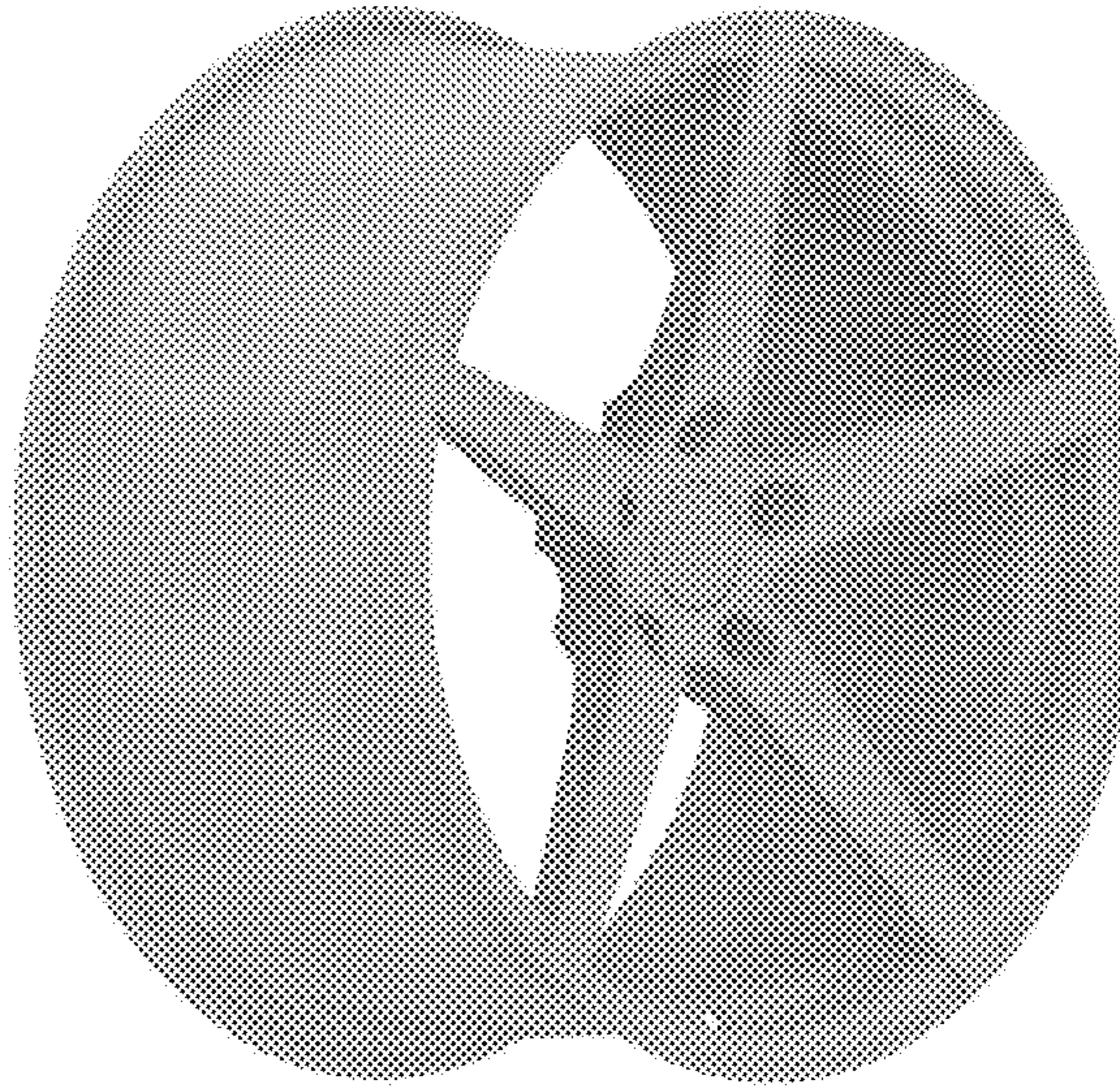





FIGURE 1



FIGURE 2




FIGURE 3



FIGURE 4




FIGURE 5




FIGURE 6




FIGURE 7