



US00D832168S

(12) **United States Design Patent**
Platto et al.

(10) **Patent No.:** **US D832,168 S**

(45) **Date of Patent:** **** Oct. 30, 2018**

(54) **VEHICLE FRONT LOWER BUMPER COVER CENTER TRIM**

(71) Applicant: **Ford Global Technologies, LLC,**
Dearborn, MI (US)

(72) Inventors: **Gordon M Platto**, Troy, MI (US);
Richard Howard, Brighton, MI (US);
Marc Cammeyer, Berkley, MI (US);
Damon G DePeyster, Northville, MI (US)

(73) Assignee: **Ford Global Technologies, LLC,**
Dearborn, MI (US)

(**) Term: **15 Years**

(21) Appl. No.: **29/597,506**

(22) Filed: **Mar. 17, 2017**

(51) **LOC (11) Cl.** **12-16**

(52) **U.S. Cl.**
USPC **D12/190**

(58) **Field of Classification Search**
USPC D12/190, 192, 400, 90, 91, 92, 199, 197,
D12/86, 171, 169, 163, 110, 114
CPC B60R 14/043; B60R 2013/0293; B60R
13/02; B60R 13/04
See application file for complete search history.

(56) **References Cited**

U.S. PATENT DOCUMENTS

D189,448 S * 12/1960 Loewy D12/190
D660,754 S * 5/2012 Nakamuta D12/190

D660,755 S * 5/2012 Inoue D12/190
D684,908 S * 6/2013 Lee D12/181
D710,264 S * 8/2014 Watkins D12/169
D751,478 S * 3/2016 Buck D12/190
D752,490 S * 3/2016 Luke D12/190
D802,503 S * 11/2017 Leetz D12/190
D807,802 S * 1/2018 Woolley D12/190
D811,301 S * 2/2018 Peat D12/190

* cited by examiner

Primary Examiner — Katrina A Betton

(74) *Attorney, Agent, or Firm* — James Dottavio

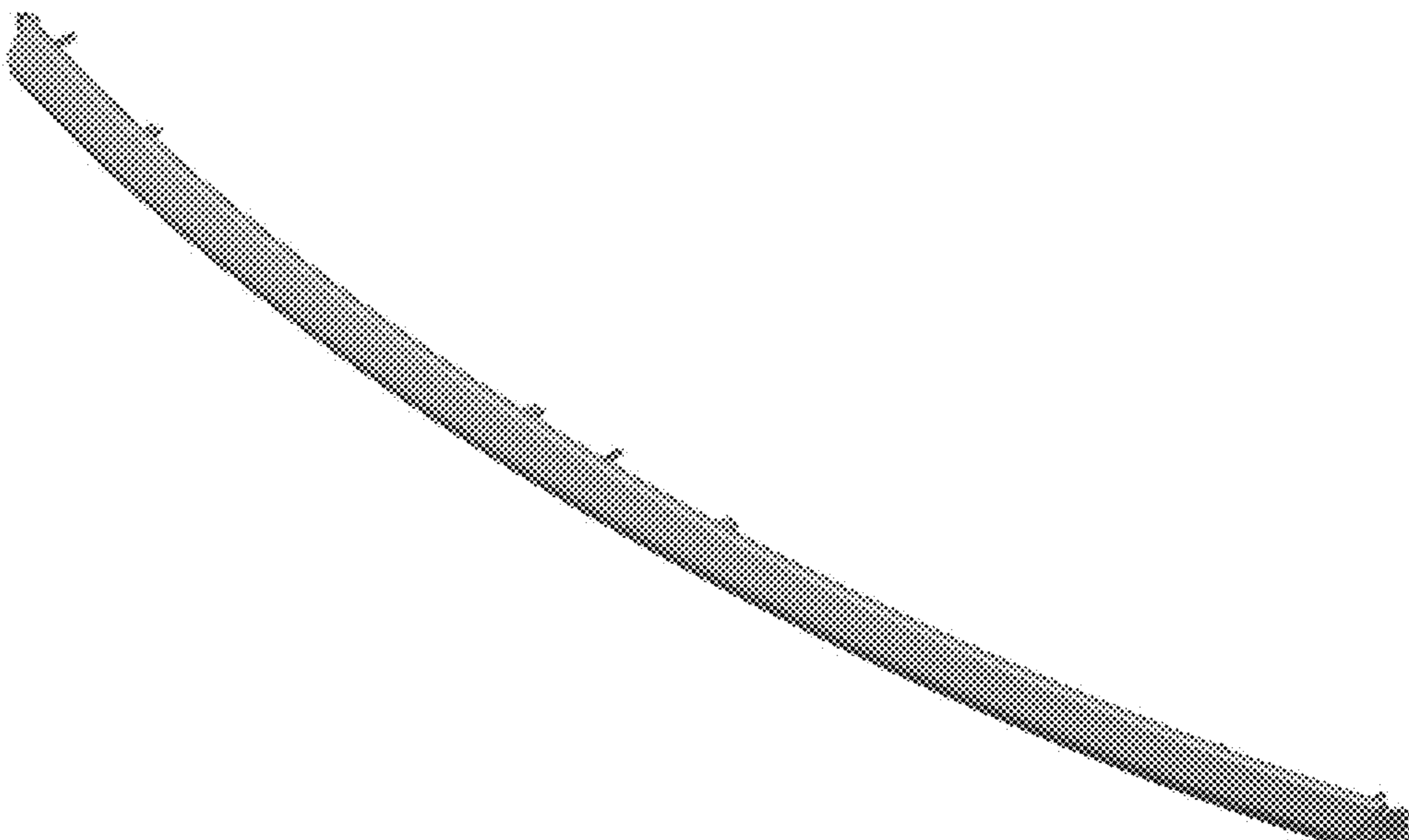
(57) **CLAIM**

The ornamental design for a vehicle front lower bumper cover center trim, as shown.

DESCRIPTION

FIG. 1 is a top, front and left perspective view of a vehicle front lower bumper cover center trim, showing our new design;
FIG. 2 is a bottom, front and left perspective view thereof;
FIG. 3 is a top, rear and left perspective view thereof;
FIG. 4 is a front elevational view thereof;
FIG. 5 is a rear elevational view thereof;
FIG. 6 is a left side elevational view thereof;
FIG. 7 is a right side elevational view thereof;
FIG. 8 is a top plan view thereof; and,
FIG. 9 is a bottom plan view thereof.

1 Claim, 9 Drawing Sheets






Figure 1




Figure 2




Figure 3




Figure 4




Figure 5




Figure 6




Figure 7



Figure 8

Figure 9

