



US00D832164S

(12) **United States Design Patent** (10) **Patent No.:** **US D832,164 S**
Morin (45) **Date of Patent:** **** Oct. 30, 2018**

(54) **RAILROAD CAR BRAKE SHOE KEY**

(71) Applicant: **STANDARD CAR TRUCK COMPANY**, Rosemont, IL (US)

(72) Inventor: **Andrew J. Morin**, Mokena, IL (US)

(73) Assignee: **Standard Car Truck Company**, Rosemont, IL (US)

(**) Term: **15 Years**

(21) Appl. No.: **29/590,896**

(22) Filed: **Jan. 13, 2017**

(51) **LOC (11) Cl.** **12-16**

(52) **U.S. Cl.**
USPC **D12/180**

(58) **Field of Classification Search**
USPC D12/180, 42, 47, 179; 188/243, 73.45, 188/247, 236, 214, 242, 241, 250 G
CPC F16D 65/06; F16D 65/04; F16D 65/062; B61H 13/00
See application file for complete search history.

(56) **References Cited**

U.S. PATENT DOCUMENTS

| | | | | |
|-----------|-----|---------|-----------|------------------------------|
| 492,839 | A | 3/1893 | Sargent | |
| 613,887 | A * | 11/1898 | Sargent | F16D 65/062 188/243 |
| 737,674 | A | 9/1903 | Streeter | |
| 854,475 | A | 10/1907 | Fairbanks | |
| 941,107 | A | 11/1909 | Smith | |
| 1,304,044 | A | 5/1919 | Hawkins | |
| 1,304,049 | A | 5/1919 | Huber | |
| 1,435,769 | A | 11/1922 | Watkins | |

(Continued)

FOREIGN PATENT DOCUMENTS

| | | |
|----|---------|--------|
| DE | 2357048 | 5/1975 |
| GB | 6324 | 6/1907 |
| GB | 849310 | 9/1960 |

OTHER PUBLICATIONS

AAR Manual of Standards and Recommended Practices Brakes and Brake Equipment, "Brake Shoe Keys: Standard S-376," Last Revised: 2003, Dated Feb. 2014 (2 pages).

(Continued)

Primary Examiner — Cynthia Ramirez

Assistant Examiner — Gino Colan

(74) *Attorney, Agent, or Firm* — Neal, Gerber & Eisenberg LLP

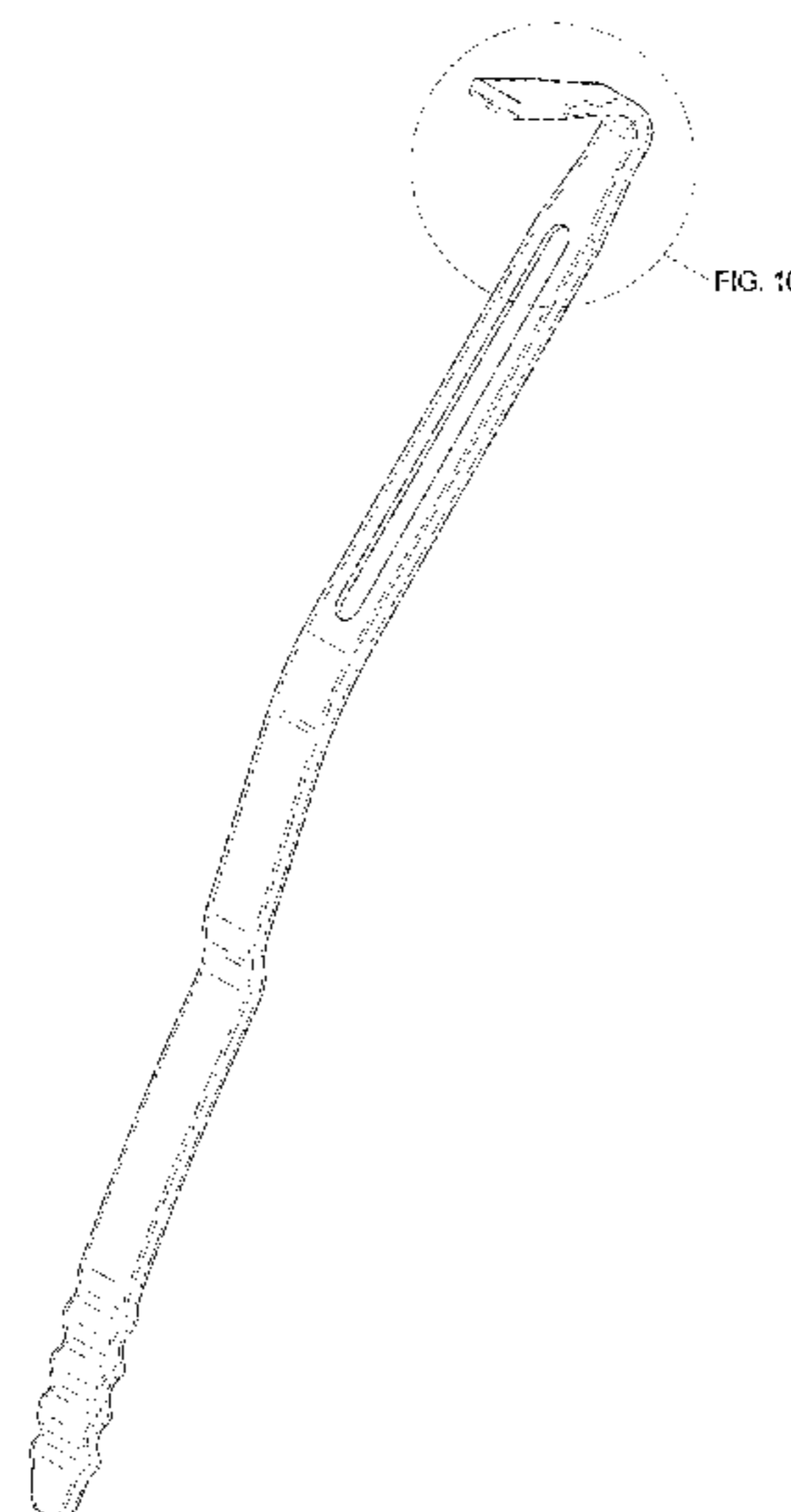
(57) **CLAIM**

The ornamental design for a railroad car brake shoe key, as shown and described.

DESCRIPTION

FIG. 1 is a front right perspective view of a railroad car brake shoe key showing my new design; FIG. 2 is a front left perspective view thereof; FIG. 3 is a rear right perspective view thereof; FIG. 4 is a front elevation view thereof; FIG. 5 is a rear elevation view thereof; FIG. 6 is a right side elevation view thereof the left side elevation view being a mirror image thereof; FIG. 7 is a top plan view thereof; FIG. 8 is a bottom plan view thereof; FIG. 9 is an enlarged fragmentary right side view of the upper portion thereof, indicated in FIG. 6; FIG. 10 is an enlarged fragmentary front right perspective view of the upper portion, indicated in FIG. 1; FIG. 11 is an enlarged fragmentary front left perspective view of the upper portion thereof, indicated in FIG. 2; and, FIG. 12 is an enlarged fragmentary rear right perspective view of the upper portion thereof, indicated in FIG. 3. The broken lines shown in the Figures are for the purpose of illustrating portions of the railroad car brake shoe key and form no part of the claimed design.

1 Claim, 9 Drawing Sheets



(56)

References Cited

U.S. PATENT DOCUMENTS

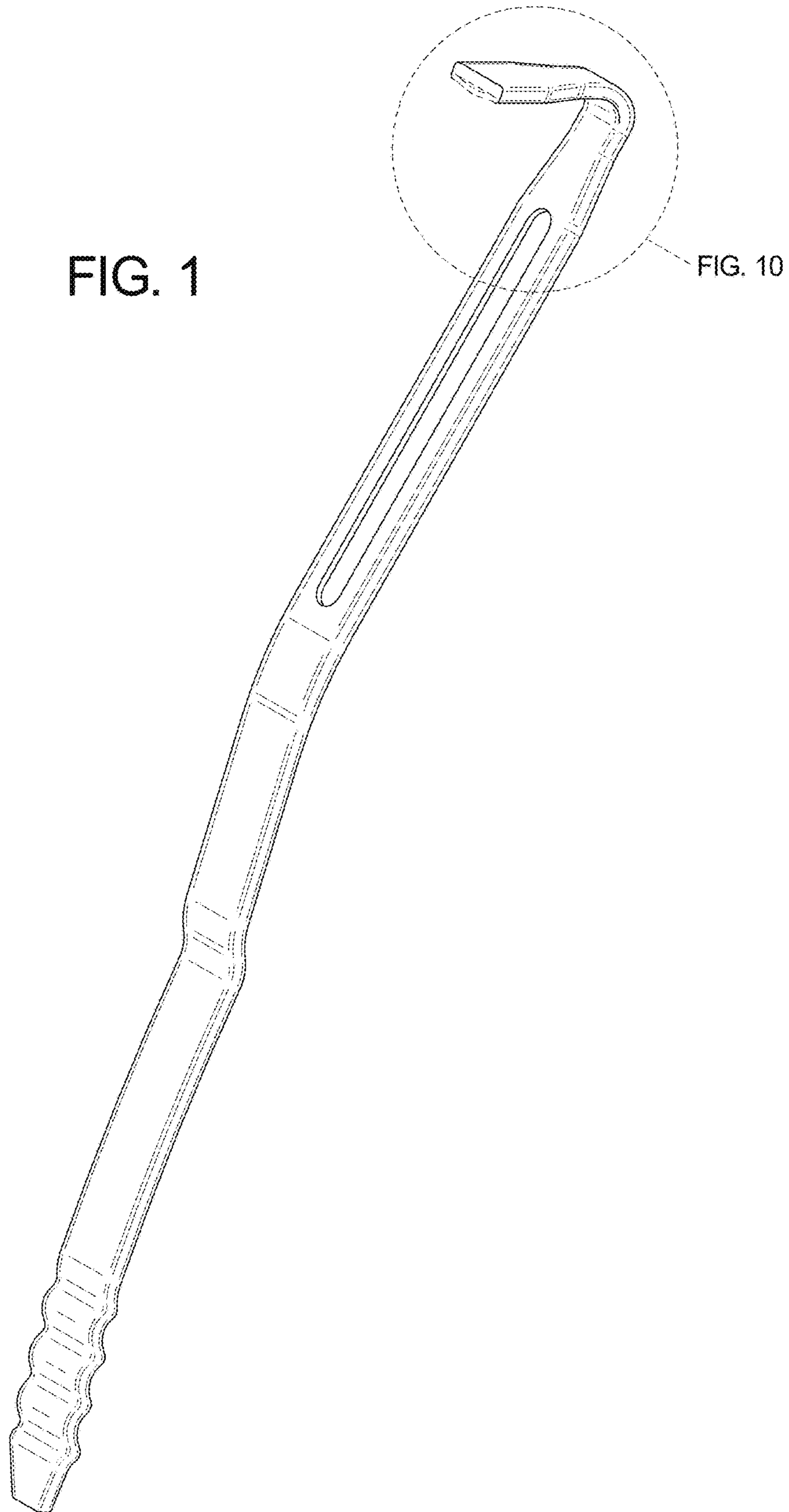
1,451,332 A 4/1923 Emery
 1,465,975 A 8/1923 Emery
 1,495,552 A 5/1924 Ditmore et al.
 1,502,459 A 7/1924 Campbell
 1,619,767 A 3/1927 Sanford
 1,854,598 A 4/1932 Moore
 1,886,734 A * 11/1932 Prentice F16D 65/062
 188/243
 1,927,248 A 9/1933 Trainer
 1,965,159 A 7/1934 Sargent
 2,013,982 A 9/1935 Clouser
 2,031,127 A 2/1936 Peycke
 2,037,936 A 4/1936 Simanek
 2,050,384 A 8/1936 Schaefer
 2,051,909 A 8/1936 Schaefer
 2,058,952 A 10/1936 Cobb, Jr.
 2,077,551 A 4/1937 Ekholm
 2,094,273 A 9/1937 Mack
 RE20,779 E 7/1938 Garand
 2,138,196 A * 11/1938 Prentice F16D 65/062
 188/243
 2,230,863 A 2/1941 Caslin
 2,331,797 A 10/1943 Oelkers
 2,858,914 A 11/1958 Arrasmith
 2,873,825 A * 2/1959 Prentice F16D 65/062
 188/243
 3,015,372 A 1/1962 Landell et al.
 3,077,957 A 2/1963 Arrasmith
 3,124,221 A * 3/1964 Prentice F16D 65/062
 188/243

3,237,733 A * 3/1966 Kettering F16D 65/062
 188/243
 4,466,513 A 8/1984 Dedek
 5,560,453 A 10/1996 Conrad
 5,647,460 A 7/1997 Shute
 5,839,549 A 11/1998 Tack, Jr.
 D601,473 S * 10/2009 Camilo-Martinez D12/180
 2006/0272908 A1 * 12/2006 East F16D 65/062
 188/250 G

OTHER PUBLICATIONS

AAR Manual of Standards and Recommended Practices Brakes and Brake Equipment, "Brake Head-Limiting Contour of Brake Head Face for Hanger-Type Brake Beams: Standard S-370," Last Revised: 2009, Dated Feb. 2014 (1 page).
 AAR Manual of Standards and Recommended Practices Brakes and Brake Equipment, "Brake Head-Limiting Contour of Brake Head Face For Hangerless-Type Brake Beams: Standard S-371," Last Revised: 2009, Dated February 2014 (1 page).
 AAR Manual of Standards and Recommended Practices Brakes and Brake Equipment, "Brake Shoe, Metal, Reinforced: Standard S-430," Last Revised: 2002, Dated Feb. 2014 (2 pages).
 AAR Manual of Standards and Recommended Practices Brakes and Brake Equipment, "Brake Shoe, High-Friction Composition Type-Limiting Contour: Standard S-431," Last Revised: 2005, Dated Feb. 2014 (1 page).
 Standard Car Truck Company, Brake Shoes, from website: <http://www.sctco.com/BrakeShoeKey.html>, printed Jan. 12, 2016 (1 page).
 Anchor Brake Shoe, "Product Bulletin: Brake Shoe Key Proper Installation," Jan. 2006 (1 page).

* cited by examiner



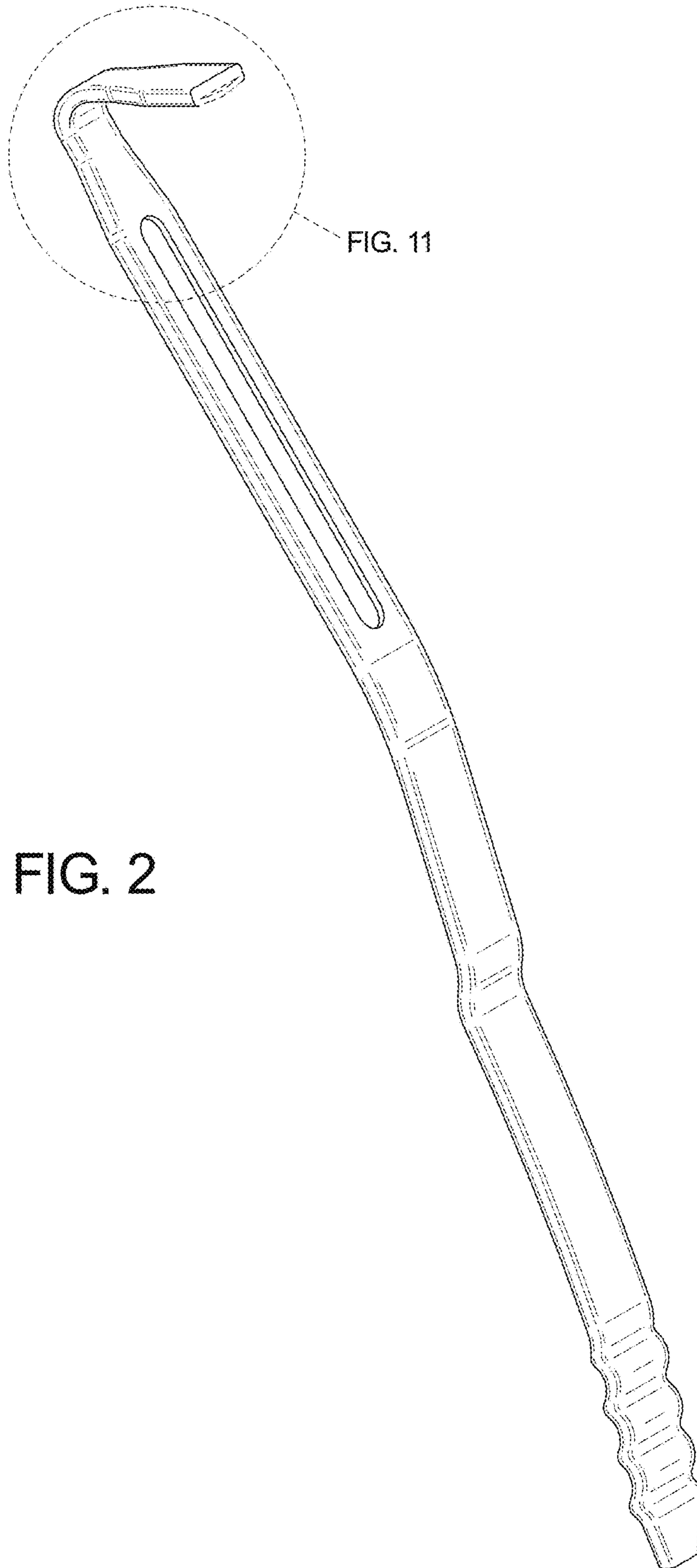


FIG. 11

FIG. 2

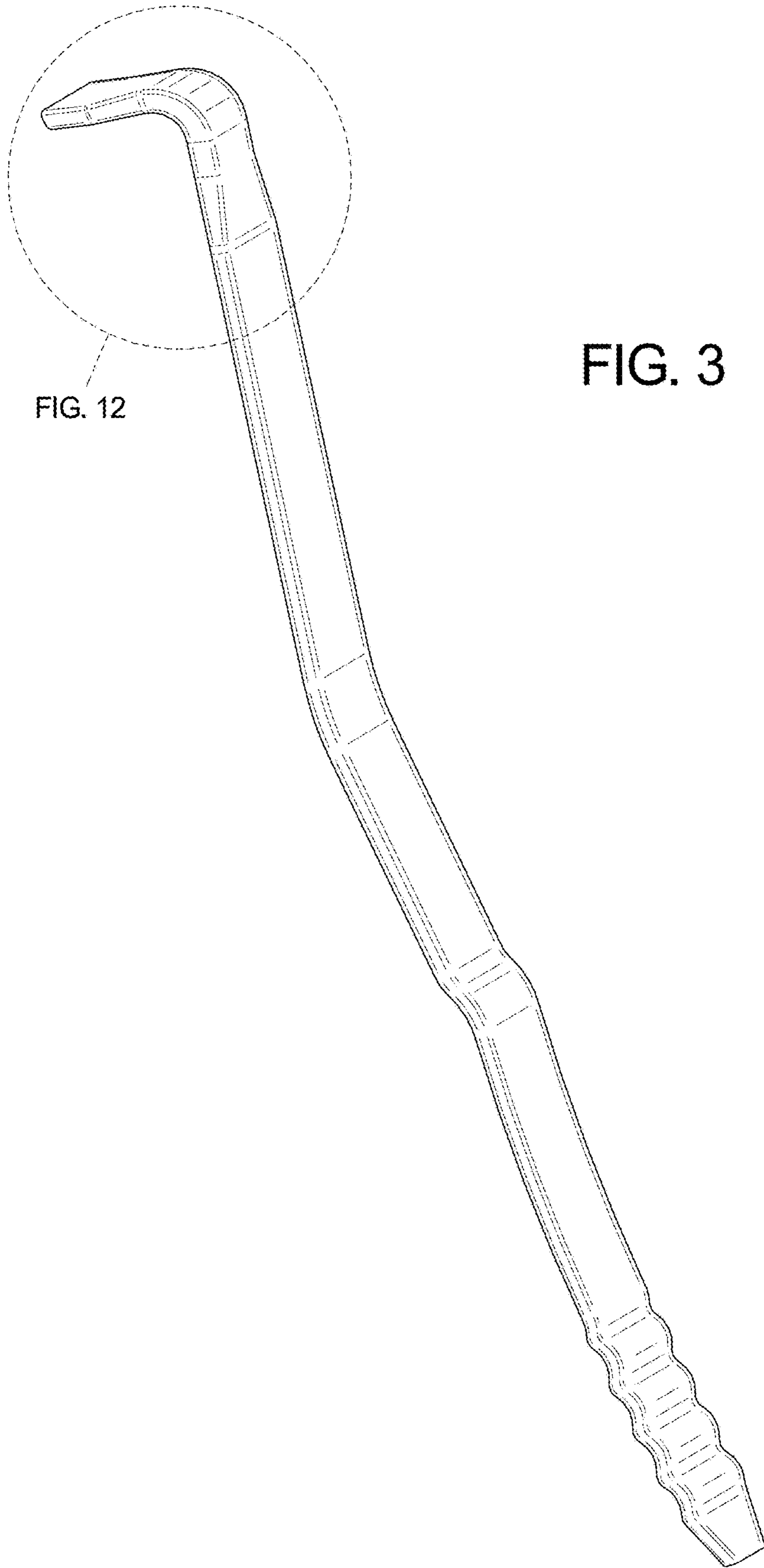


FIG. 12

FIG. 3

FIG. 4




FIG. 5

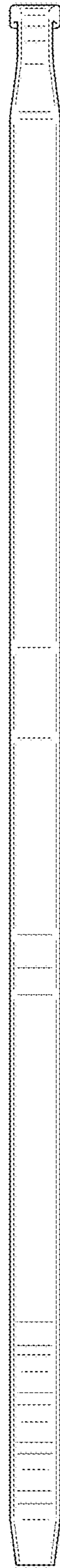
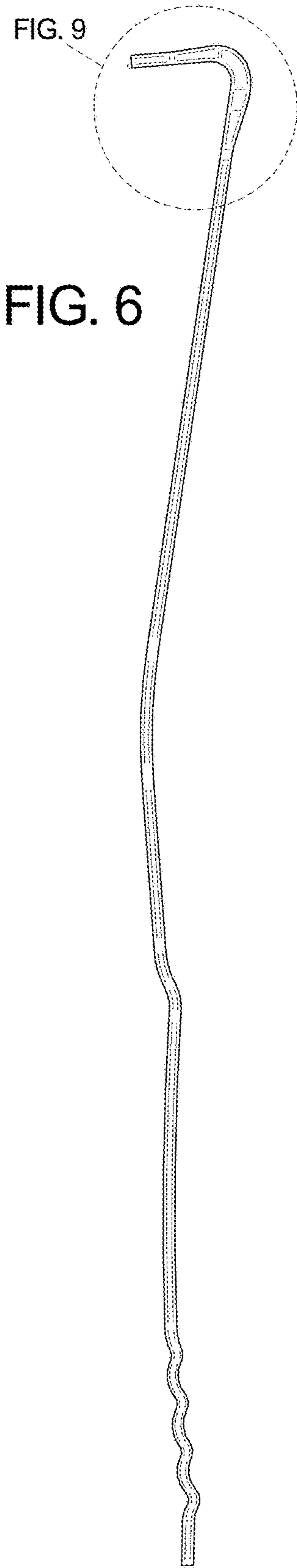


FIG. 6



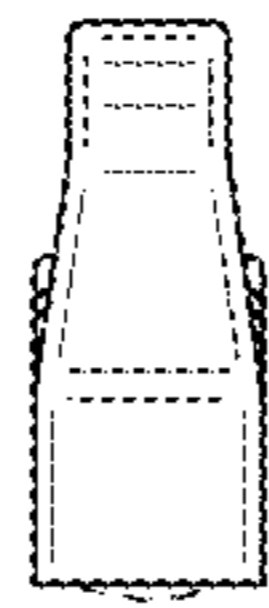


FIG. 7

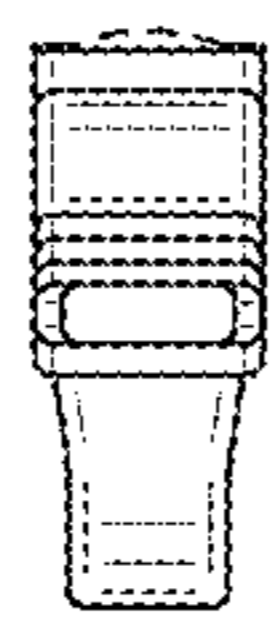


FIG. 8



FIG. 9

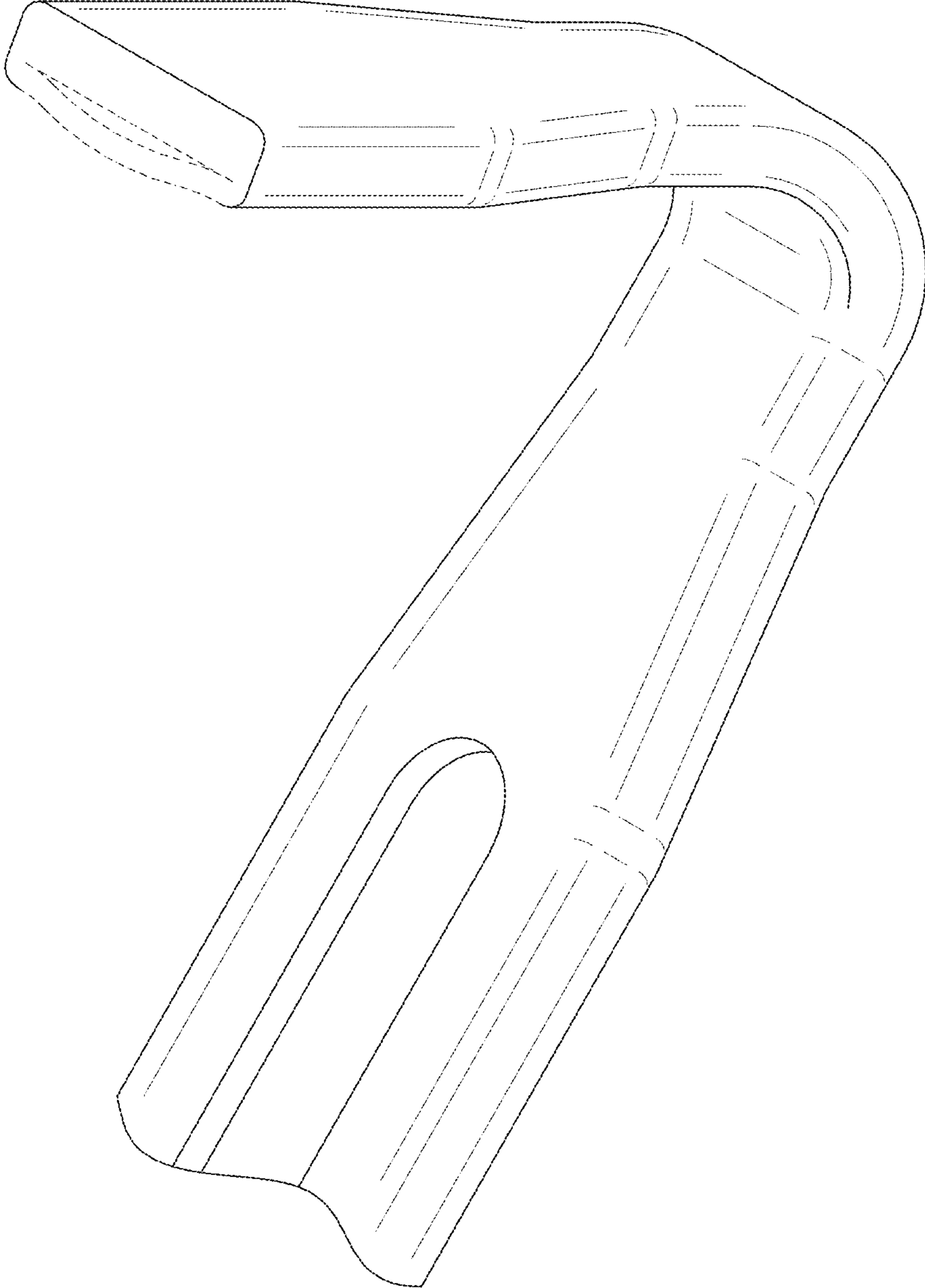


FIG. 10

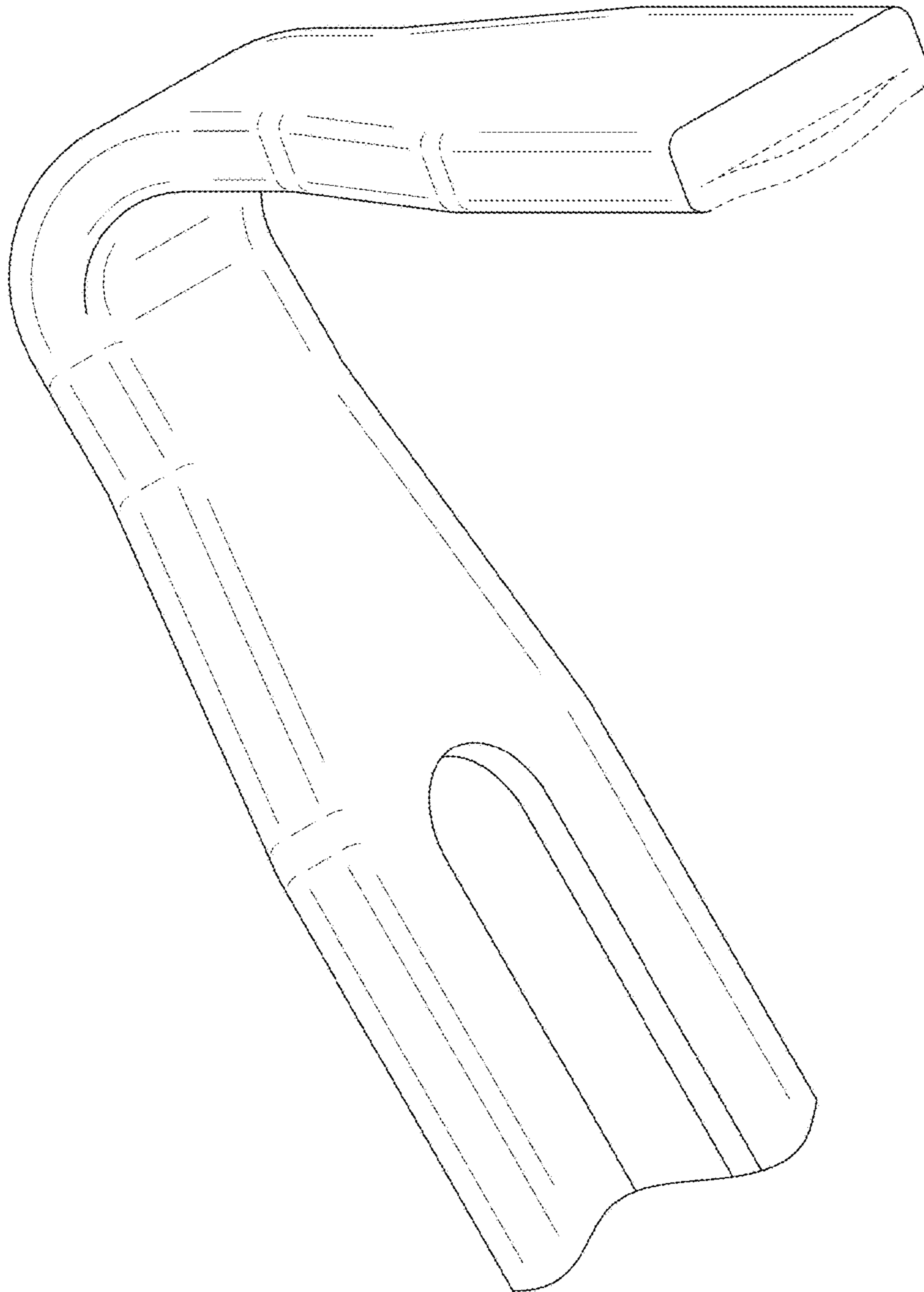


FIG. 11

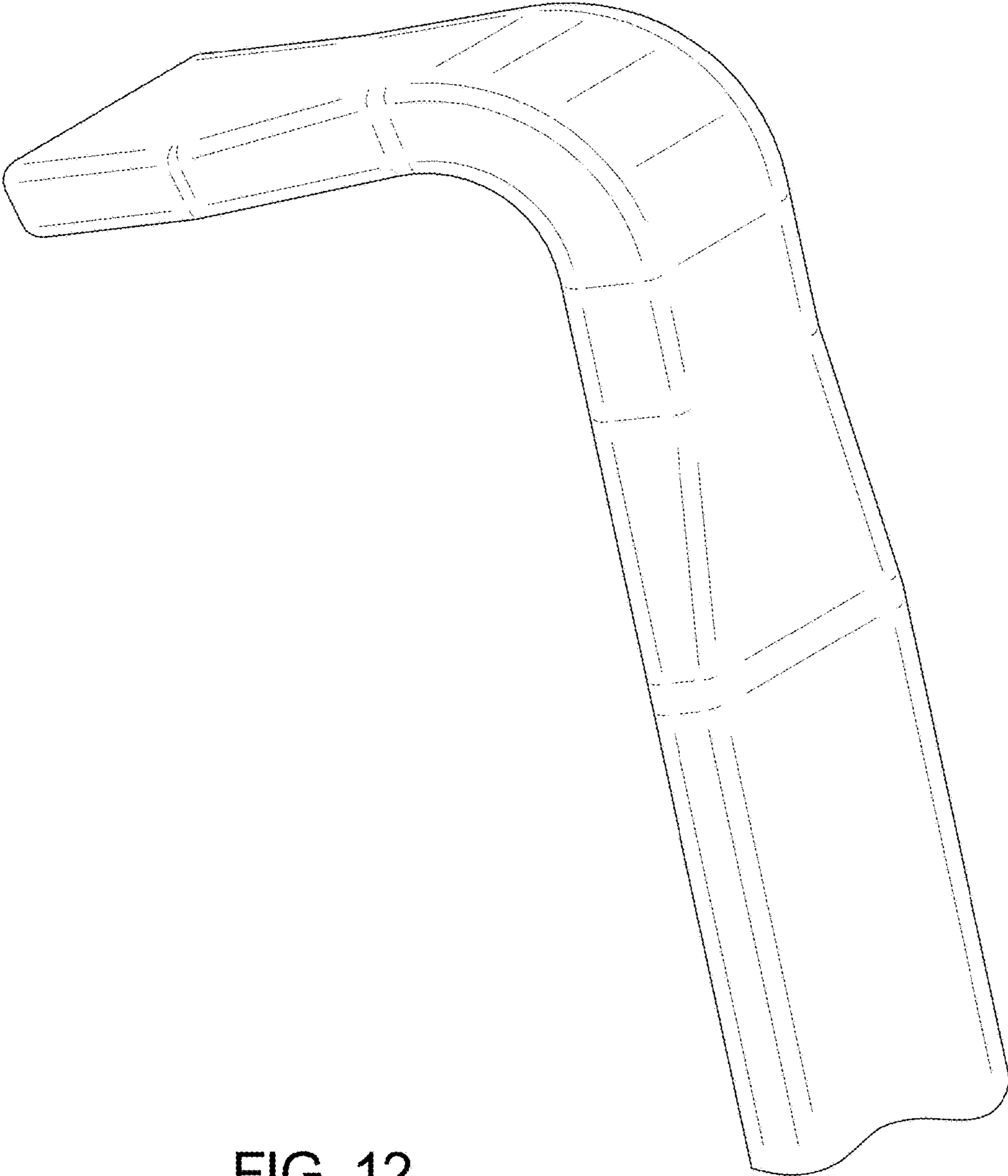


FIG. 12