



US00D832148S

(12) **United States Design Patent**
Lenzi et al.

(10) **Patent No.:** **US D832,148 S**
(45) **Date of Patent:** **** Oct. 30, 2018**

(54) **TRAILER FOR BICYCLES**
(71) Applicant: **BRUGGLI**, Romanshorn (CH)
(72) Inventors: **Arno Lenzi**, Zurich (CH); **Marco Stoffel**, Zurich (CH); **Stella Mühlhaus**, Affoltern am Albis (CH); **Remo Sommer**, Zurich (CH)
(**) Term: **15 Years**
(21) Appl. No.: **35/503,644**
(22) Filed: **Aug. 25, 2017**
(80) **Hague Agreement Data**
Int. Filing Date: **Aug. 25, 2017**
Int. Reg. No.: **DM/097495**
Int. Reg. Date: **Aug. 25, 2017**
Int. Reg. Pub. Date: **Sep. 8, 2017**

(30) **Foreign Application Priority Data**
Mar. 2, 2017 (EM) 003780261-0001
(51) **LOC (11) Cl.** **12-10**
(52) **U.S. Cl.**
USPC **D12/102**
(58) **Field of Classification Search**
USPC D12/19, 100-106, 111, 112, 129;
D21/425, 435; D34/12
CPC B62B 7/12; B62B 7/126; B62K 27/003;
B62K 27/02; B62K 27/12
See application file for complete search history.

(56) **References Cited**
U.S. PATENT DOCUMENTS
5,020,814 A * 6/1991 George B62K 27/12
280/204
5,308,096 A * 5/1994 Smith B62K 27/02
224/415

D351,575 S * 10/1994 Fenton D12/102
D384,010 S * 9/1997 Chiu D12/102
5,687,980 A * 11/1997 Eckroth B62K 27/12
280/204
5,785,333 A * 7/1998 Hinkston B62K 27/003
280/204
5,829,770 A * 11/1998 Chiu B62K 27/003
280/204
6,053,518 A * 4/2000 Chiu B62K 27/003
280/204
D565,470 S * 4/2008 Liu D12/102
7,387,310 B1 * 6/2008 Liu B62B 7/10
280/47.38
D573,514 S * 7/2008 Liu D12/102
D586,264 S * 2/2009 Liao D12/101
D633,825 S * 3/2011 van Leeuwen B62B 7/126
D12/101
D746,723 S * 1/2016 Lenzi D12/101
2006/0108766 A1 * 5/2006 Staszak B62B 7/12
280/204
2008/0143076 A1 * 6/2008 Klevana B62B 7/062
280/402
2010/0244405 A1 * 9/2010 Assaf B60D 1/00
280/415.1

* cited by examiner

Primary Examiner — Darlington Ly


(57) **CLAIM**

The ornamental design for a trailer for bicycles, as shown and described.


DESCRIPTION

1. Trailer for bicycles
1.1 is a rear elevation view of a trailer for bicycles showing our new design;
1.2 is a bottom plan view thereof;
1.3 is a front elevation view thereof;
1.4 is a left side elevation view thereof;
1.5 is a right side elevation view thereof;
1.6 is a top plan view thereof; and
1.7 is a top, front, and right side perspective view thereof.

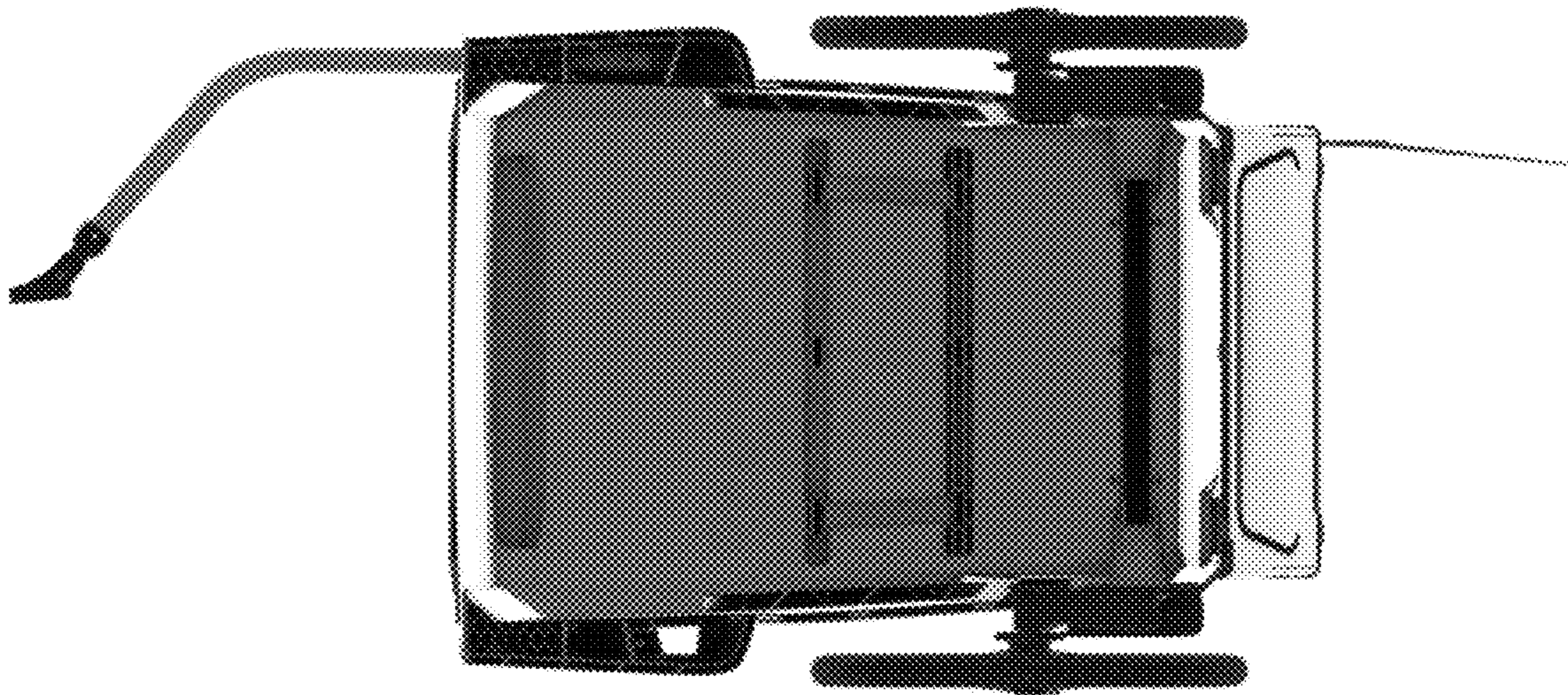
1 Claim, 7 Drawing Sheets




1.1



1.2



1.3




1.4



1.5



1.6



1.7

