



US00D832144S

(12) **United States Design Patent** (10) **Patent No.:** **US D832,144 S**
Hatton (45) **Date of Patent:** **** Oct. 30, 2018**

(54) **VEHICLE**

(71) Applicant: **Jaguar Land Rover Limited**, Whitley, Coventry (GB)

(72) Inventor: **Adam Hatton**, Coventry (GB)

(73) Assignee: **Jaguar Land Rover Limited**, Whitley, Coventry (GB)

(**) Term: **15 Years**

(21) Appl. No.: **29/615,410**

(22) Filed: **Aug. 29, 2017**

Related U.S. Application Data

(62) Division of application No. 29/588,014, filed on Dec. 16, 2016, now Pat. No. Des. 807,788, which is a division of application No. 29/532,715, filed on Jul. 9, 2015, now Pat. No. Des. 784,856.

(30) **Foreign Application Priority Data**

Jan. 9, 2015 (EM) 002611020
Jun. 29, 2015 (EM) 002727644

(51) **LOC (11) Cl.** **12-08**

(52) **U.S. Cl.**
USPC **D12/91**

(58) **Field of Classification Search**
USPC D12/86, 90-92; D21/424, 433, 434;
296/181.1-181.5, 183.1
CPC B62D 25/00; B62D 25/06; B62D 33/00;
B62D 35/00

See application file for complete search history.

(56) **References Cited**

U.S. PATENT DOCUMENTS

| | | | | |
|--------------|---------|------------|-------|---------|
| D698,697 S * | 2/2014 | Winkelmann | | D12/91 |
| D719,878 S * | 12/2014 | Webber | | D12/92 |
| D725,007 S * | 3/2015 | Beaven | | D12/164 |
| D731,922 S * | 6/2015 | Beaven | | D12/91 |
| D739,305 S * | 9/2015 | Gunnarson | | D12/91 |
| D749,996 S * | 2/2016 | Henstridge | | D12/164 |
| D784,856 S * | 4/2017 | Hatton | | D12/91 |
| D807,788 S * | 1/2018 | Hatton | | D12/91 |

* cited by examiner

Primary Examiner — Melody N Brown

(74) *Attorney, Agent, or Firm* — Wood Herron & Evans LLP

(57) **CLAIM**


The ornamental design for a vehicle, as shown and described.

DESCRIPTION

FIG. 1 is a right, front perspective view of a vehicle showing my new design;
FIG. 2 is a left, rear perspective view thereof;
FIG. 3 is a front view thereof.
FIG. 4 is a rear view thereof.
FIG. 5 is left side view thereof.
FIG. 6 is a right side view thereof; and,
FIG. 7 is a top view thereof.

Any elements shown in broken lines in the Figures form no part of the claimed invention, and are instead included to show environmental aspects of the claimed invention. Also, broken lines shown adjacent to any shaded portions form an unclaimed boundary of the design.

1 Claim, 5 Drawing Sheets






FIG. 1

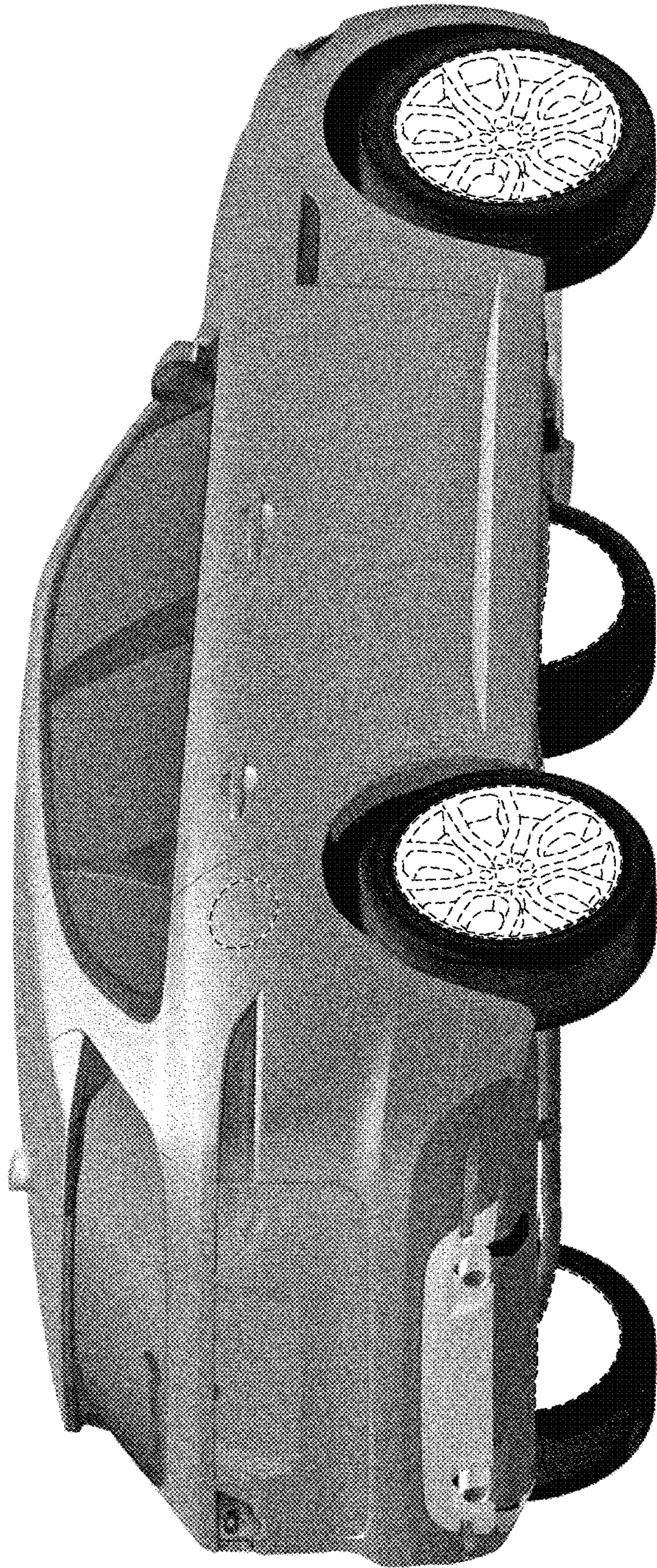


FIG. 2



FIG. 3




FIG. 4




FIG. 5




FIG. 6




FIG. 7

UNITED STATES PATENT AND TRADEMARK OFFICE
CERTIFICATE OF CORRECTION

PATENT NO. : D832,144 S
APPLICATION NO. : 29/615410
DATED : October 30, 2018
INVENTOR(S) : Adam Hatton

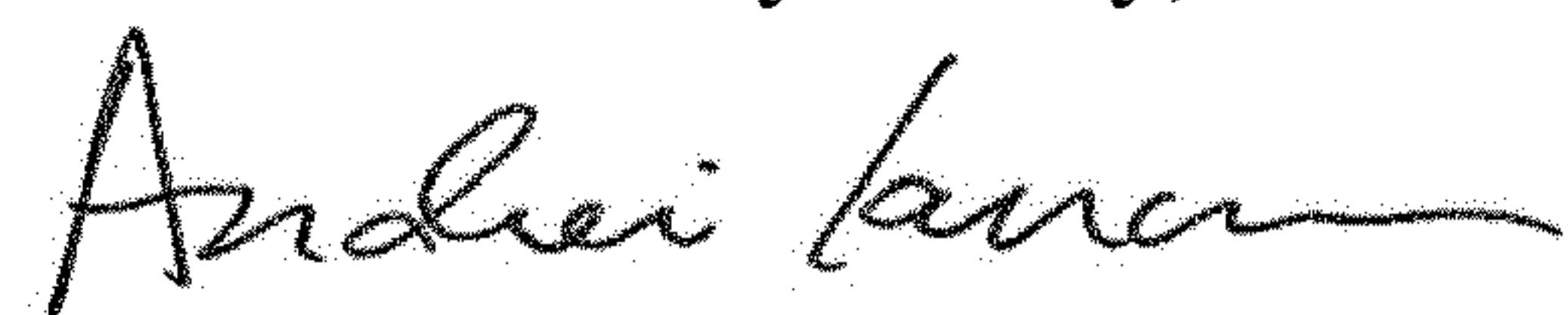
Page 1 of 1

It is certified that error appears in the above-identified patent and that said Letters Patent is hereby corrected as shown below:

On the Title Page

Column 2, Line 6, under Description, "FIG. 5 is left side view thereof." should read --FIG. 5 is a left side view thereof.--.

Signed and Sealed this
Sixteenth Day of July, 2019



Andrei Iancu
Director of the United States Patent and Trademark Office