



US00D832142S

(12) **United States Design Patent**  
**Gueler et al.**

(10) **Patent No.:** **US D832,142 S**  
(45) **Date of Patent:** **\*\* Oct. 30, 2018**

(54) **VEHICLE EXTERIOR**

(71) Applicant: **Ford Global Technologies, LLC,**  
Dearborn, MI (US)

(72) Inventors: **Murat Gueler,** Cologne (DE); **Thomas Morel,** Dusseldorf (DE); **Joel Piaskowski,** Dusseldorf (DE); **George Saridakis,** Edinburgh (GB); **Sang Don Kim,** Cologne (DE); **Jonathan Szczupak,** Troy, MI (US)

(73) Assignee: **Ford Global Technologies, LLC,**  
Dearborn, MI (US)

(\*\*) Term: **15 Years**

(21) Appl. No.: **29/610,252**

(22) Filed: **Jul. 11, 2017**

(30) **Foreign Application Priority Data**

Feb. 21, 2017 (DE) ..... 40 2017 100 183

(51) **LOC (11) Cl.** ..... **12-08**

(52) **U.S. Cl.**  
USPC ..... **D12/91**

(58) **Field of Classification Search**  
USPC ..... D12/86, 90-92, 88; D21/421, 433, 434;  
296/181.1, 181.5  
CPC ..... B62D 35/00; B62D 25/00; B62D 25/06;  
B62D 33/00  
See application file for complete search history.

(56) **References Cited**

**U.S. PATENT DOCUMENTS**

D686,532 S \* 7/2013 Lamm ..... D12/91  
D731,923 S \* 6/2015 Tanaka ..... D12/91

D736,119 S \* 8/2015 Kaoud ..... D12/91  
D741,224 S \* 10/2015 Rugar ..... D12/91  
D741,752 S \* 10/2015 Messale ..... D12/91  
D776,007 S \* 1/2017 An ..... D12/91  
D788,643 S \* 6/2017 Bucher ..... D12/91

**FOREIGN PATENT DOCUMENTS**

DE 402012100598.7 8/2012  
DE 402016101399.9 1/2017  
DE 402017100183.7 4/2017

\* cited by examiner

*Primary Examiner* — Melody N Brown

(74) *Attorney, Agent, or Firm* — James Dottavio

(57) **CLAIM**

The ornamental design for a vehicle exterior, as shown and described.

**DESCRIPTION**

FIG. 1 is a top, front and left side perspective view of a vehicle exterior showing our new design; FIG. 2 is a top, rear and left side perspective view thereof; FIG. 3 is a front elevational view thereof; FIG. 4 is a rear elevational view thereof; FIG. 5 is a left side elevational view thereof; FIG. 6 is a right side elevational view thereof; and, FIG. 7 is a top plan view thereof.

The bottom left side of the vehicle front upper grille within broken lines and lighter gray scale in FIGS. 1 and 3 depict environmental subject matter only, and forms no part of the claimed design.

**1 Claim, 7 Drawing Sheets**

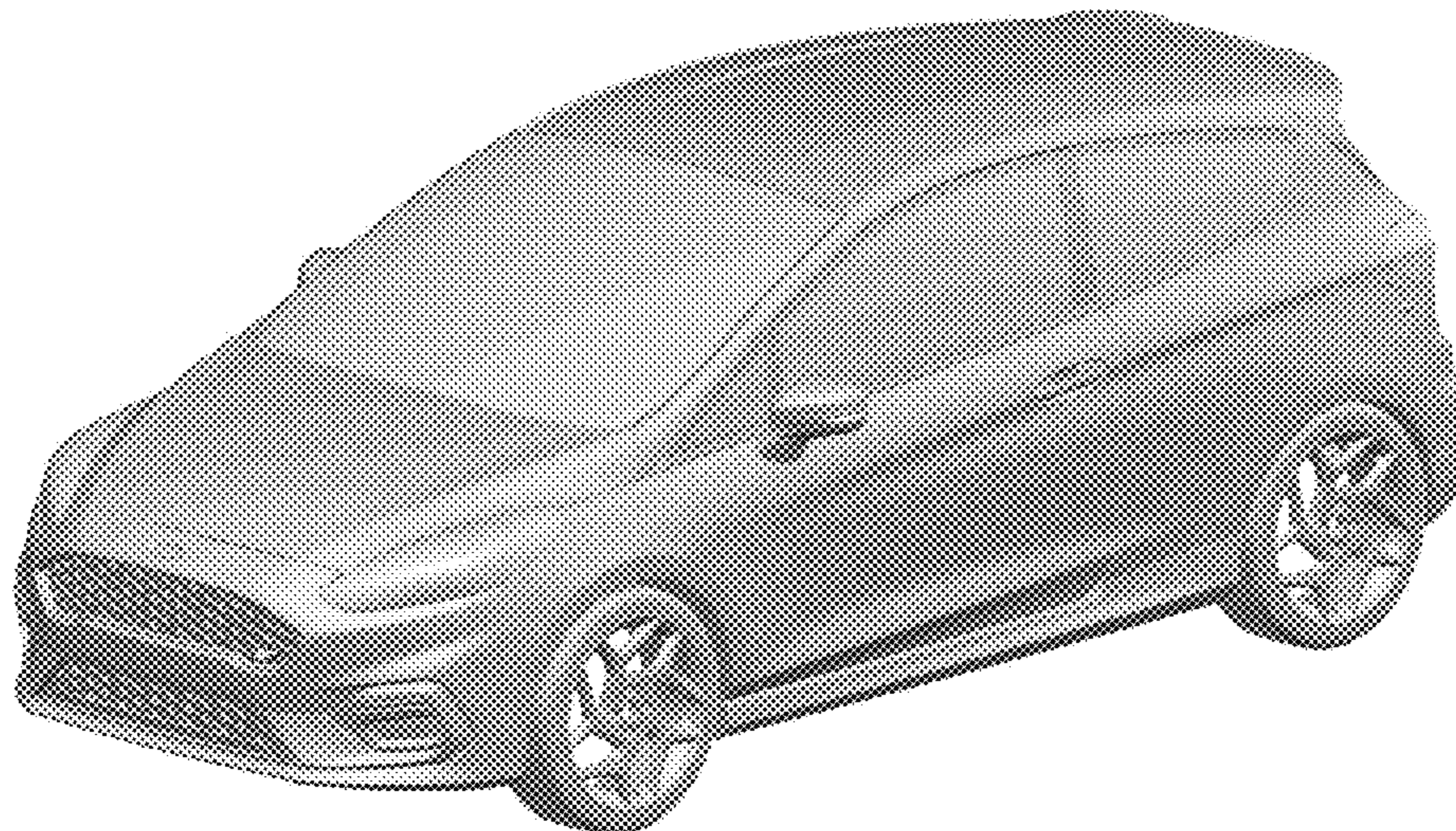






Figure 1



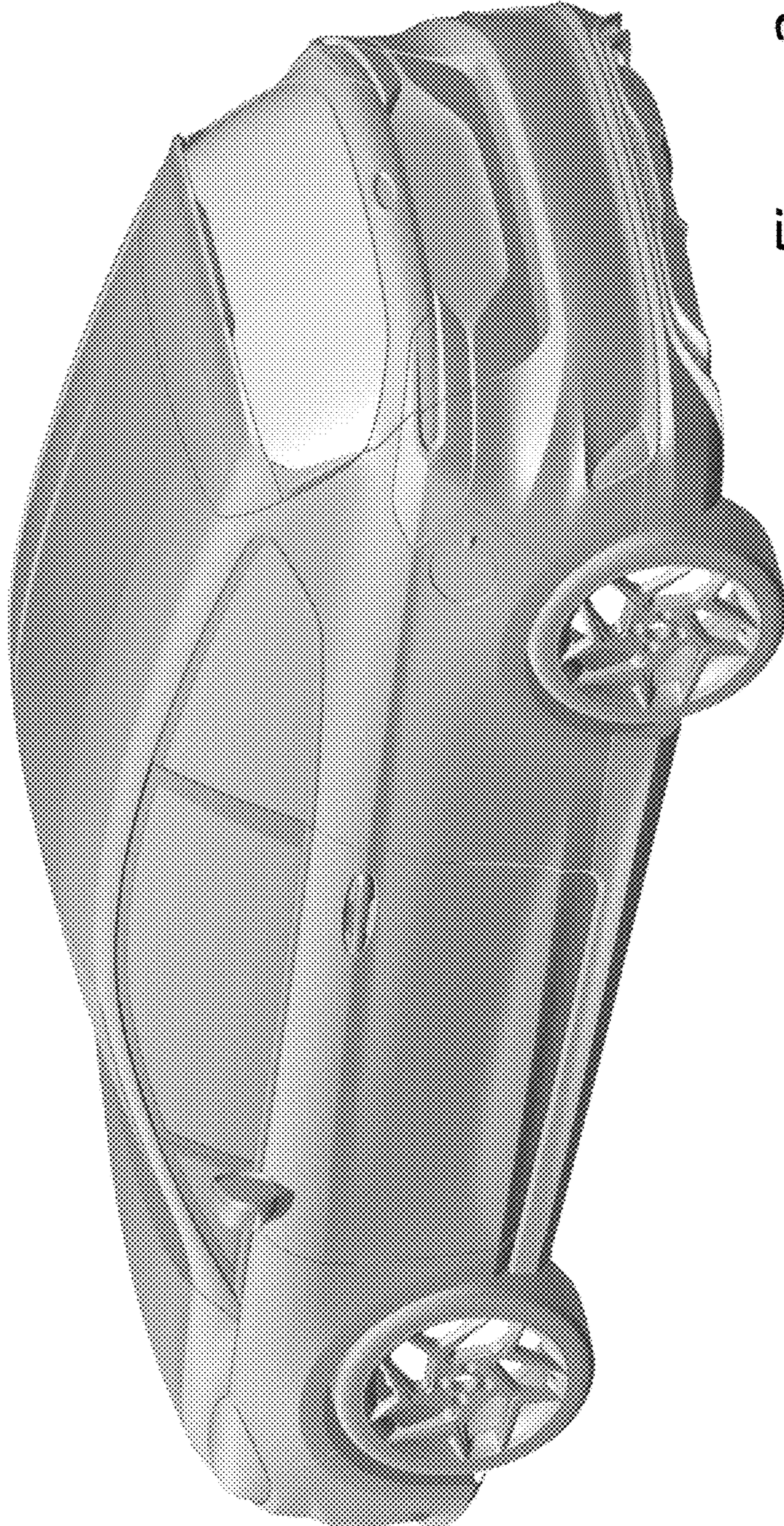


Figure 2






Figure 3




Figure 4





Figure 5






Figure 6





Figure 7