



US00D832130S

(12) **United States Design Patent** (10) **Patent No.:** **US D832,130 S**
Bostic (45) **Date of Patent:** **** Oct. 30, 2018**

(54) **CHARM BRACELET**
(71) Applicant: **Tanisha Dechell Bostic**, West Bloomfield, MI (US)
(72) Inventor: **Tanisha Dechell Bostic**, West Bloomfield, MI (US)
(**) Term: **15 Years**
(21) Appl. No.: **29/601,182**
(22) Filed: **Apr. 19, 2017**
(51) **LOC (11) Cl.** **11-01**
(52) **U.S. Cl.**
USPC **D11/4**
(58) **Field of Classification Search**
USPC D11/1-45, 77, 91, 92; D14/344
CPC A44C 5/00; A44C 5/0007; A44C 5/0015; A44C 5/0023; A44C 5/003; A44C 5/0038; A44C 5/0046; A44C 5/0053; A44C 5/0061; A44C 5/0069; A44C 5/0084; A44C 5/0092; A44C 5/02; A44C 5/022; A44C 5/025; A44C 5/027; A44C 5/04; A44C 5/06; A44C 5/08; A44C 5/10; A44C 5/12; A44C 13/00; A44C 7/00; A44C 7/001; A44C 7/002; A44C 7/003; A44C 9/00; A44C 9/0007; A44C 9/0015; A44C 9/02
See application file for complete search history.

(56) **References Cited**
U.S. PATENT DOCUMENTS
D203,551 S * 1/1966 Tranfield 63/15
D262,527 S * 1/1982 Goldberg D11/2
D291,423 S * 8/1987 Lajoie D11/26
5,412,956 A * 5/1995 Levy A44C 9/02
63/15.65
D404,333 S * 1/1999 Perrin D11/26
D404,335 S * 1/1999 Perrin D11/26
D405,381 S * 2/1999 Perrin D11/4

D413,531 S * 9/1999 Philippe D11/3
6,116,053 A * 9/2000 Siebenberg A44C 9/00
63/15
D442,509 S * 5/2001 Yamanaka D11/26
D563,818 S * 3/2008 Varon D11/3
D608,236 S * 1/2010 Akdemir D11/26
D688,585 S * 8/2013 Ohnemus D11/3
D714,179 S * 9/2014 Park D11/3
D721,609 S * 1/2015 Duddy D11/3
D726,572 S * 4/2015 Walters D11/3
D733,604 S * 7/2015 Tan D11/3
D741,211 S * 10/2015 Kahn D11/3
D750,069 S * 2/2016 Magi D14/344
D750,070 S * 2/2016 Magi D14/344
D753,108 S * 4/2016 Kuwabara D11/26
9,345,290 B2 * 5/2016 Chang A44C 5/0007
D758,908 S * 6/2016 Waud A44C 5/0007
D11/3

(Continued)

Primary Examiner — Cynthia Ramirez
Assistant Examiner — L. Martinez-Rivera
(74) *Attorney, Agent, or Firm* — Keeley DeAngelo LLP;
W Scott Keeley

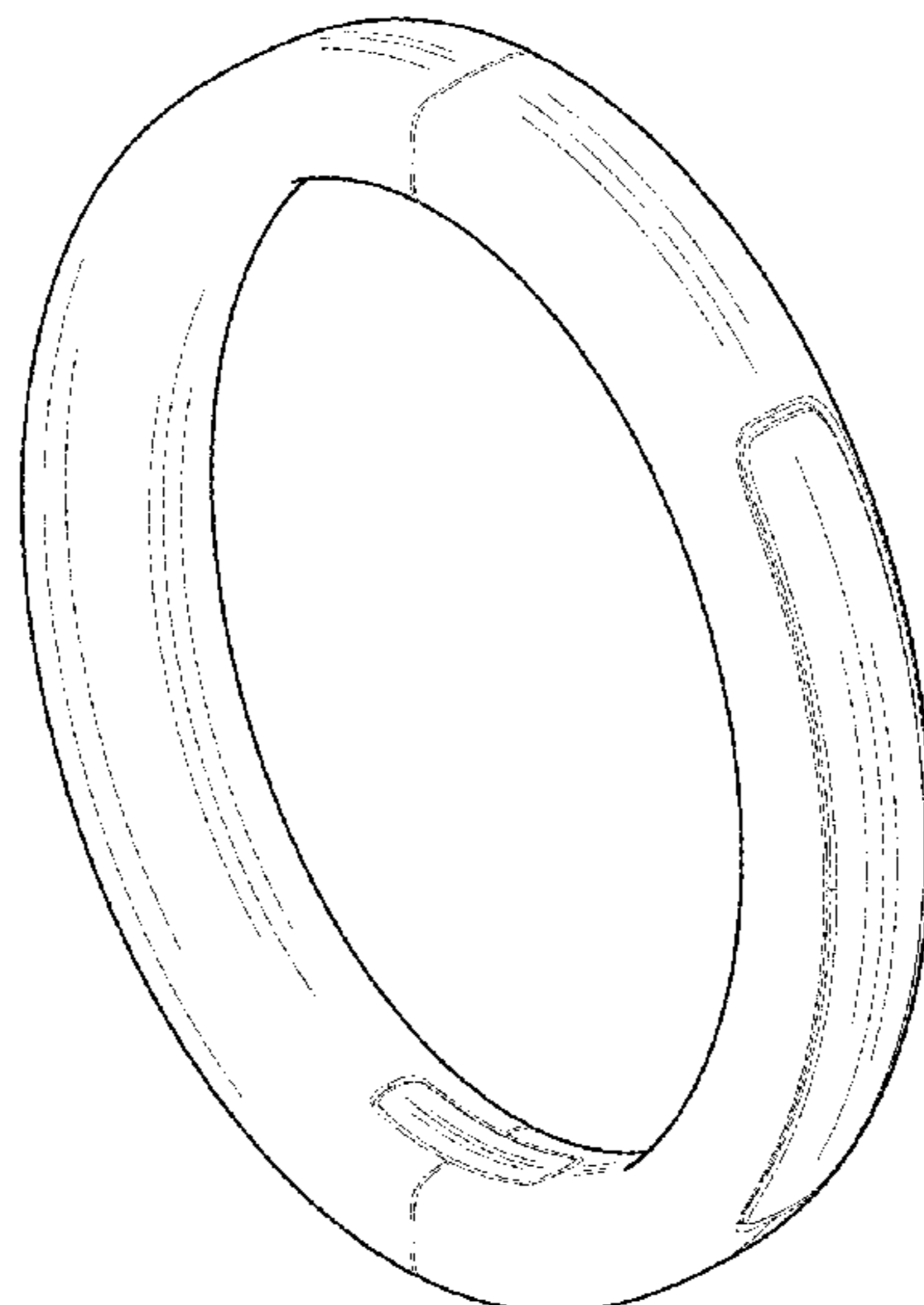
(57) **CLAIM**

The ornamental design for a charm bracelet, as shown and described.

DESCRIPTION

FIG. 1 is a front right perspective view of a charm bracelet showing my new design;
FIG. 2 is a rear right perspective view thereof;
FIG. 3 is a front right exploded view thereof;
FIG. 4 is a front side view thereof;
FIG. 5 is a right side view thereof;
FIG. 6 is a rear side view thereof;
FIG. 7 is a left side view thereof;
FIG. 8 is a top plan view thereof; and,
FIG. 9 is a bottom plan view thereof.
The broken lines in the drawings depict portions of the charm bracelet that form no part of the claimed design.

1 Claim, 9 Drawing Sheets



(56)

References Cited

U.S. PATENT DOCUMENTS

D779,994 S * 2/2017 Roberts D11/3
D779,995 S * 2/2017 Roberts D11/3
D788,627 S * 6/2017 Park D11/5
D791,764 S * 7/2017 von Badinski D14/344
D791,765 S * 7/2017 von Badinski D14/344
D798,293 S * 9/2017 Park D14/344
D799,477 S * 10/2017 Lee D14/344
D804,471 S * 12/2017 von Badinski D14/344
D805,418 S * 12/2017 Lowe D11/3
D808,847 S * 1/2018 Warren D11/26
2005/0066563 A1 * 3/2005 Juhan G09F 3/005
40/633
2016/0202730 A1 * 7/2016 Chen A44C 5/0007
361/679.03
2016/0312992 A1 * 10/2016 Carriere A44C 5/0007
2018/0025605 A1 * 1/2018 Thomas A44C 5/0015
455/90.1

* cited by examiner

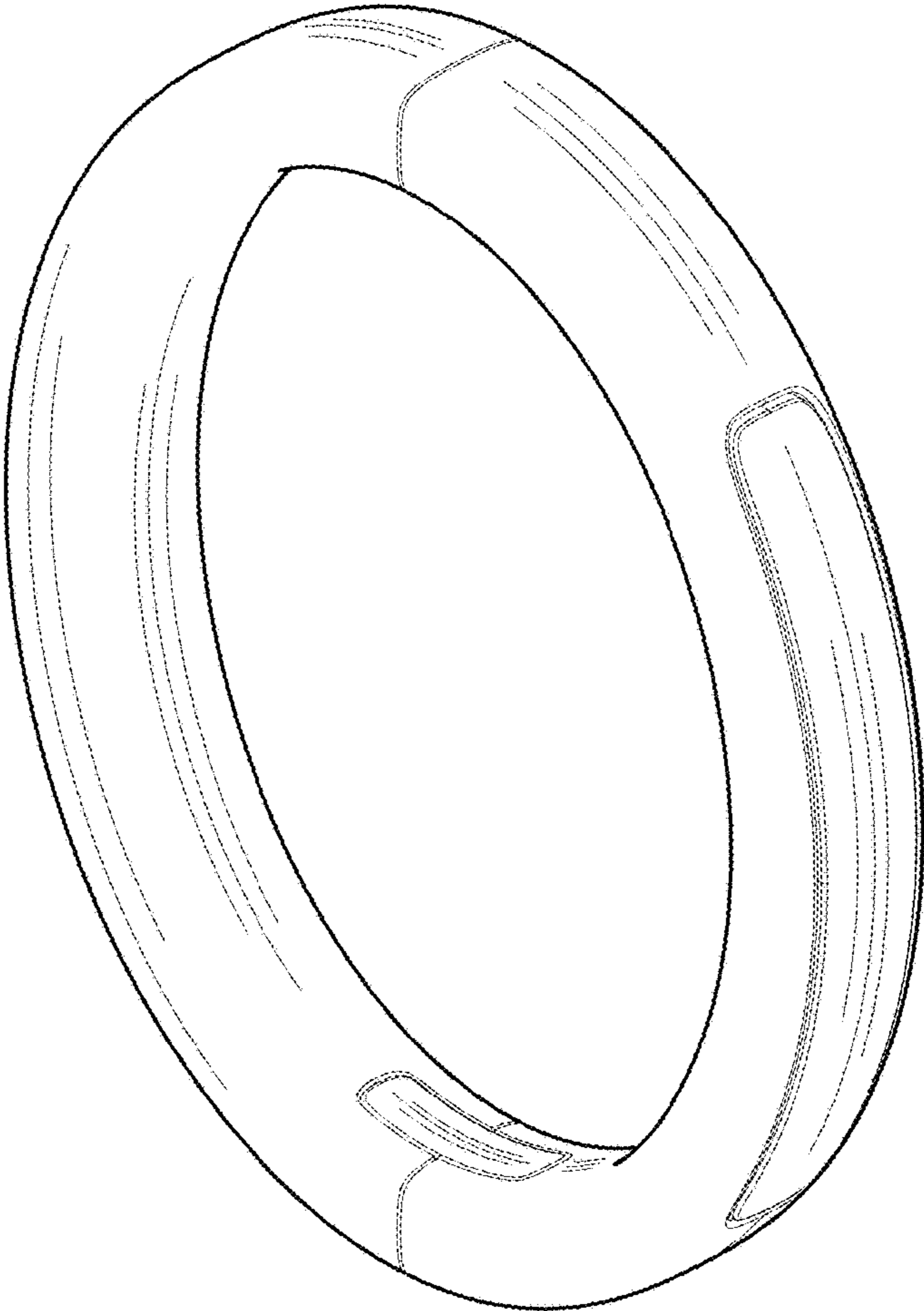


FIG. 1

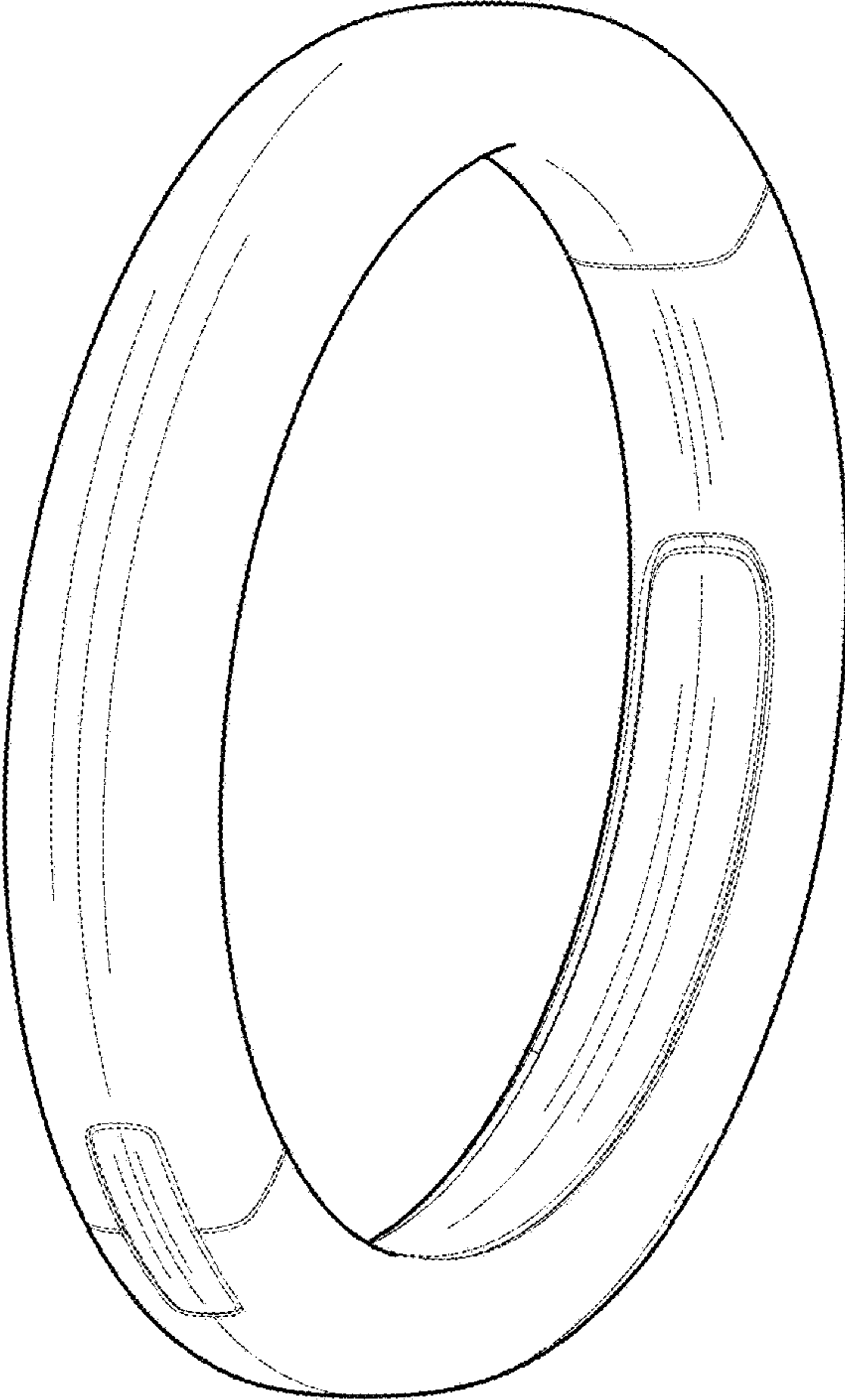


FIG. 2

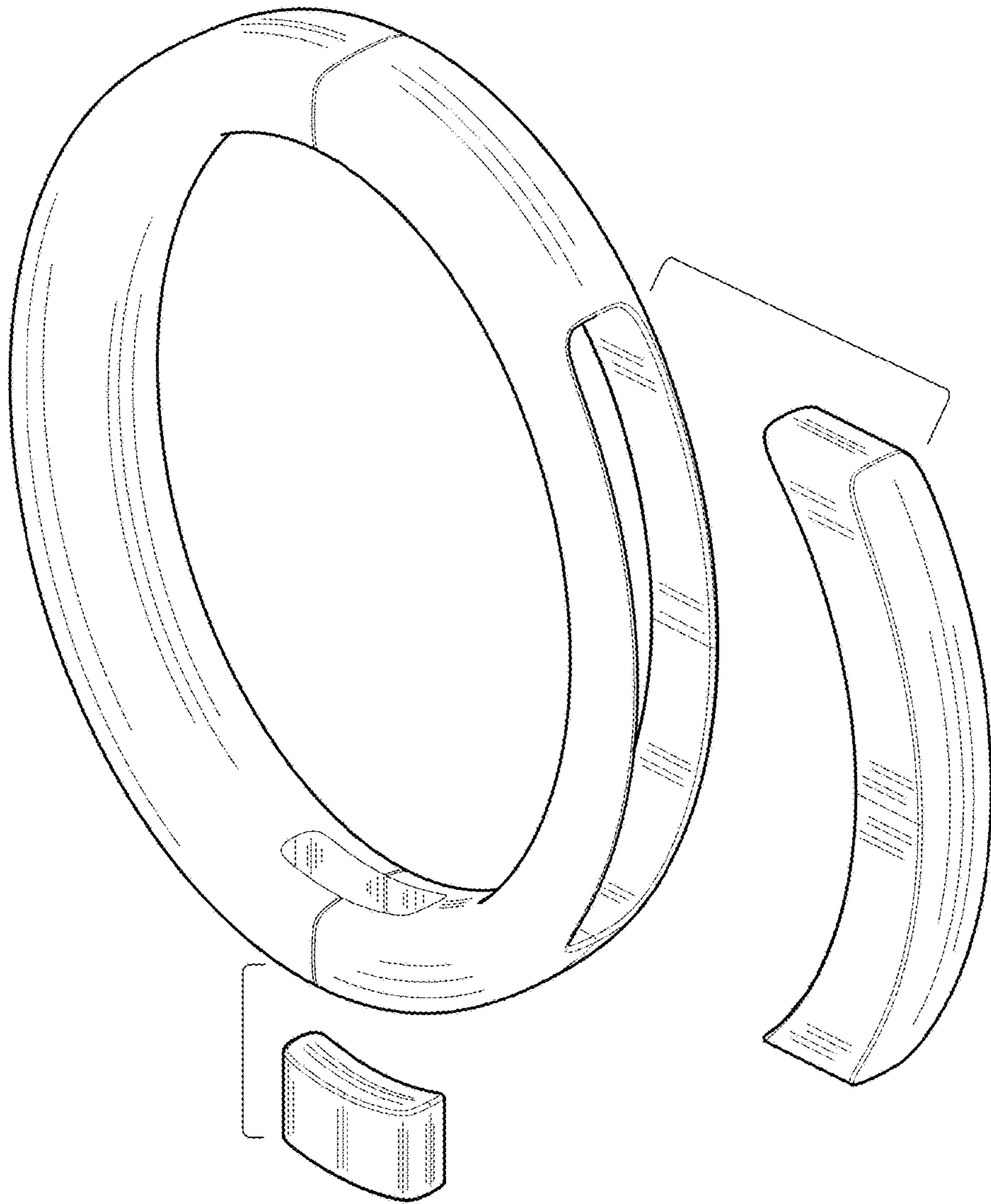


FIG. 3




FIG. 4

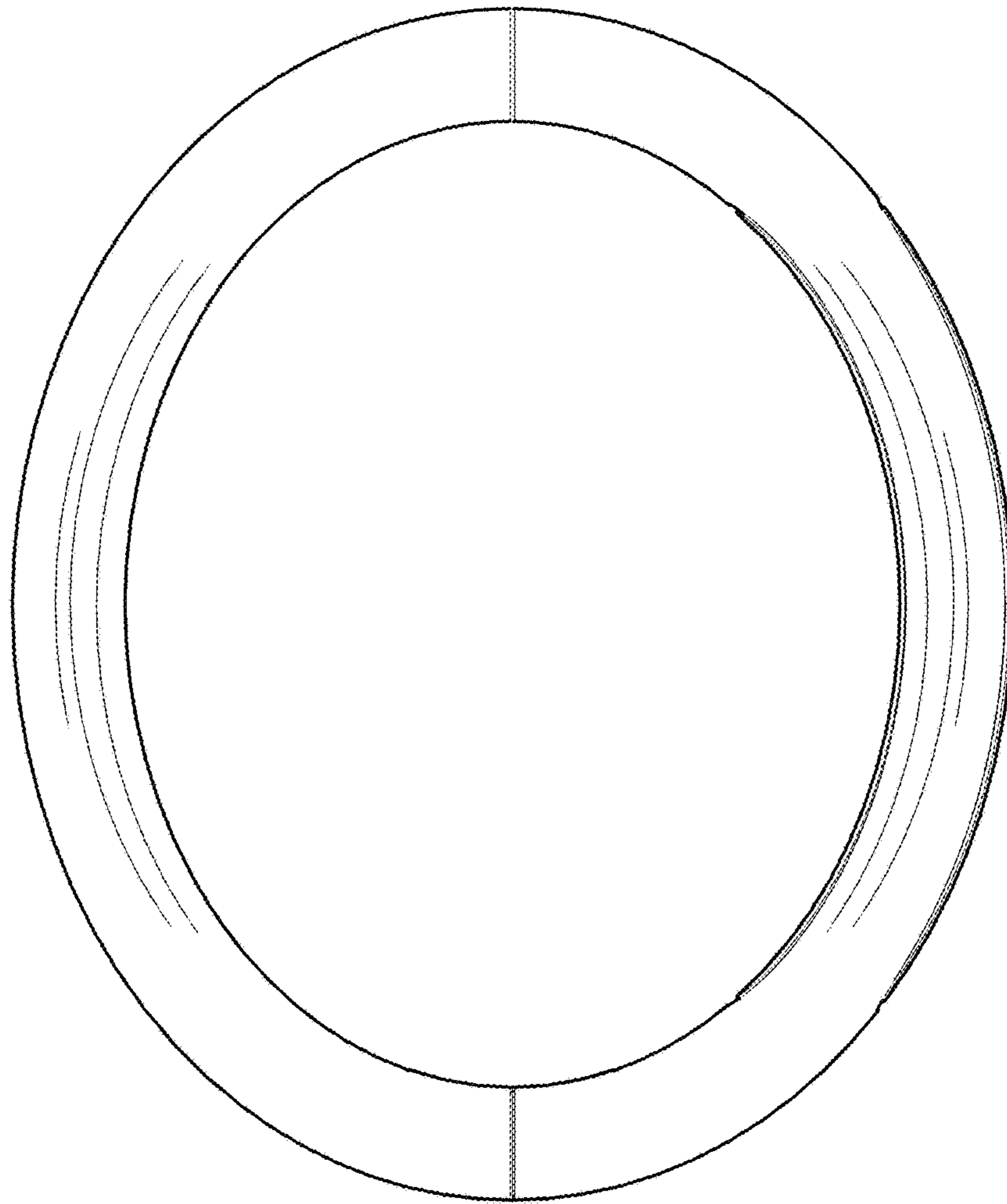


FIG. 5

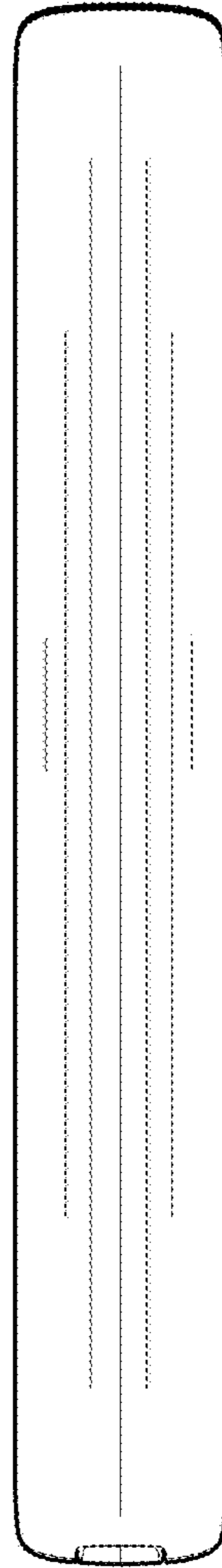


FIG. 6

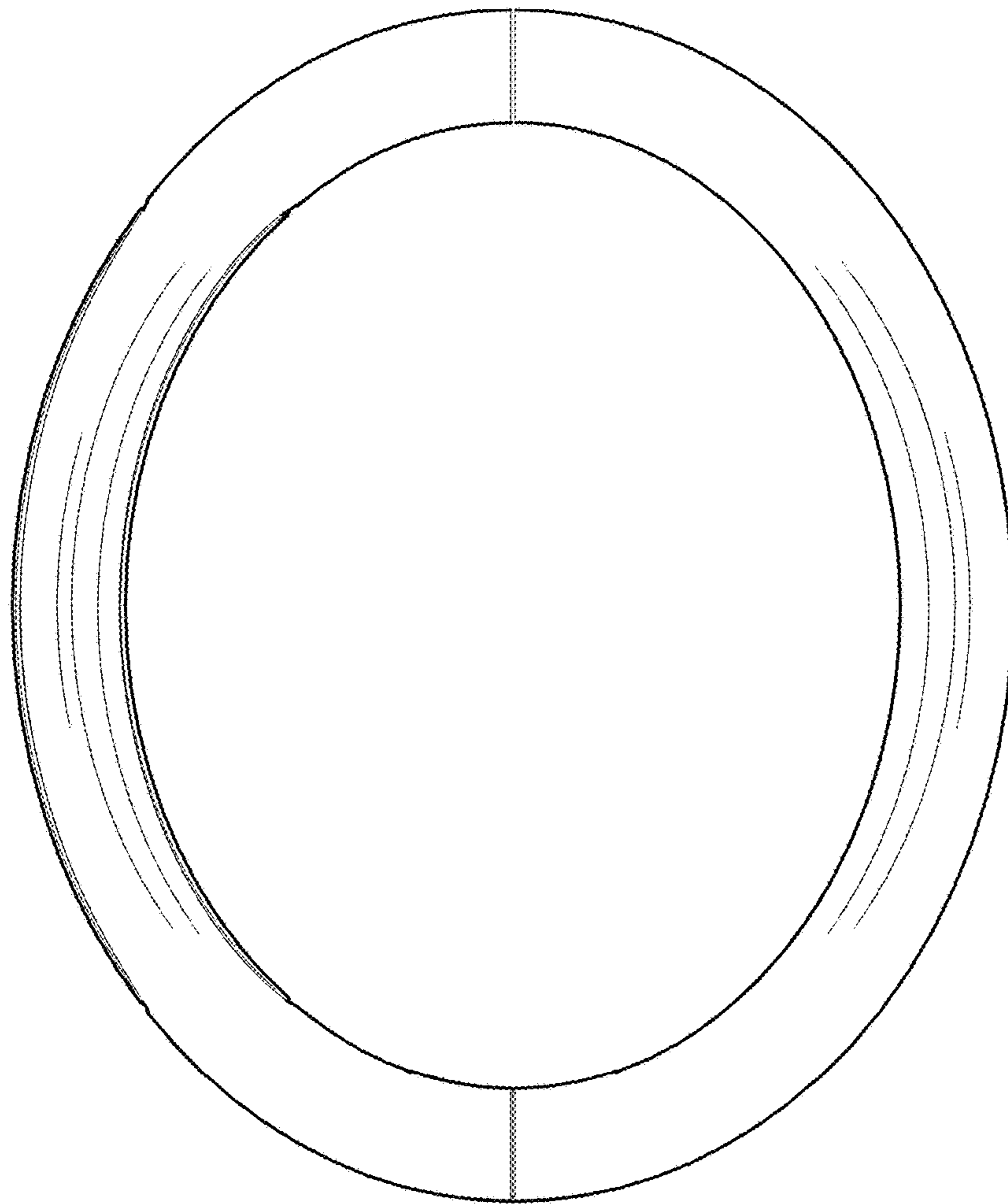


FIG. 7

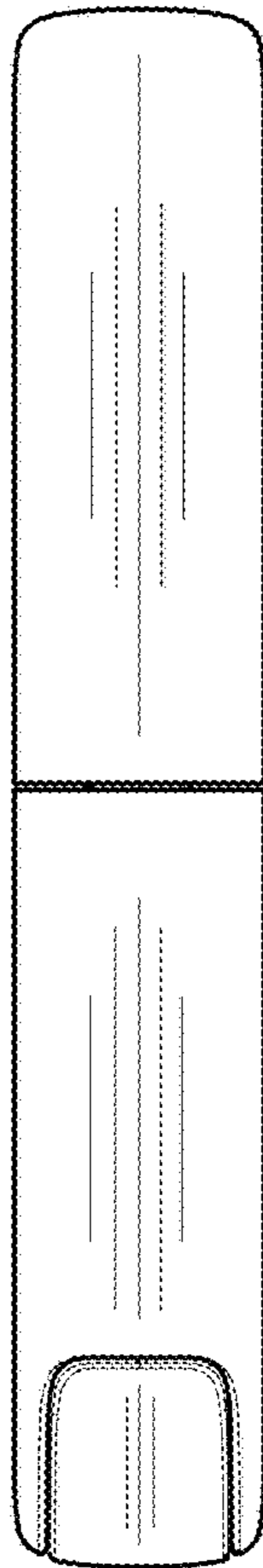


FIG. 8

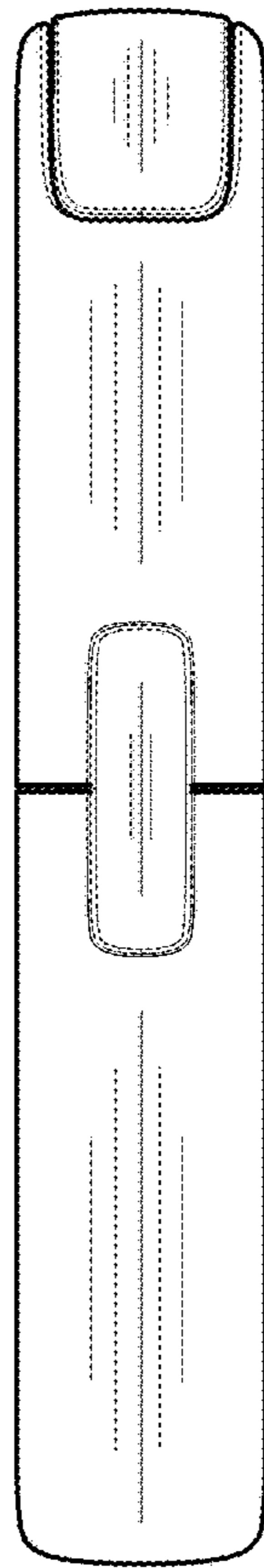


FIG. 9