



US00D832128S

(12) **United States Design Patent** (10) **Patent No.:** **US D832,128 S**
Grois (45) **Date of Patent:** **** *Oct. 30, 2018**

(54) **COMBINED DISPLAY APPARATUS AND PENDANT**

Primary Examiner — Cynthia Ramirez
Assistant Examiner — L. Martinez-Rivera

(71) Applicant: **Dan Grois**, Beer-Sheva (IL)

(57) **CLAIM**

(72) Inventor: **Dan Grois**, Beer-Sheva (IL)

The ornamental design for a combined display apparatus and pendant, as shown and described.

(*) Notice: This patent is subject to a terminal disclaimer.

DESCRIPTION

(**) Term: **15 Years**

FIG. 1 is a front perspective view of a combined display apparatus and pendant showing my new design;
FIG. 2 is a front elevation view thereof;
FIG. 3 is a rear elevation view thereof;
FIG. 4 is a rear perspective view thereof;
FIG. 5 is a left-side elevation view thereof, the right-side elevation view being a mirror image thereof;
FIG. 6 is a top plan view thereof;
FIG. 7 is a bottom plan view thereof;
FIG. 8 is a front perspective view of a combined display apparatus and pendant showing a second embodiment of my new design;
FIG. 9 is a front elevation view thereof;
FIG. 10 is a rear elevation view of thereof;
FIG. 11 is a rear perspective view thereof;
FIG. 12 is a left-side elevation view of thereof, the right-side elevation view being a mirror image thereof;
FIG. 13 is a top plan view thereof;
FIG. 14 is a bottom plan view thereof;
FIG. 15 is a front perspective view of a combined display apparatus and pendant showing a third embodiment of my new design;
FIG. 16 is a front elevation view thereof;
FIG. 17 is a rear elevation view thereof;
FIG. 18 is a rear perspective view thereof;
FIG. 19 is a left-side elevation view thereof, the right-side elevation view being a mirror image thereof;
FIG. 20 is a top plan view thereof; and,
FIG. 21 is a bottom plan view thereof.

(21) Appl. No.: **29/569,302**

(22) Filed: **Jun. 25, 2016**

(51) **LOC (11) Cl.** **11-01**

(52) **U.S. Cl.**
USPC **D11/2; D11/79; D14/344**

(58) **Field of Classification Search**
USPC D11/1–18, 26, 40–43, 79–86; D14/344;
D10/65, 70, 97, 98; D24/167, 169, 186,
D24/187

CPC A44C 5/00; A44C 5/0007; A44C 5/0015;
A44C 5/0023; A44C 5/003; A44C
5/0038; A44C 5/0046; A44C 5/0053;
A44C 5/0061; A44C 5/0069; A44C
5/0076; A44C 5/0084; A44C 5/0092;
A44C 5/12; A44C 7/00; A44C 7/002;
A44C 7/004; A44C 7/005; A44C 9/00;
A44C 9/0038; A44C 9/0046; A44C
9/0053; A44C 9/0061; A44C 9/0069;
A44C 9/0084; A44C 9/02; A44C 15/00;
A44C 15/001; A44C 15/0015; A44C
15/002; A44C 15/0025; A44C 15/003;

(Continued)

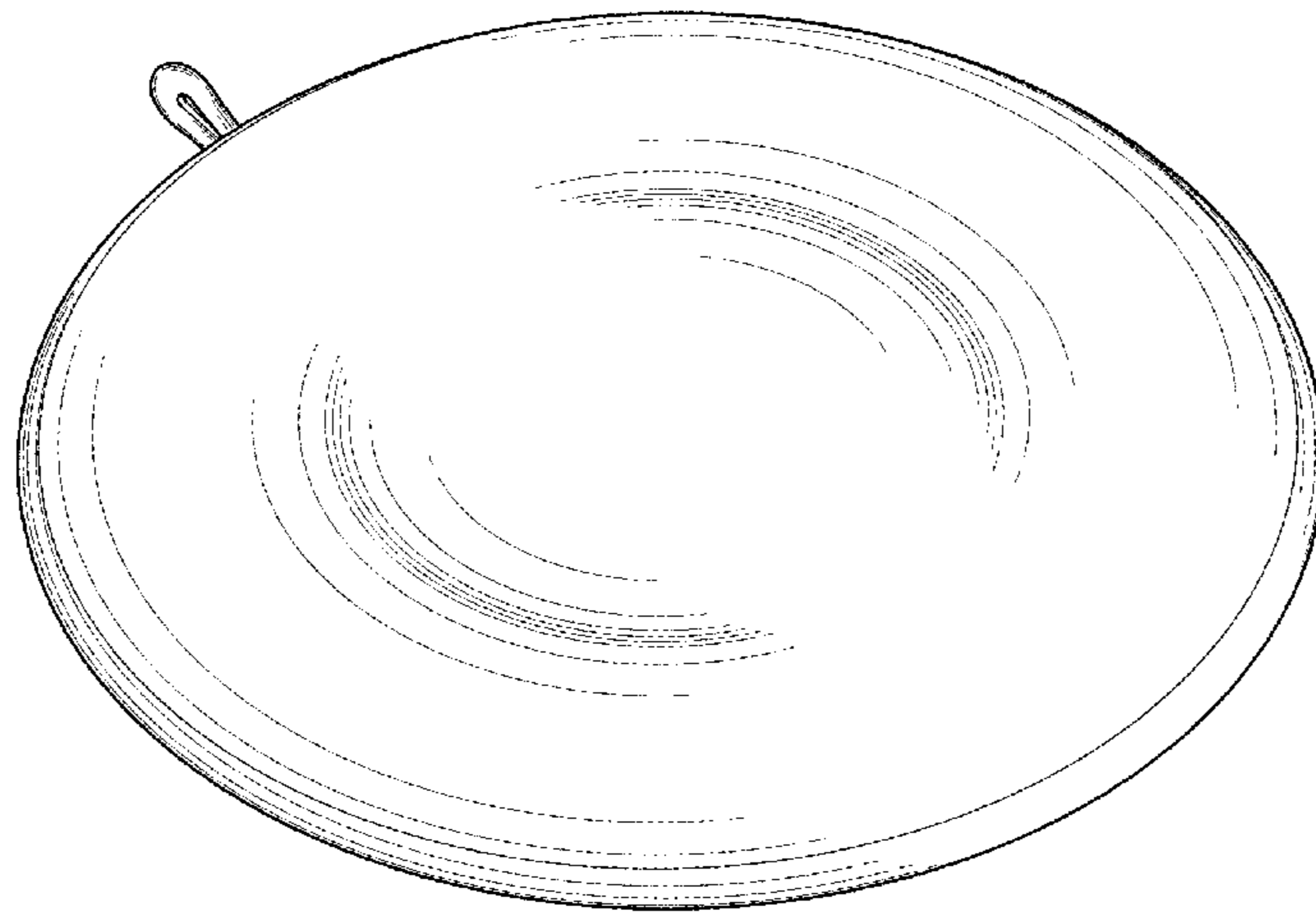
(56) **References Cited**

U.S. PATENT DOCUMENTS

D214,956 S * 8/1969 Alaska D11/82
D238,089 S * 12/1975 Poulin D11/81
D238,090 S * 12/1975 Poulin D11/81

(Continued)

1 Claim, 18 Drawing Sheets



(58) **Field of Classification Search**
 CPC A44C 15/004; A44C 25/00; A44C 25/001;
 G06F 1/163
 See application file for complete search history.

(56) **References Cited**

U.S. PATENT DOCUMENTS

4,101,955 A * 7/1978 DuNah A44C 15/0015
 63/18
 D263,937 S * 4/1982 Gordan D11/7
 4,531,310 A * 7/1985 Acson A44C 15/0015
 40/1.5
 D282,353 S * 1/1986 Wong D11/82
 5,000,780 A * 3/1991 Tokunaga A44C 15/002
 419/26
 6,196,025 B1 * 3/2001 Moshkovitz A44C 25/001
 63/1.11
 D538,196 S * 3/2007 Lee D11/79
 D542,026 S 5/2007 Gotlieb

D543,131 S * 5/2007 Nicoloff D11/79
 D556,269 S * 11/2007 Lee D11/81
 D559,143 S * 1/2008 Walsh D11/14
 D561,631 S * 2/2008 Walsh D11/14
 D563,820 S * 3/2008 Walsh D11/14
 D613,737 S * 4/2010 Ahlstrom D14/344
 D621,399 S * 8/2010 Ahlstrom D14/344
 8,240,868 B1 * 8/2012 Sims A44C 25/001
 63/19
 D712,298 S * 9/2014 Taylor-Cattapan D11/79
 D712,299 S * 9/2014 DiPietro D11/79
 D713,404 S * 9/2014 Green D14/344
 D715,667 S * 10/2014 Shigeno D10/70
 8,955,356 B1 * 2/2015 Smith A44C 25/001
 63/40
 D726,672 S * 4/2015 Olodort D14/344
 D775,981 S * 1/2017 Yu D10/70
 D776,285 S * 1/2017 Dinger D24/186
 D786,724 S * 5/2017 Seagle, Jr. D10/70
 2014/0338397 A1 * 11/2014 Andreini, III A44C 25/002
 63/1.14

* cited by examiner

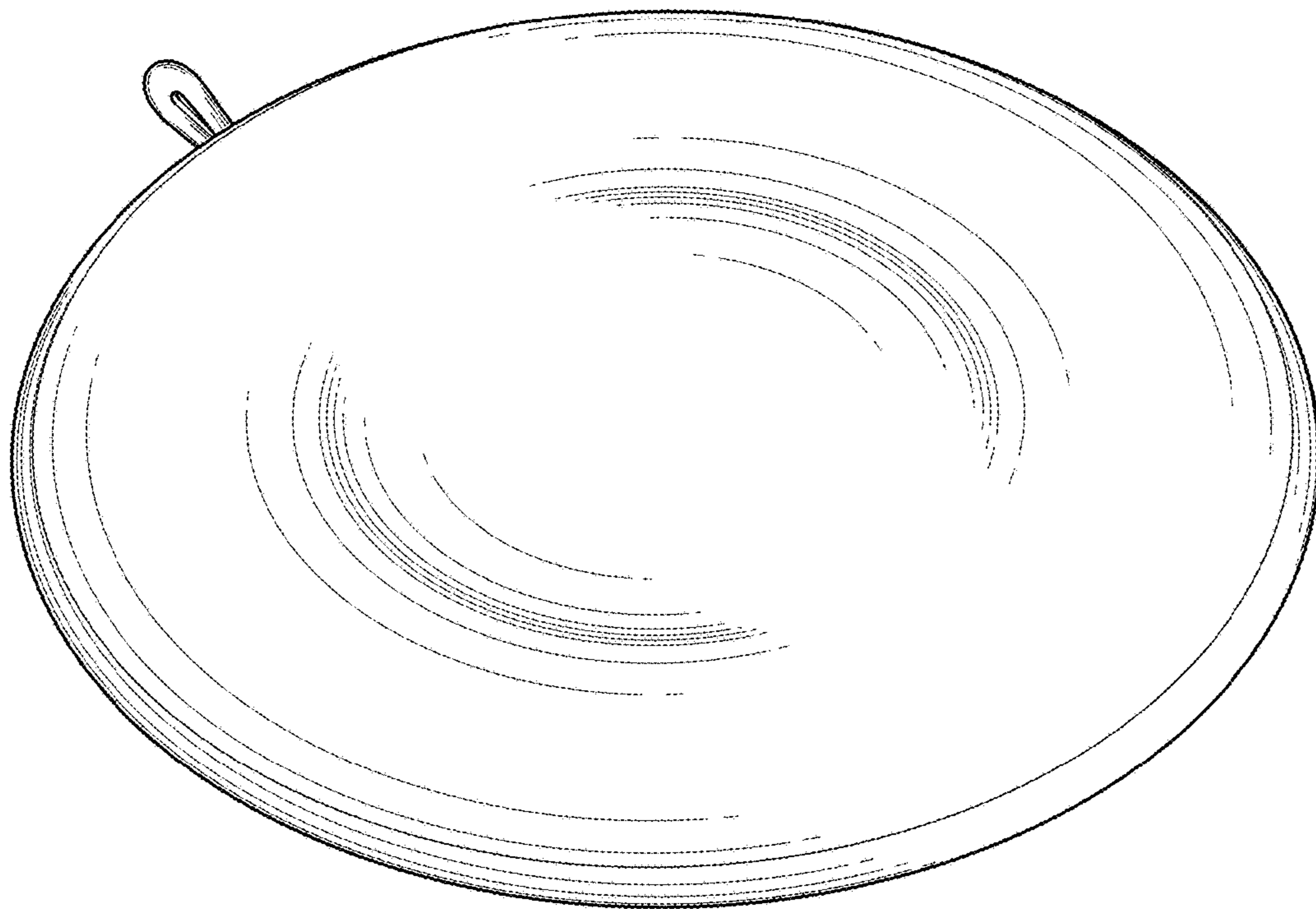


Fig. 1




Fig. 2

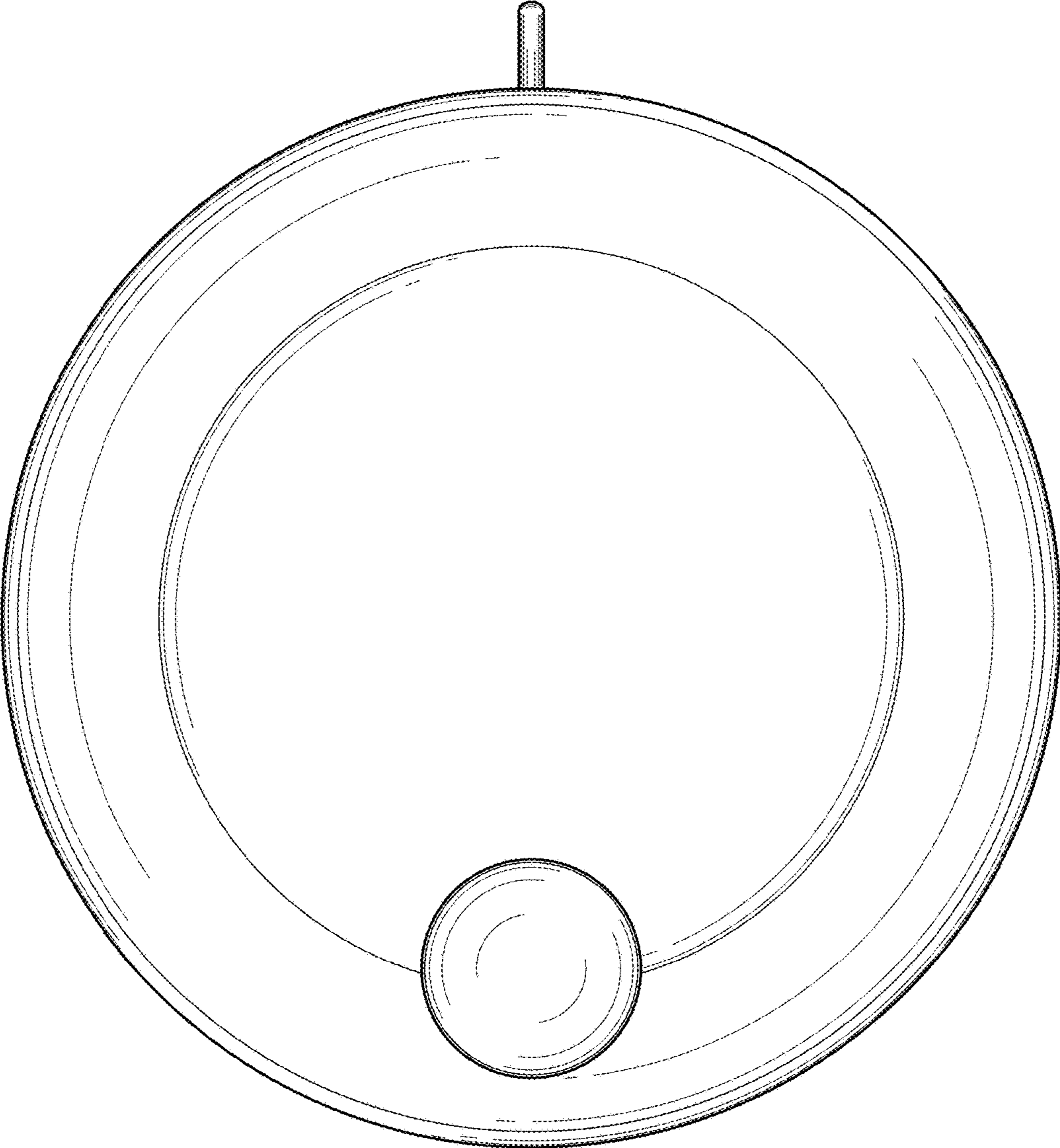


Fig. 3

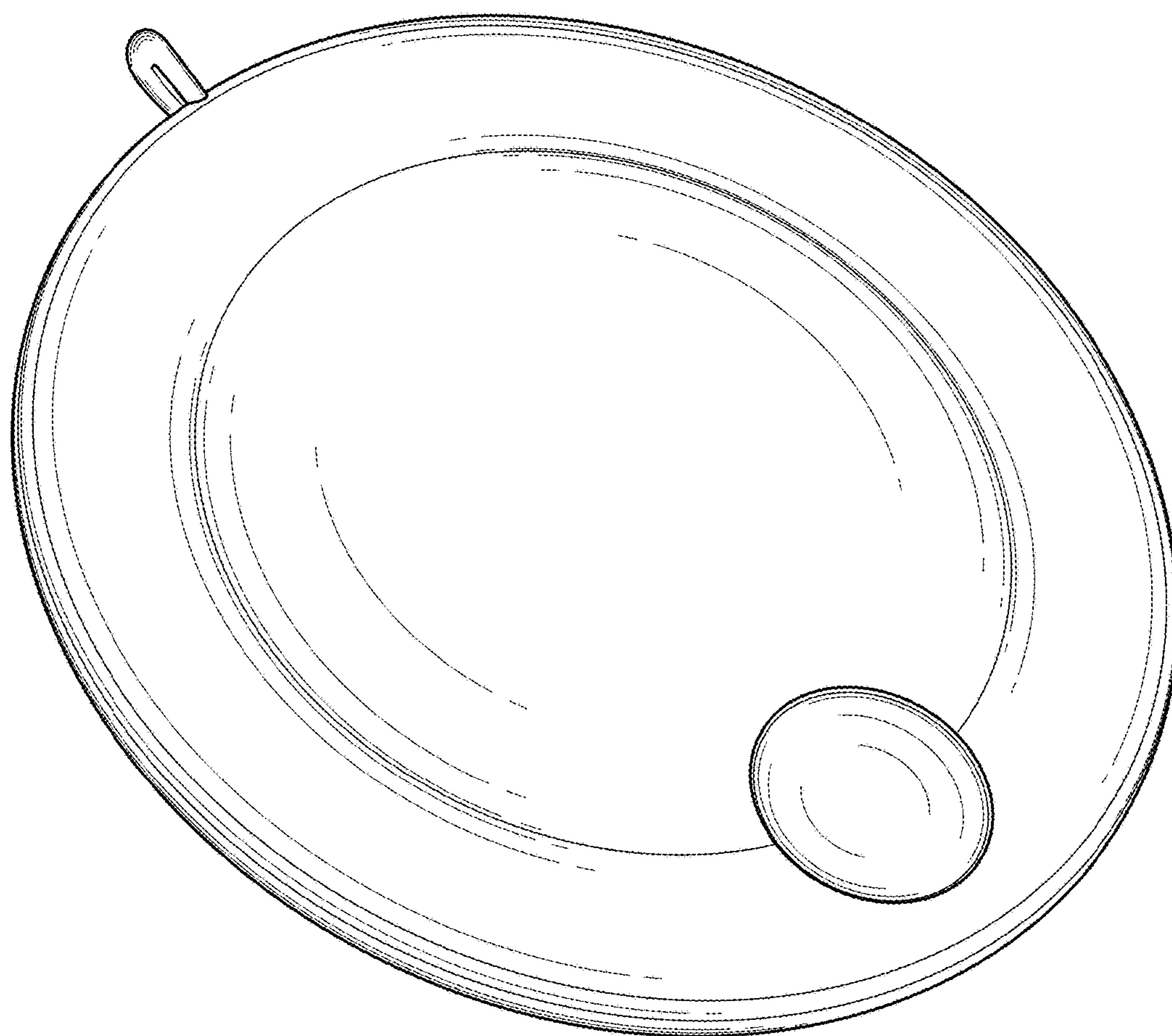


Fig. 4




Fig. 5

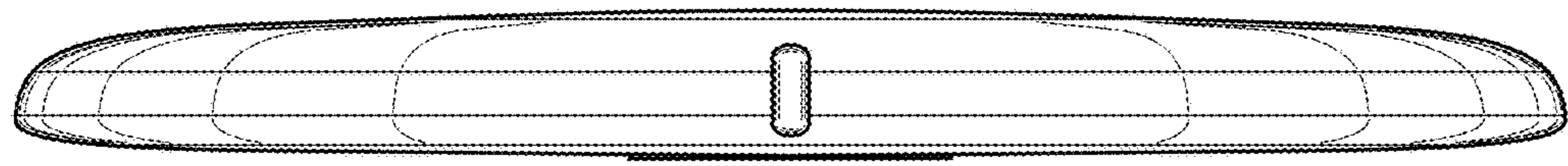


Fig. 6




Fig. 7

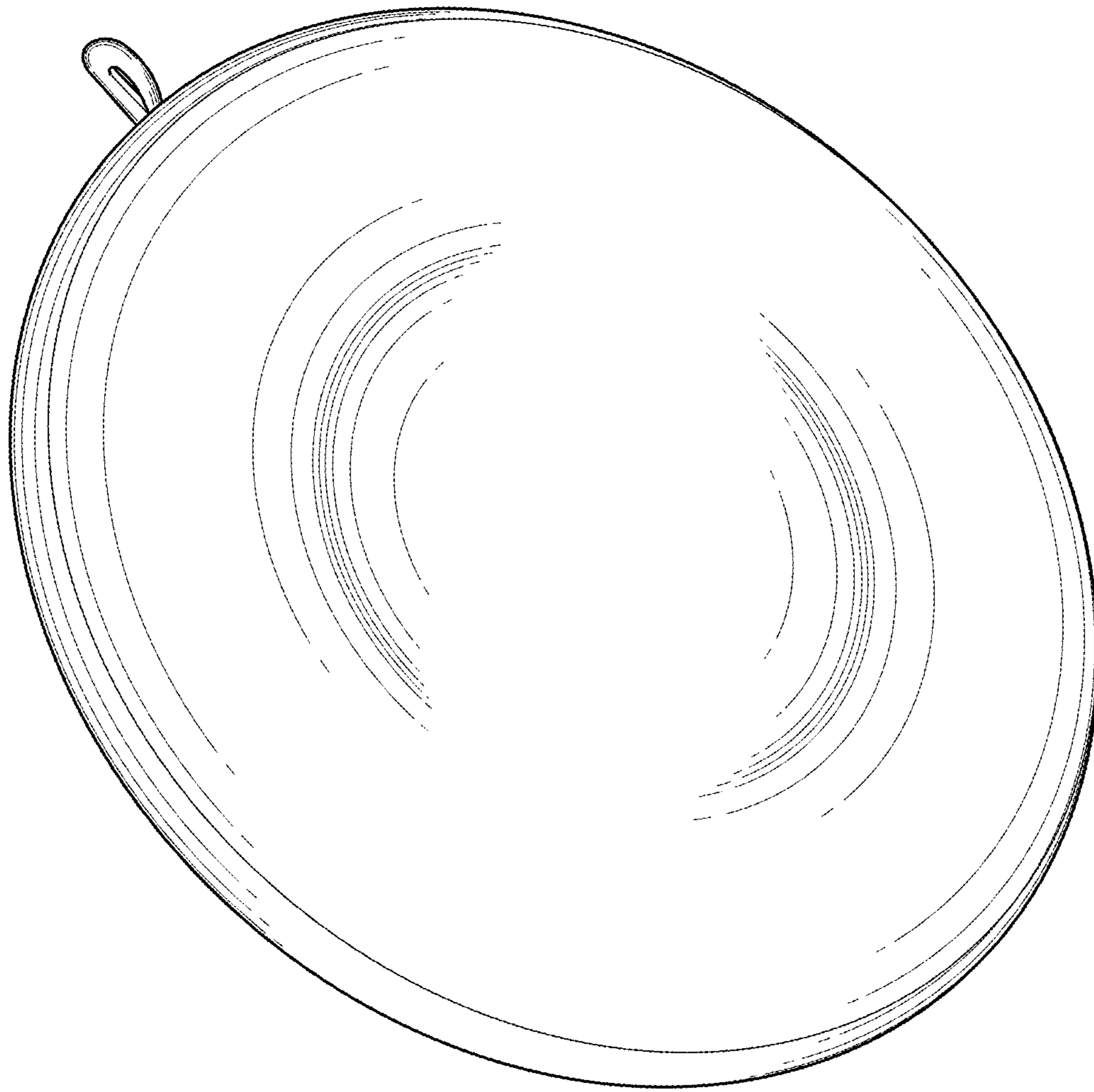


Fig. 8




Fig. 9

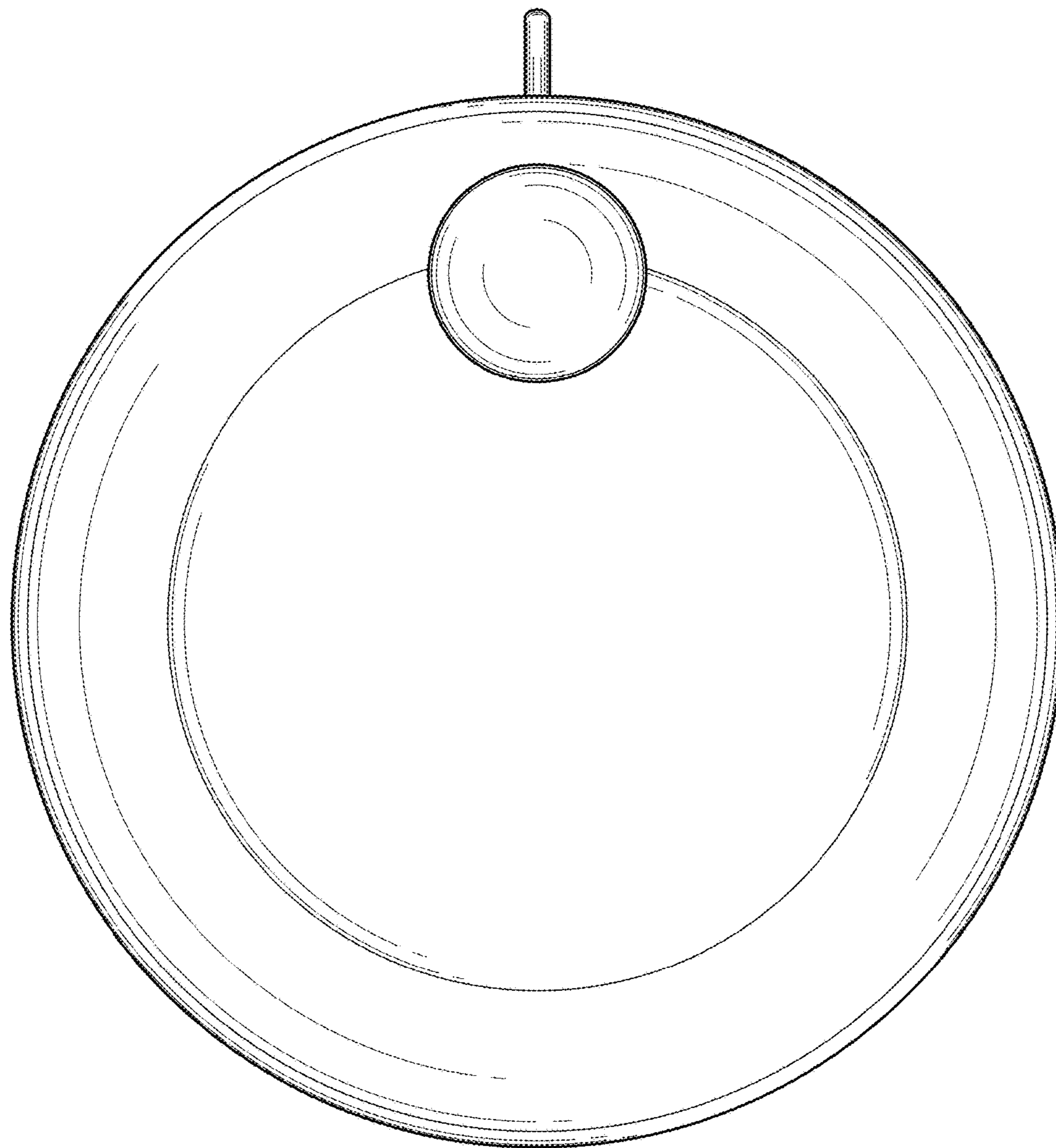


Fig. 10

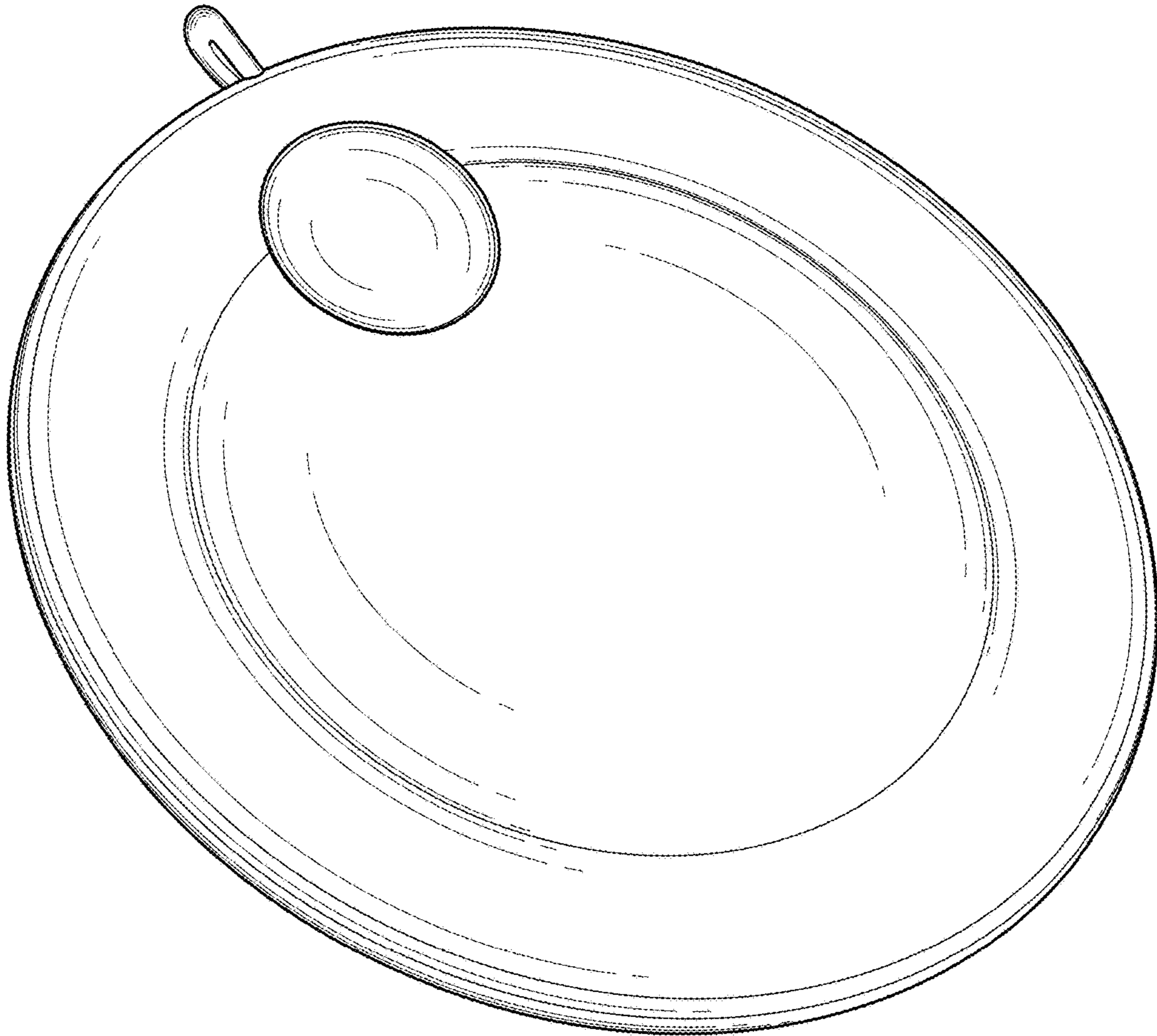


Fig. 11

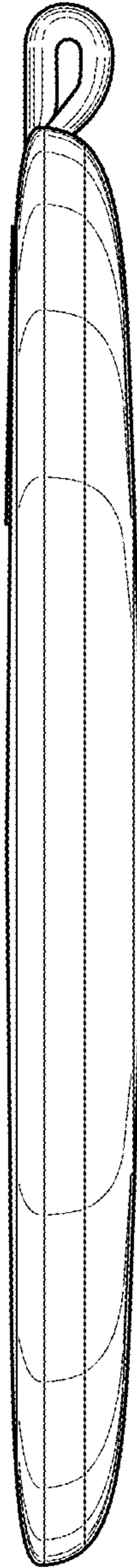


Fig. 12

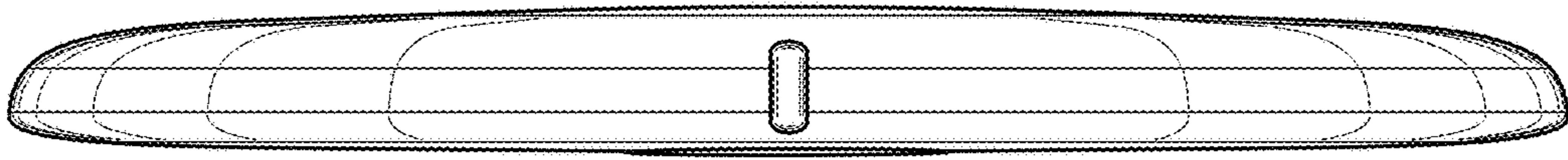


Fig. 13

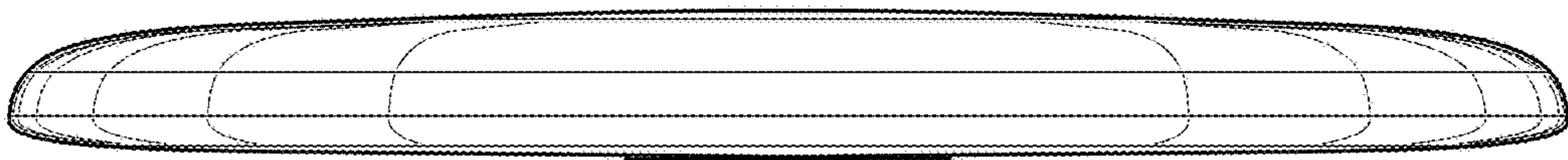


Fig. 14




Fig. 15




Fig. 16

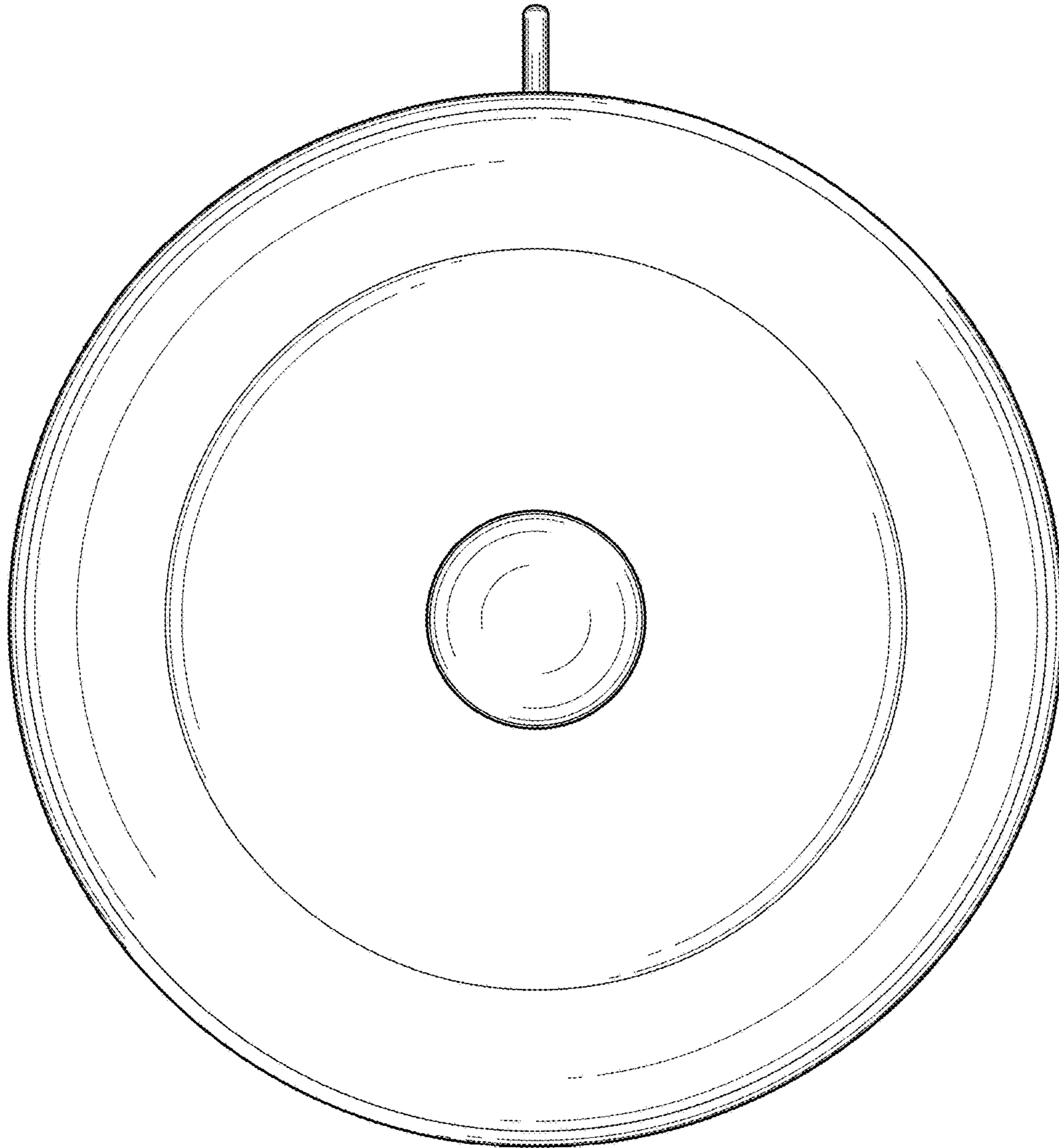


Fig. 17

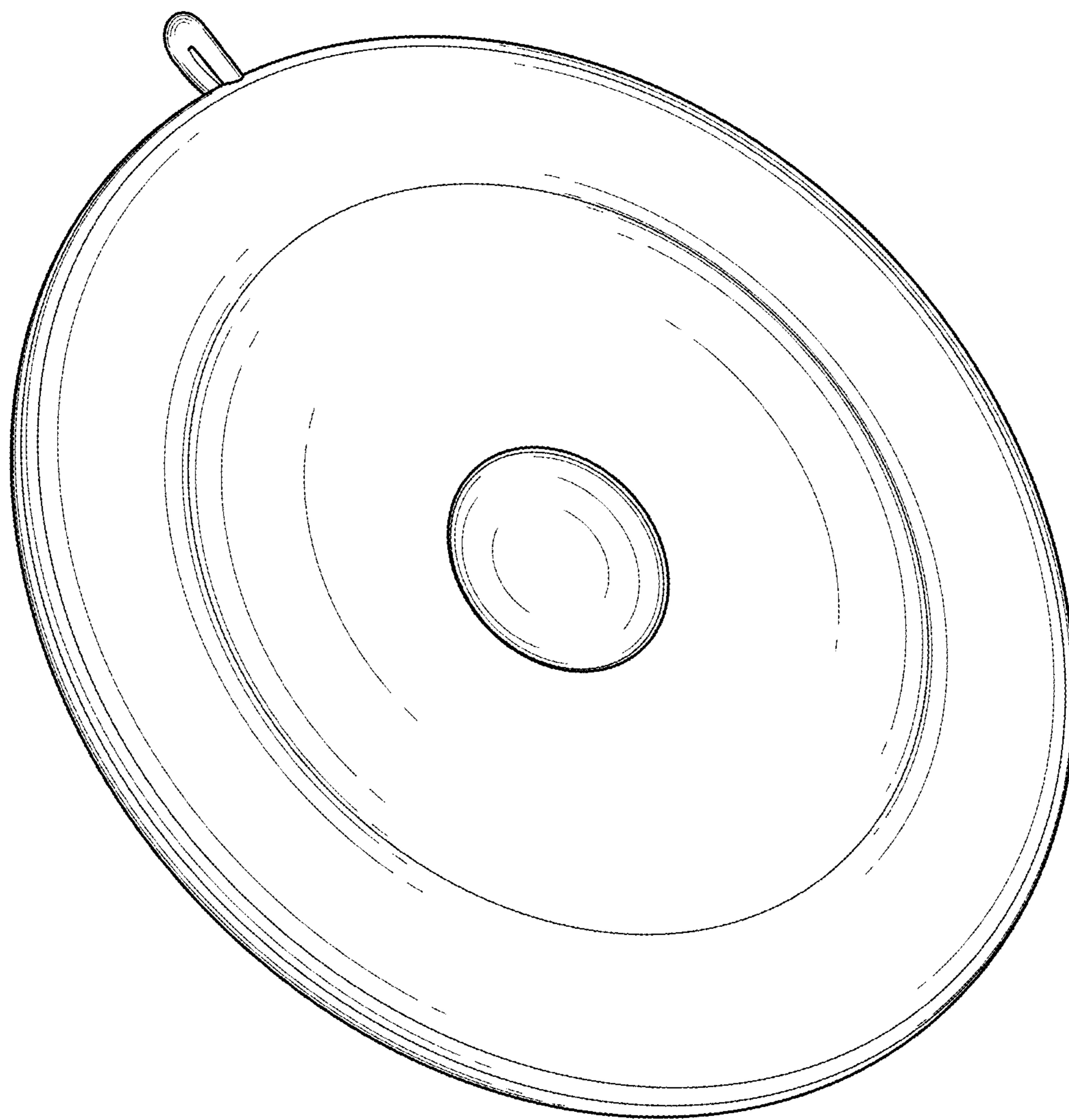


Fig. 18




Fig. 19

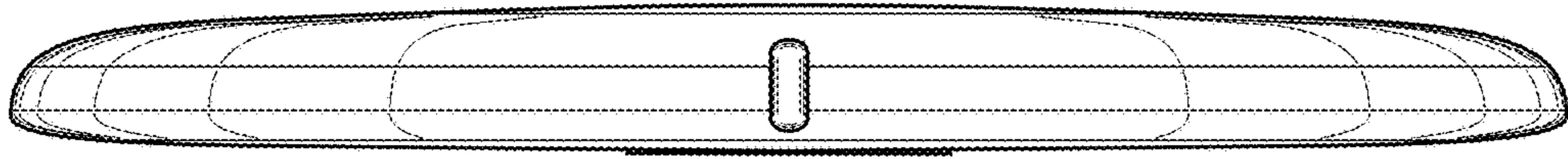


Fig. 20



Fig. 21