



US00D832108S

(12) **United States Design Patent** (10) **Patent No.:** **US D832,108 S**
Clemence et al. (45) **Date of Patent:** **** Oct. 30, 2018**

(54) **CONTAINER**
(71) Applicants: **Josh Clemence**, Covington, IN (US);
Noah Durham, Champaign, IL (US)
(72) Inventors: **Josh Clemence**, Covington, IN (US);
Noah Durham, Champaign, IL (US)
(73) Assignee: **Envirox, L.L.C.**, Danville, IL (US)
(**) Term: **15 Years**
(21) Appl. No.: **29/593,380**
(22) Filed: **Feb. 8, 2017**

D331,195 S 11/1992 Weckman
D335,454 S 5/1993 McLean et al.
D350,484 S 9/1994 Addis et al.
D363,667 S 10/1995 Baratta-Dragono et al.
D366,421 S 1/1996 Best
D387,669 S * 12/1997 Beaver D9/523
D402,553 S 12/1998 Webster et al.
D409,495 S 5/1999 Hartman et al.
D420,918 S 2/2000 Hefter et al.
D430,798 S 9/2000 Stevens et al.
D472,151 S 3/2003 Warren et al.
D475,928 S * 6/2003 Ferguson D9/526
D486,396 S * 2/2004 Stinedurf D9/523
D490,319 S * 5/2004 Wiper D9/528

(Continued)

Related U.S. Application Data

(63) Continuation of application No. 29/519,493, filed on
Mar. 5, 2015, now abandoned.
(51) **LOC (11) Cl.** **09-01**
(52) **U.S. Cl.**
USPC **D9/528**
(58) **Field of Classification Search**
USPC D9/516, 520, 527, 528, 522, 530, 531,
D9/536, 543, 563, 572-574; 215/14, 214,
215/217, 223, 379, 382-385, 396, 398;
220/220, 890; 222/210, 212, 215
CPC B65D 1/0223; B65D 1/0284; B65D 23/10;
B65D 2501/0081; B65D 2203/02
See application file for complete search history.

References Cited

U.S. PATENT DOCUMENTS

D206,828 S * 1/1967 Sewickley D9/531
D244,991 S 7/1977 Weckman et al.
D259,405 S 6/1981 Drummond
D259,541 S 6/1981 Halbeisen et al.
D309,420 S 7/1990 Beaver
D311,136 S 10/1990 Barker et al.
D313,350 S 1/1991 Beaver
D329,816 S 9/1992 Beaver et al.

OTHER PUBLICATIONS

Three Photographs of Container Provided by Applicant in use in the
United States on or before Mar. 1, 2014 (Exhibit A).

Primary Examiner — Derrick E Holland

Assistant Examiner — Janice Patyk

(74) *Attorney, Agent, or Firm* — King & Partners, PLC

(57) **CLAIM**

The ornamental design for a container, as shown and
described.

DESCRIPTION

FIG. 1 is a front perspective view of a container, showing
our new design.

FIG. 2 is a left side view of the container of FIG. 1, and the
right side view being a mirror image.

FIG. 3 is a front view of the container of FIG. 1.

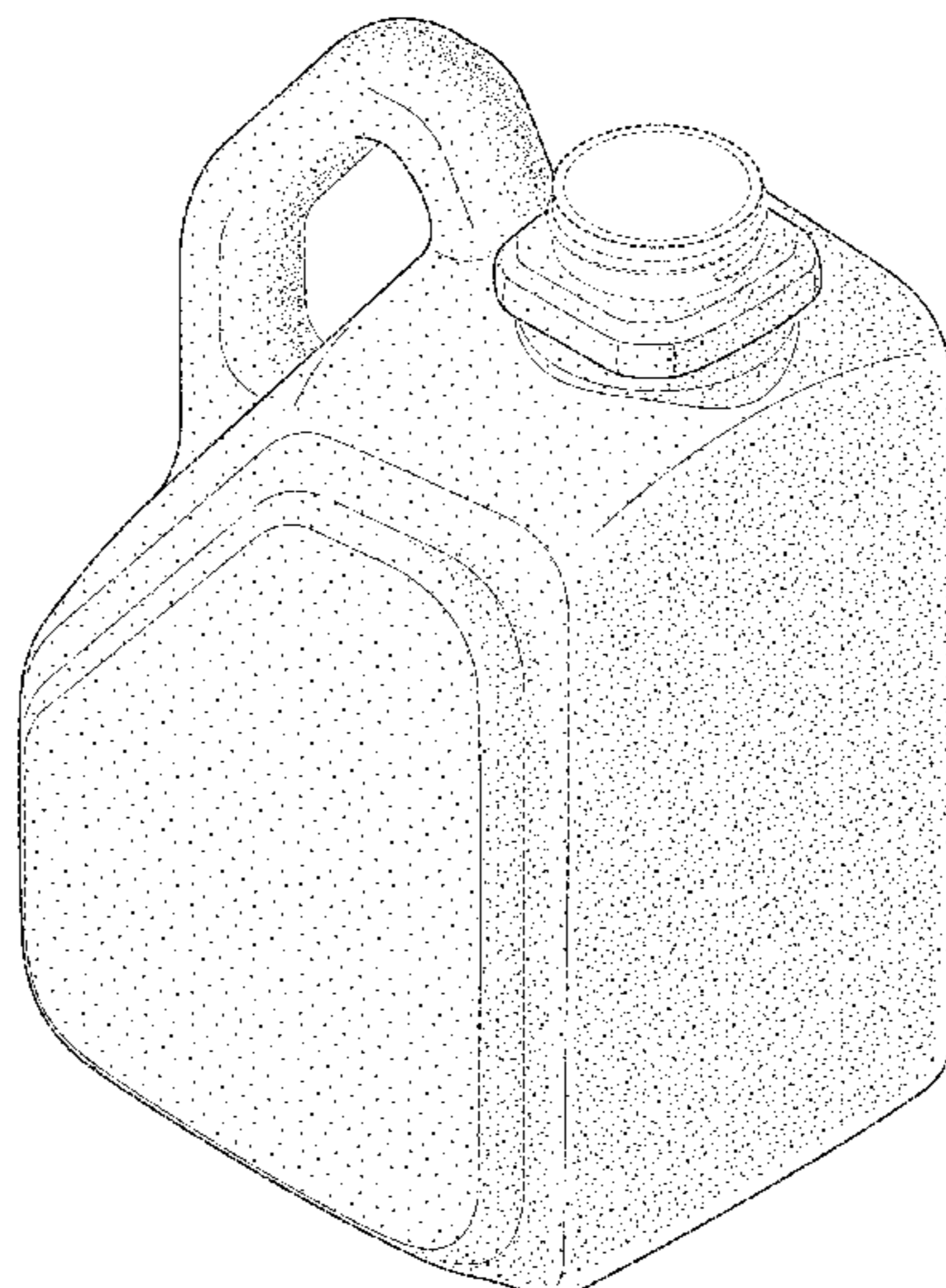
FIG. 4 is a rear view of the container of FIG. 1.

FIG. 5 is a top plan view of the container of FIG. 1; and,

FIG. 6 is a bottom plan view of the container of FIG. 1.

The broken line portions of FIGS. 1-6 are included to show
unclaimed subject matter only and form no part of the
claimed design.

1 Claim, 5 Drawing Sheets



(56)

References Cited

U.S. PATENT DOCUMENTS

D518,731 S	4/2006	Yourist et al.		D683,628 S	6/2013	Claassen	
7,137,521 B2 *	11/2006	Yourist	B65D 1/0223	D684,061 S	6/2013	Leslie et al.	
			215/379	D685,642 S	7/2013	Leslie et al.	
D548,595 S	8/2007	Marasligiller et al.		D686,080 S	7/2013	Tomkins et al.	
7,252,205 B2 *	8/2007	Roubal	B65D 23/10	D691,477 S	10/2013	Tomkins et al.	
			215/398	D696,128 S	12/2013	Lindsay et al.	
D553,501 S	10/2007	Arnett et al.		D705,069 S	5/2014	Crisanti et al.	
D556,583 S	12/2007	Gurst et al.		D714,647 S	10/2014	Kersten	
D571,216 S *	6/2008	Christian	D9/523	D716,146 S	10/2014	Palmatier et al.	
D571,217 S	6/2008	Bates et al.		D721,587 S	1/2015	Bos et al.	
D573,884 S	7/2008	Crabtree et al.		D723,927 S	3/2015	Fish et al.	
D579,778 S	11/2008	De Gopegui et al.		D724,435 S	3/2015	Kaufman et al.	
D584,155 S	1/2009	Lorio		D730,190 S	5/2015	Lindsay et al.	
D595,137 S	6/2009	Bates et al.		D733,567 S	7/2015	Lindsay et al.	
D627,231 S	11/2010	Lee et al.		D736,637 S	8/2015	Castillo Higareda et al.	
D637,916 S	5/2011	McNabb et al.		D739,247 S	9/2015	McDonnell	
D643,297 S	8/2011	Lee et al.		D739,749 S	9/2015	Bhattacharyya et al.	
D651,907 S	1/2012	Dennis et al.		D741,183 S	10/2015	Cannamela et al.	
D661,193 S	6/2012	Merchant et al.		D741,715 S	10/2015	Casscles et al.	
				D743,806 S	11/2015	Lang et al.	
				2006/0065619 A1 *	3/2006	Warren	B29C 49/4802
							215/398

* cited by examiner

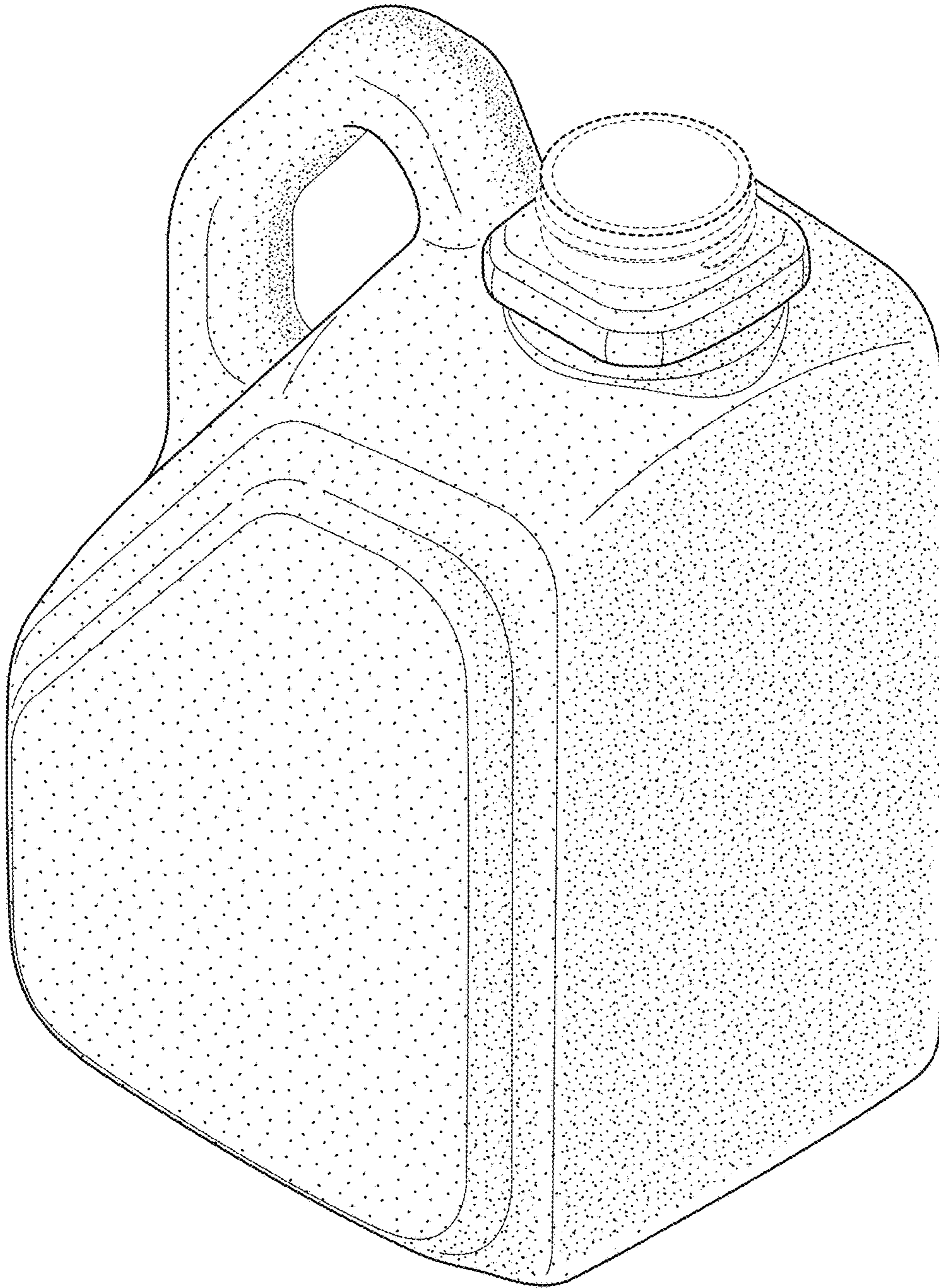


Figure 1

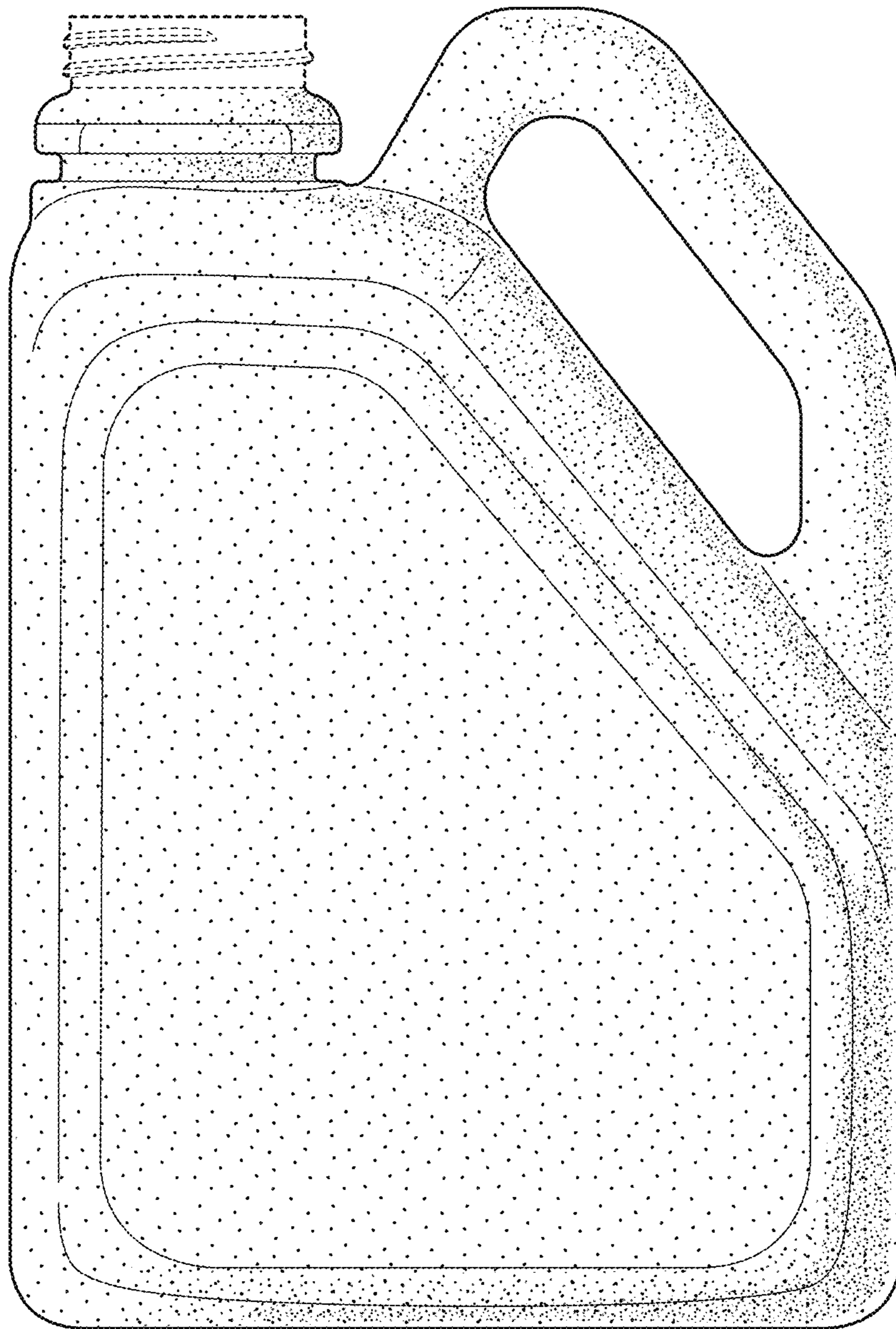


Figure 2




Figure 3

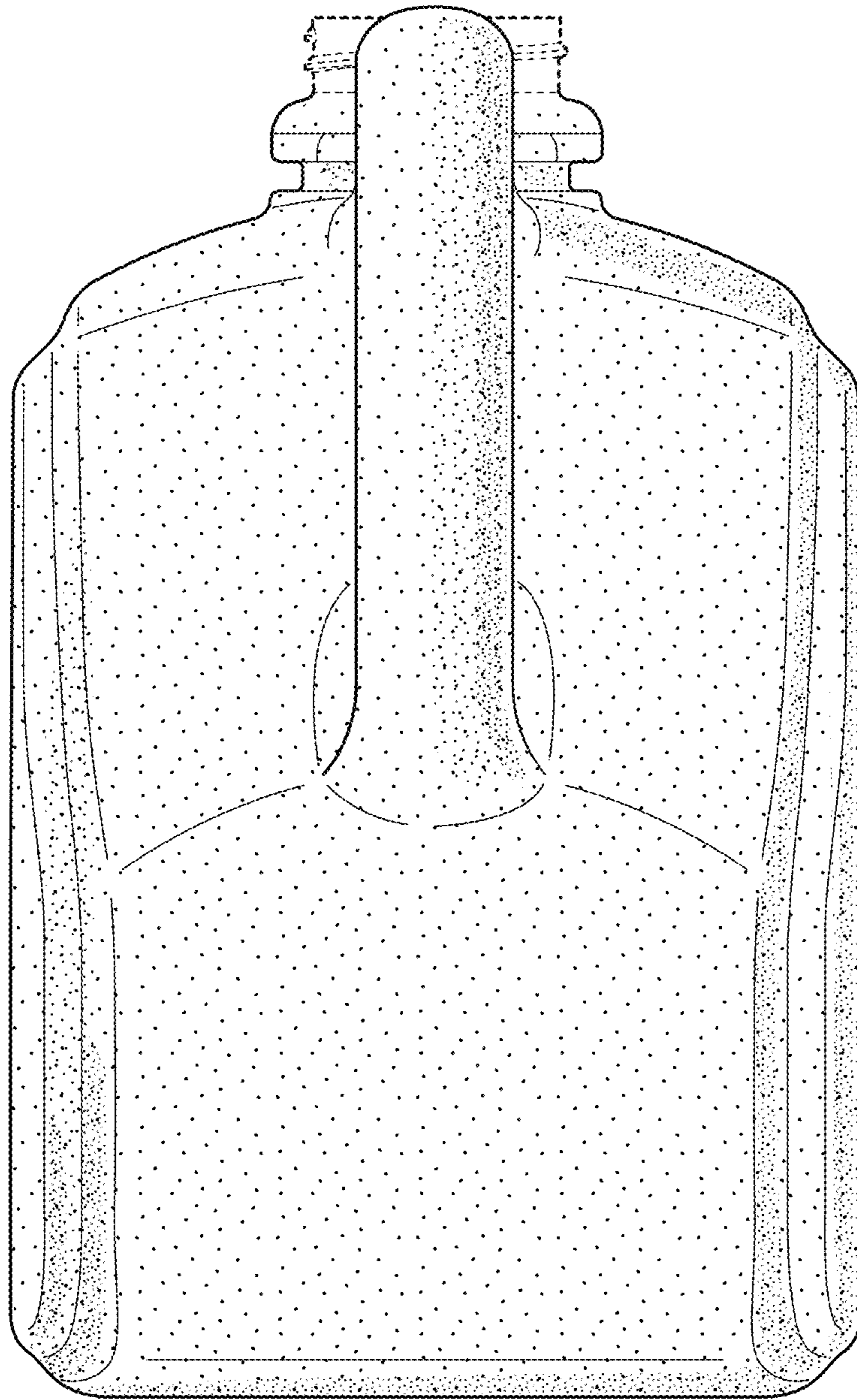


Figure 4

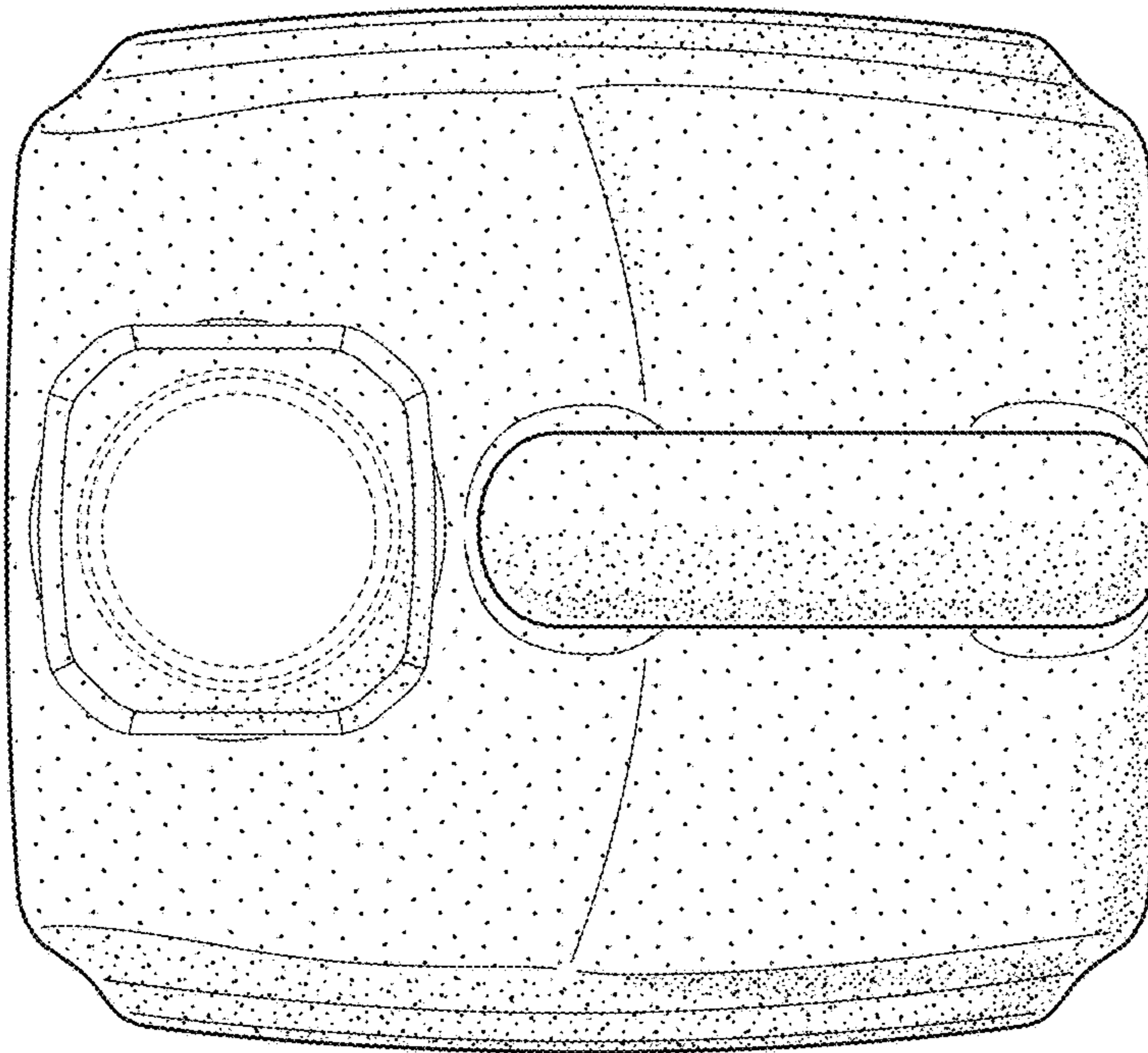


Figure 5

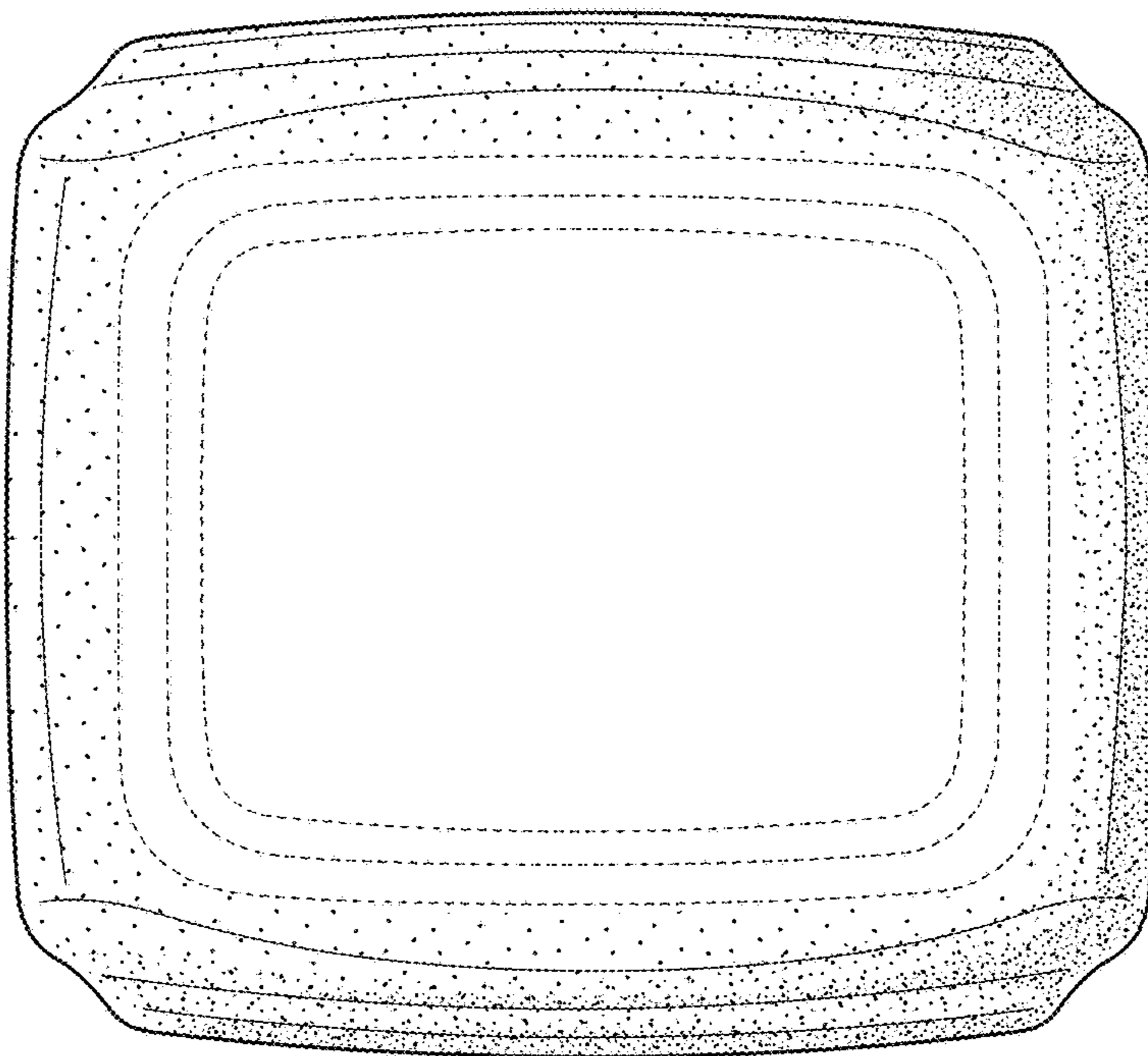


Figure 6