



US00D832107S

(12) **United States Design Patent** (10) **Patent No.:** **US D832,107 S**
Ruthe-Steinsiek et al. (45) **Date of Patent:** **** Oct. 30, 2018**

(54) **BOTTLE AND CAP IN COMBINATION**

(71) Applicant: **Henkel AG & Co. KGaA**, Duesseldorf (DE)

(72) Inventors: **Kai Ruthe-Steinsiek**, Duesseldorf (DE); **Peter Rushe**, Duesseldorf (DE)

(73) Assignee: **Henkel AG & Co. KGaA**, Duesseldorf (DE)

(**) Term: **15 Years**

(21) Appl. No.: **29/573,150**

(22) Filed: **Aug. 3, 2016**

(30) **Foreign Application Priority Data**

Feb. 23, 2016 (EM) 002997817

(51) **LOC (11) Cl.** **09-01**

(52) **U.S. Cl.**
USPC **D9/521**; D9/566; D9/574; D9/724;
D9/453

(58) **Field of Classification Search**

USPC D9/434, 435, 444-445, 449, 452-454,
D9/500-505, 516, 519, 521-526,
D9/529-530, 535, 537-546, 548-575,
D9/682-694, 723-729; D7/300, 598;
215/252, 253, 379, 381-385; 220/660,
220/662, 669-673, 675

CPC B65D 1/0223; B65D 2501/0036; B65D
79/005; B65D 23/102; B65D 2501/0027;
B65D 23/0814; B65D 1/0233; B65D
1/095; B65D 2251/023; B65D 2255/20;
B65D 41/0485; B65D 47/122; B65C 3/08

See application file for complete search history.

(56) **References Cited**

U.S. PATENT DOCUMENTS

D300,265 S * 3/1989 Brown D28/7
7,431,529 B1 * 10/2008 Rushe B65D 1/0238
215/252

D593,412 S * 6/2009 Gonzalez D9/516
D618,100 S * 6/2010 Rushe D9/447
D623,539 S * 9/2010 deVirag D9/724
D675,108 S * 1/2013 Muhl D9/521
8,434,652 B2 * 5/2013 Rushe B65D 41/0485
215/321
D698,253 S * 1/2014 Nakagawa D9/548
D729,065 S * 5/2015 Muhl D9/529
D770,056 S * 10/2016 LaCroix D24/222
D774,923 S * 12/2016 Ohashi D9/724
2009/0224008 A1 * 9/2009 Rushe B65D 41/0485
222/562
2011/0281342 A1 * 11/2011 Porsch A61B 5/14532
435/287.1

FOREIGN PATENT DOCUMENTS

CN 303985160 * 12/2016

* cited by examiner

Primary Examiner — Anhdao Doan

Assistant Examiner — Mary Malley

(74) *Attorney, Agent, or Firm* — James E. Piotrowski

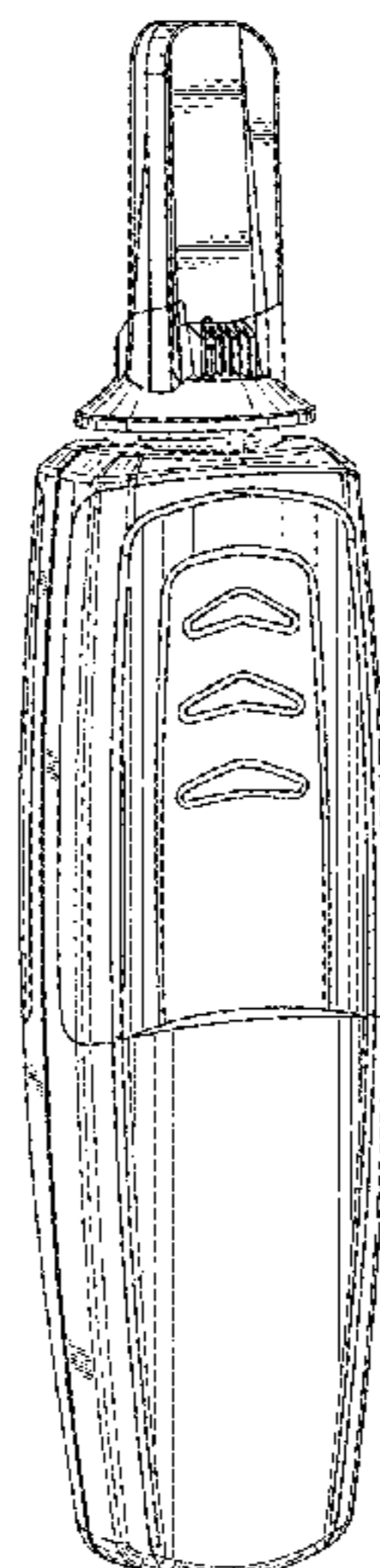
(57) **CLAIM**

The ornamental design for a bottle and cap in combination, as shown and described.

DESCRIPTION

FIG. 1 is a front perspective view of a bottle and cap in combination embodying our new design; FIG. 2 is a front elevation view thereof; FIG. 3 is a rear elevation view thereof; FIG. 4 is a left side elevation view thereof; FIG. 5 is a right side elevation view thereof; FIG. 6 is a top plan view thereof; and, FIG. 7 is a bottom plan view thereof. The broken lines shown represent unclaimed subject matter and form no part of the claimed design.

1 Claim, 7 Drawing Sheets



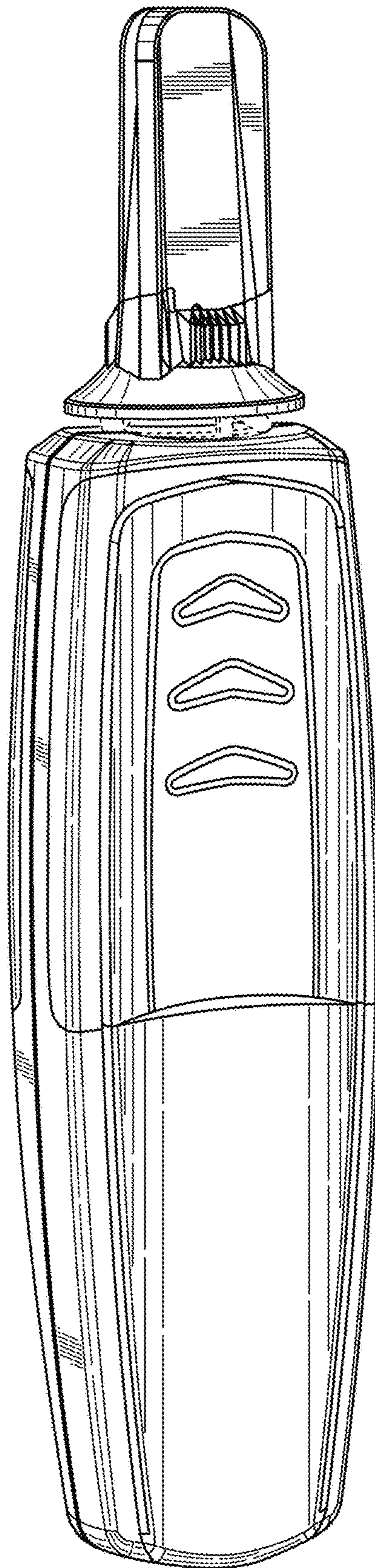


FIG. 1

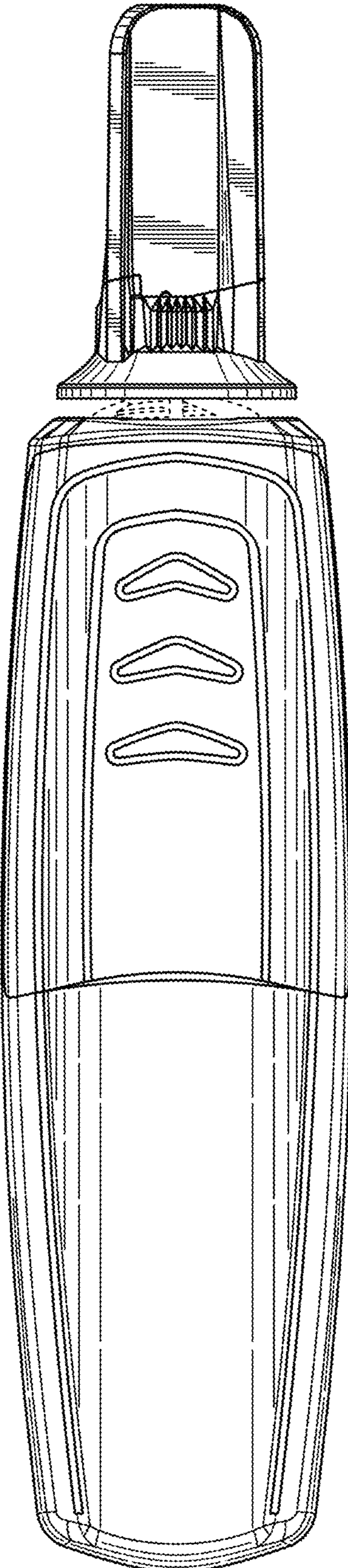


FIG.2

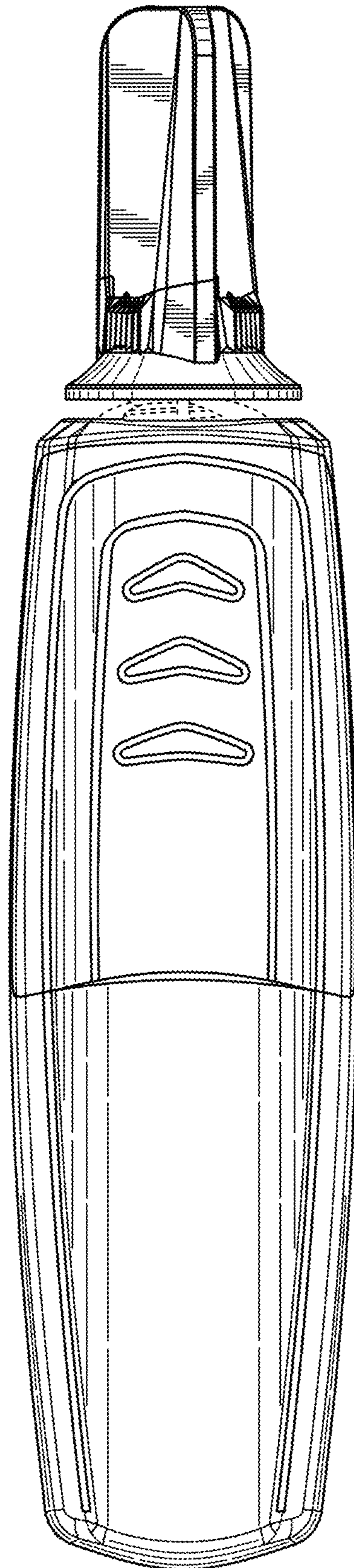


FIG.3

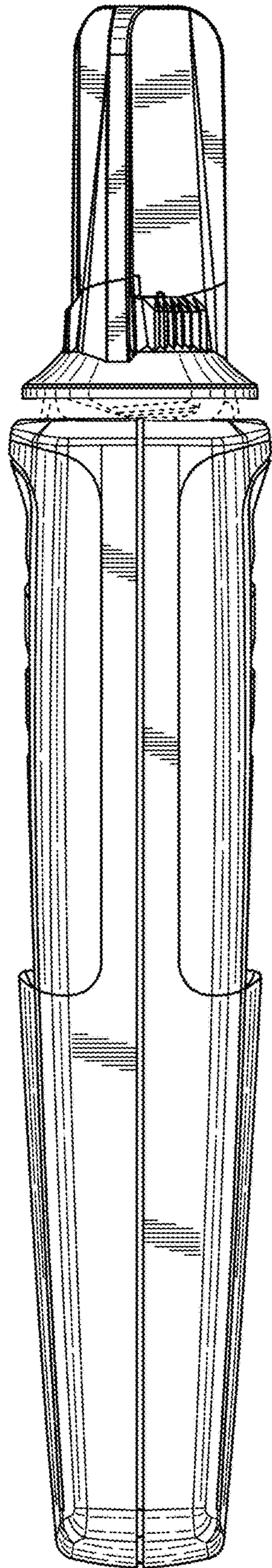


FIG.4

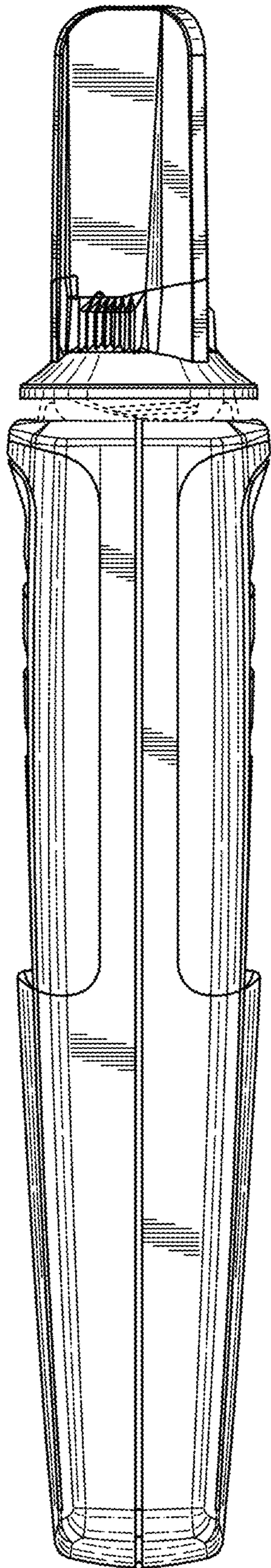


FIG.5

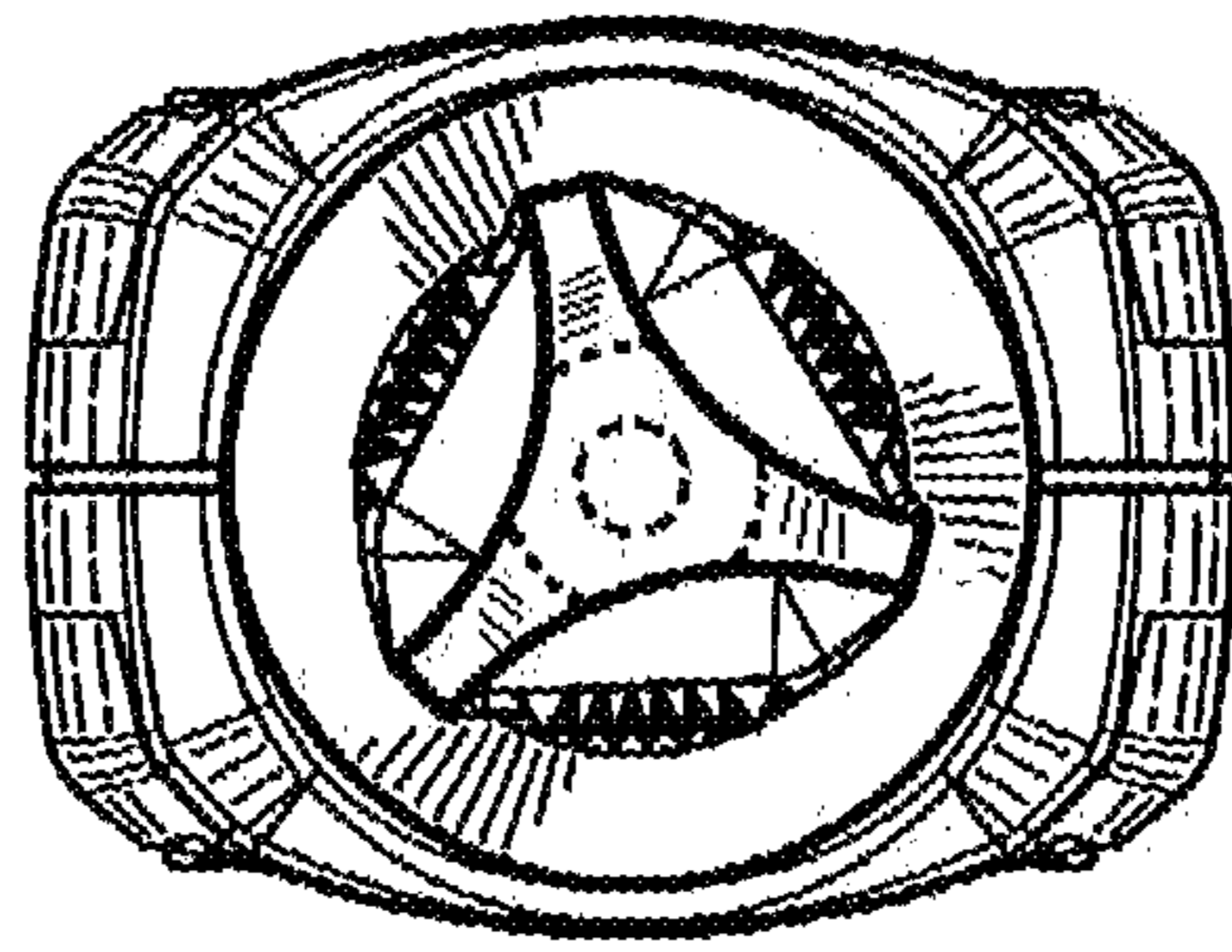


FIG. 6

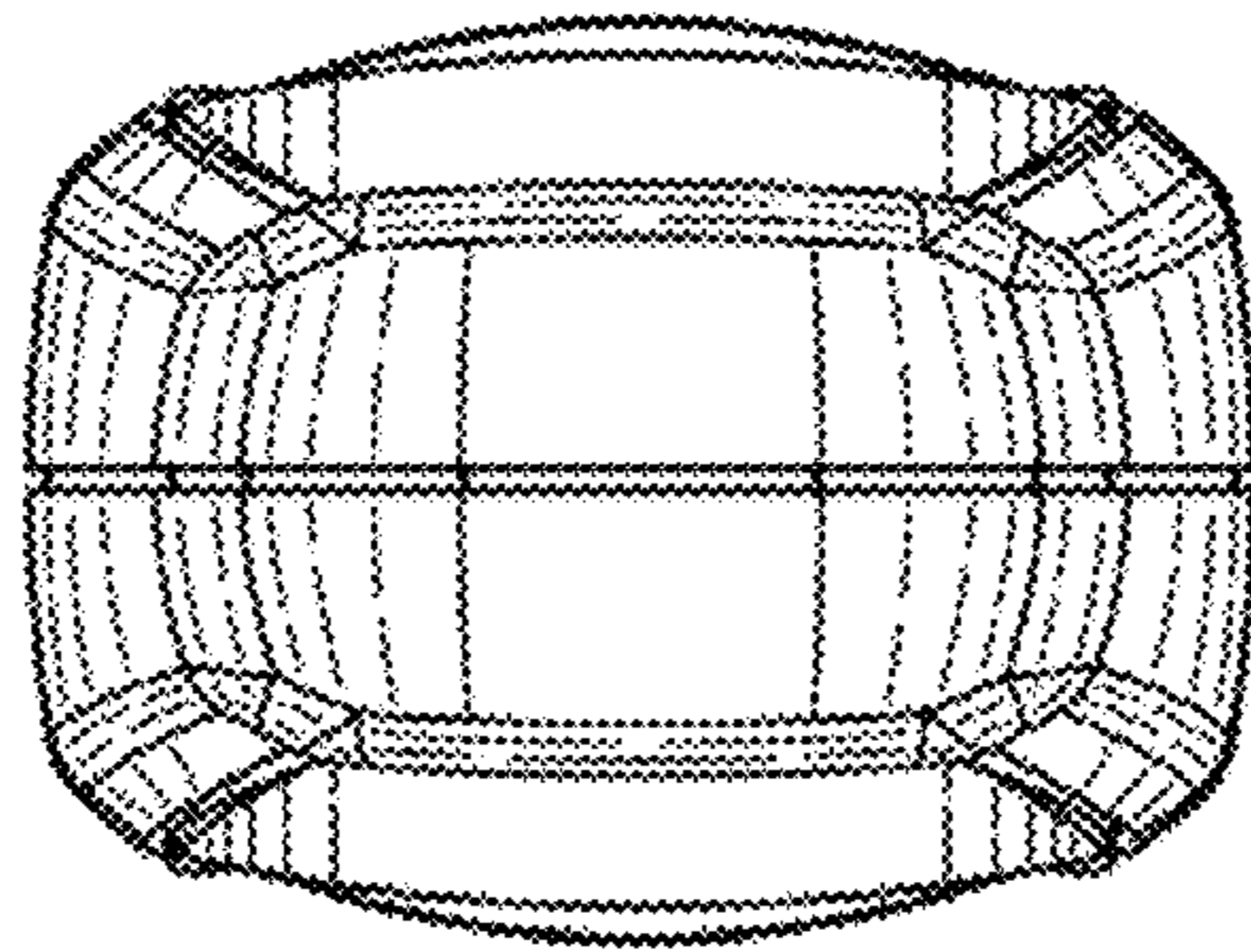


FIG.7