



US00D832072S

(12) **United States Design Patent**
McGinnis

(10) **Patent No.:** **US D832,072 S**

(45) **Date of Patent:** **** Oct. 30, 2018**

(54) **KNIFE BLADE**

(71) Applicant: **Jesse McGinnis**, Fredonia, KS (US)

(72) Inventor: **Jesse McGinnis**, Fredonia, KS (US)

(73) Assignee: **Jesse McGinnis**, Fredonia, KS (US)

(**) Term: **15 Years**

(21) Appl. No.: **29/620,569**

(22) Filed: **Feb. 27, 2017**

(51) **LOC (11) Cl.** **08-03**

(52) **U.S. Cl.**
USPC **D8/98; D22/118**

(58) **Field of Classification Search**
USPC D8/14, 19, 98, 99, 100; D22/118
CPC B26B 1/00; B26B 1/02; B26B 1/04; B26B
3/00; B26B 9/00; B26B 9/02
See application file for complete search history.

(56) **References Cited**

U.S. PATENT DOCUMENTS

D128,623 S * 8/1941 Dorcas D8/98
D362,485 S * 9/1995 Hall D22/118

D392,016 S * 3/1998 Balolia D22/118
D409,270 S * 5/1999 Balolia D22/118
D502,526 S * 3/2005 Rae D22/118
D519,798 S * 5/2006 Dallas D8/20
D561,295 S * 2/2008 Taylor D22/118
D578,847 S * 10/2008 Mashburn D8/20
D618,075 S * 6/2010 Huang D8/20
D646,551 S * 10/2011 Owens D8/317
8,250,767 B1 * 8/2012 Ciccarella B26B 3/08
30/314

* cited by examiner

Primary Examiner — Philip S Hyder

(57) **CLAIM**

The ornamental design for a knife blade, as shown, and described.

DESCRIPTION

FIG. 1 is a top, view of a knife blade, showing my new design;
FIG. 2 is a left side view thereof;
FIG. 3 is a front view thereof;
FIG. 4 is a right view thereof;
FIG. 5 is a bottom view thereof; and,
FIG. 6 is a perspective viewed thereof.

1 Claim, 2 Drawing Sheets

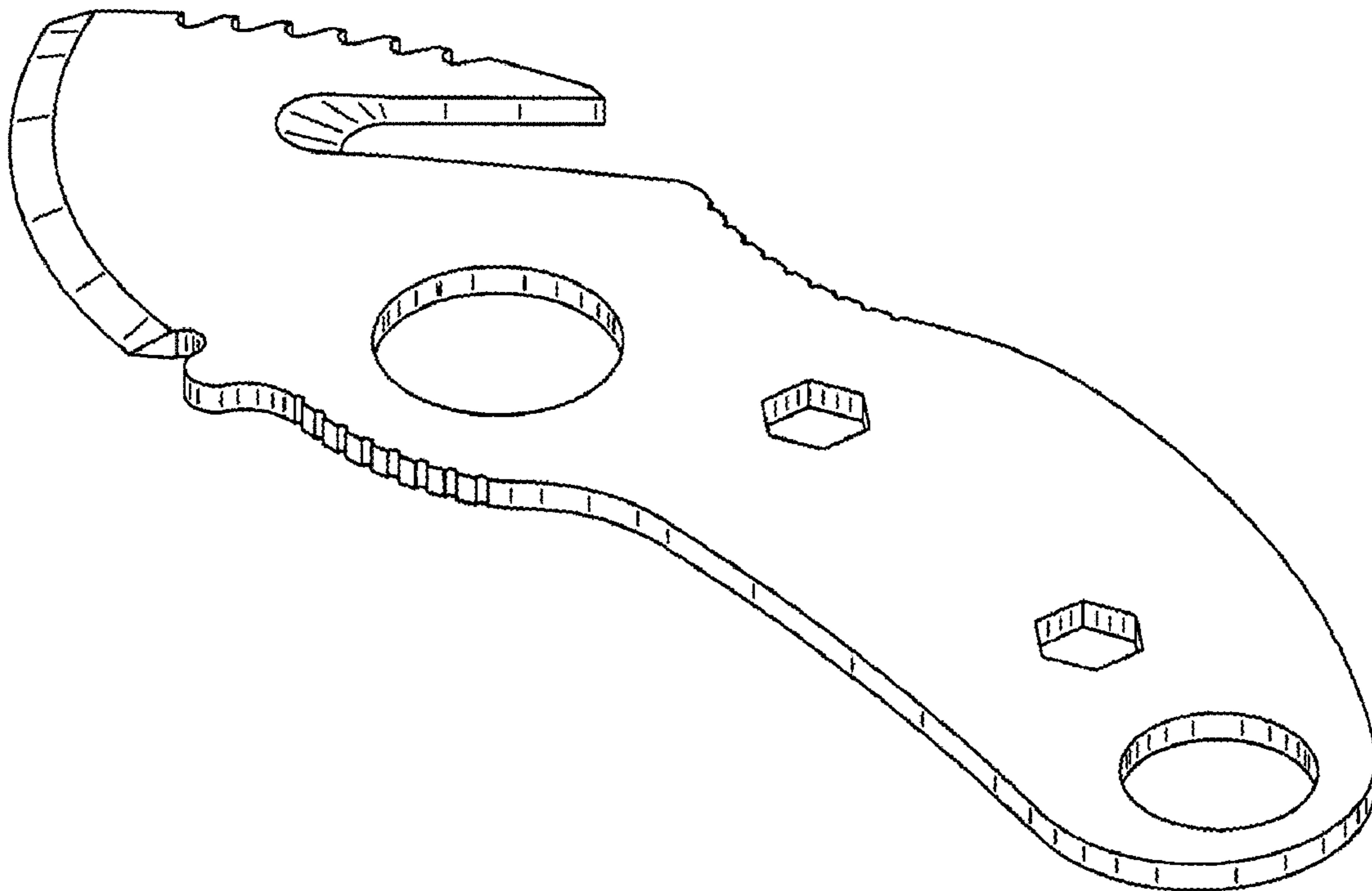




FIG. 1




FIG. 2

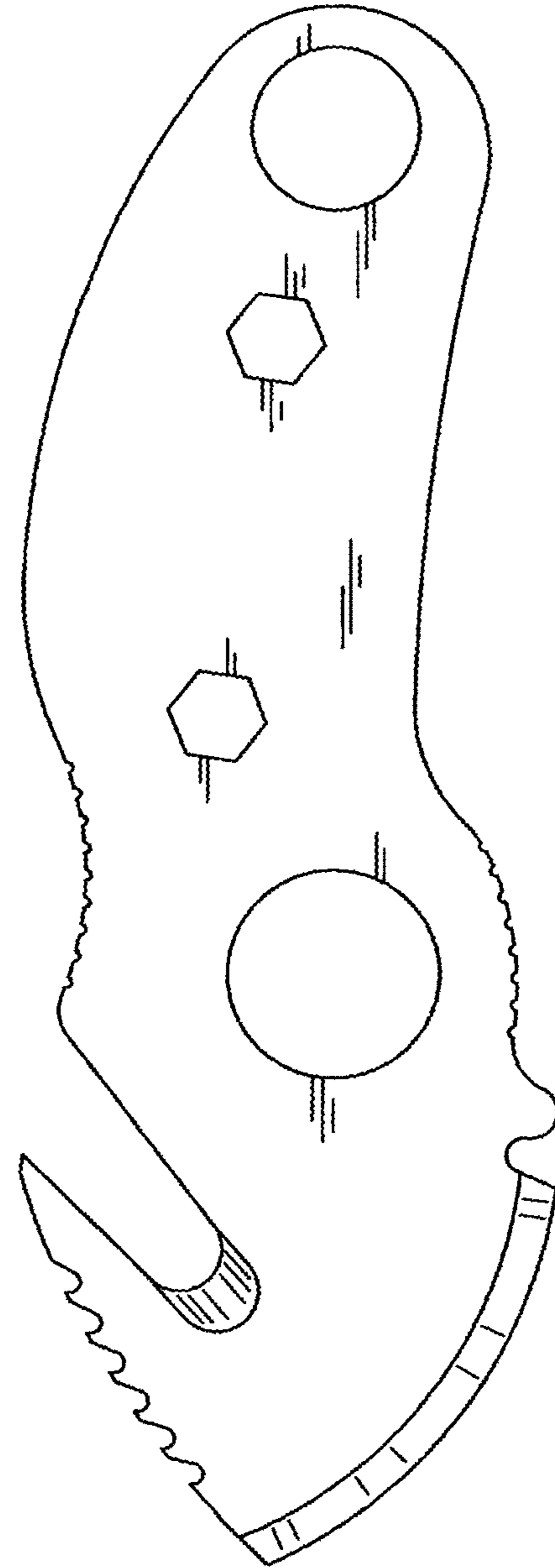


FIG. 3




FIG. 4



FIG. 5

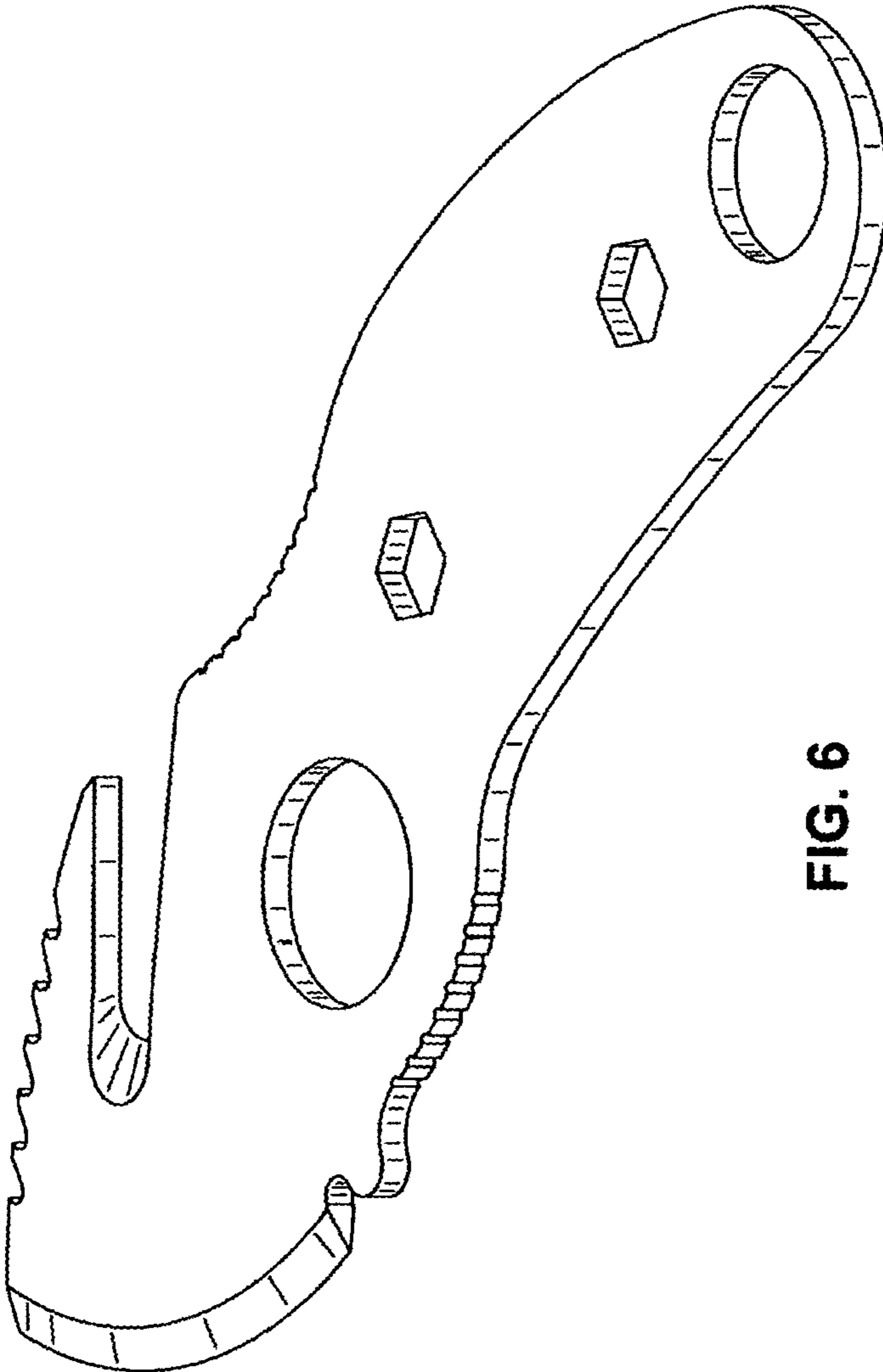


FIG. 6