



US00D832071S

(12) **United States Design Patent**
Liu et al.

(10) **Patent No.:** **US D832,071 S**
(45) **Date of Patent:** **** Oct. 30, 2018**

(54) **ROTARY CUTTING KNIFE**
(71) Applicants: **Qiuping Liu**, Huizhou (CN); **Juan Jose Duran Lopez**, Huizhou (CN)
(72) Inventors: **Qiuping Liu**, Huizhou (CN); **Juan Jose Duran Lopez**, Huizhou (CN)

D661,555 S * 6/2012 Holcomb D7/694
8,555,513 B2 * 10/2013 Moreland B26B 25/005
30/292
D762,437 S * 8/2016 Lipscomb D8/98
2004/0231475 A1 * 11/2004 Cornfield B26B 25/005
83/13
2005/0028388 A1 * 2/2005 Liu B26B 25/005
30/319

(**) Term: **15 Years**

* cited by examiner

(21) Appl. No.: **29/601,390**

Primary Examiner — Philip S Hyder

(22) Filed: **Apr. 21, 2017**

(74) *Attorney, Agent, or Firm* — Howard IP Law Group

(51) **LOC (11) Cl.** **08-03**

(57) **CLAIM**

(52) **U.S. Cl.**

The ornamental design for a rotary cutting knife, as shown and described.

USPC **D8/98**

DESCRIPTION

(58) **Field of Classification Search**

USPC D8/51, 98, 99; D7/694
CPC .. B26B 1/00; B26B 5/00; B26B 5/001; B26B 25/005

FIG. 1 is a perspective view of the rotary cutting knife; FIG. 2 is a front view of the rotary cutting knife; FIG. 3 is a rear view of the rotary cutting knife; FIG. 4 is a left side view of the rotary cutting knife; FIG. 5 is a right side view of the rotary cutting knife; FIG. 6 is a top view of the rotary cutting knife; and, FIG. 7 is a bottom view of the rotary cutting knife.

See application file for complete search history.

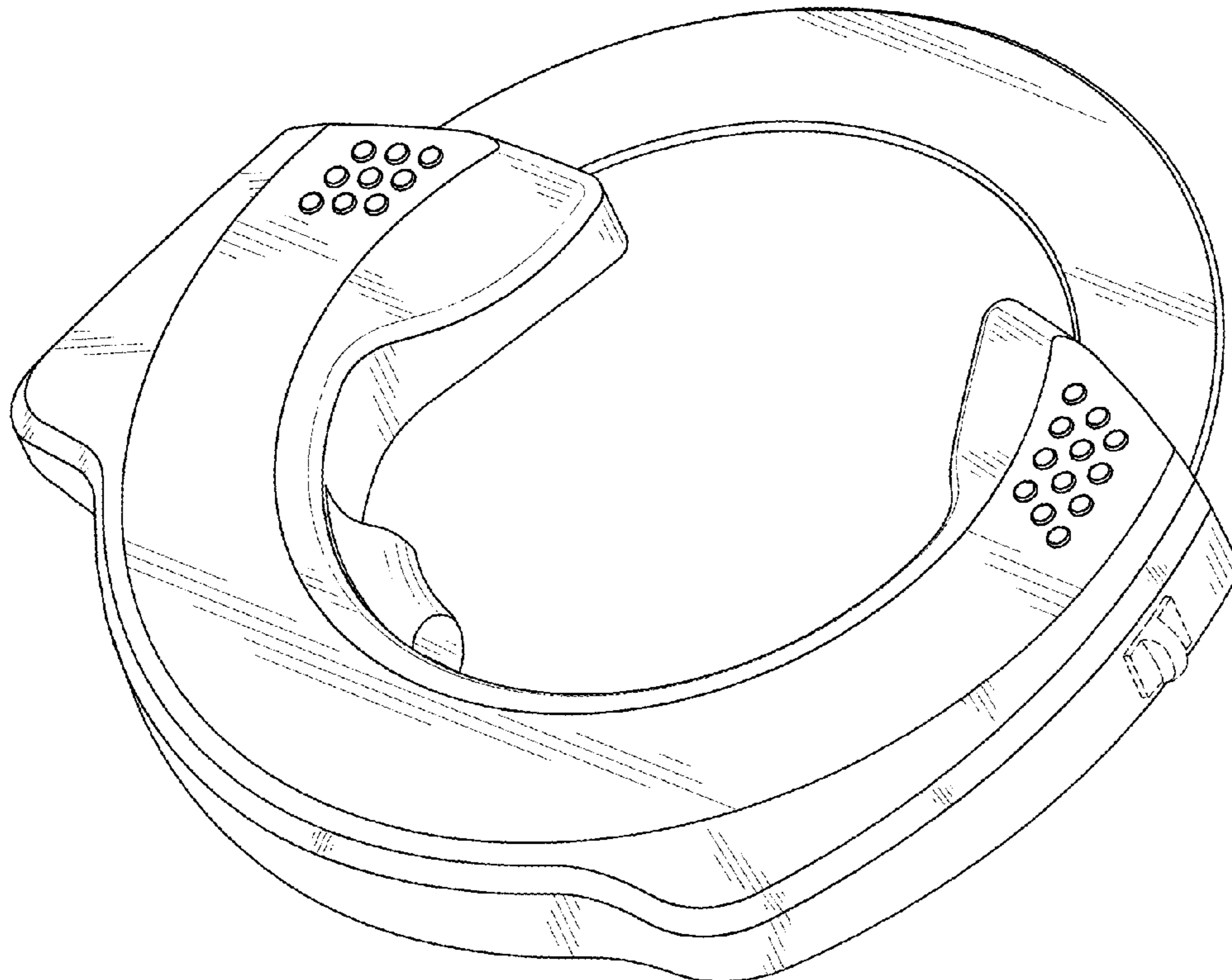
The broken lines depict portions of the rotary cutting knife in which the design is embodied that are not considered part of the claimed design.

(56) **References Cited**

U.S. PATENT DOCUMENTS

D448,266 S * 9/2001 Young D8/99
D519,334 S * 4/2006 Molenaar D7/694
7,188,424 B2 * 3/2007 Webster B26B 25/005
30/164.95

1 Claim, 7 Drawing Sheets



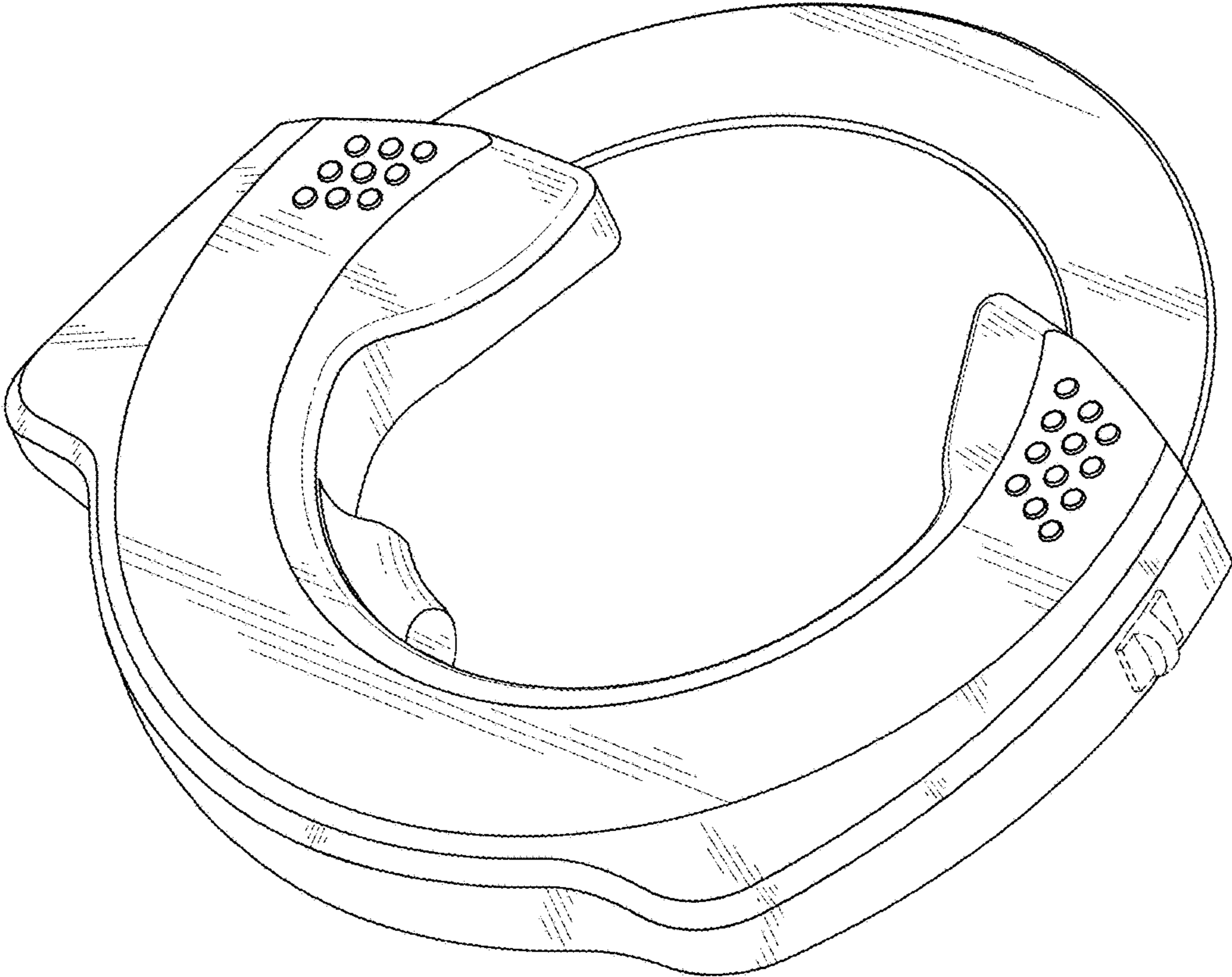


FIG. 1

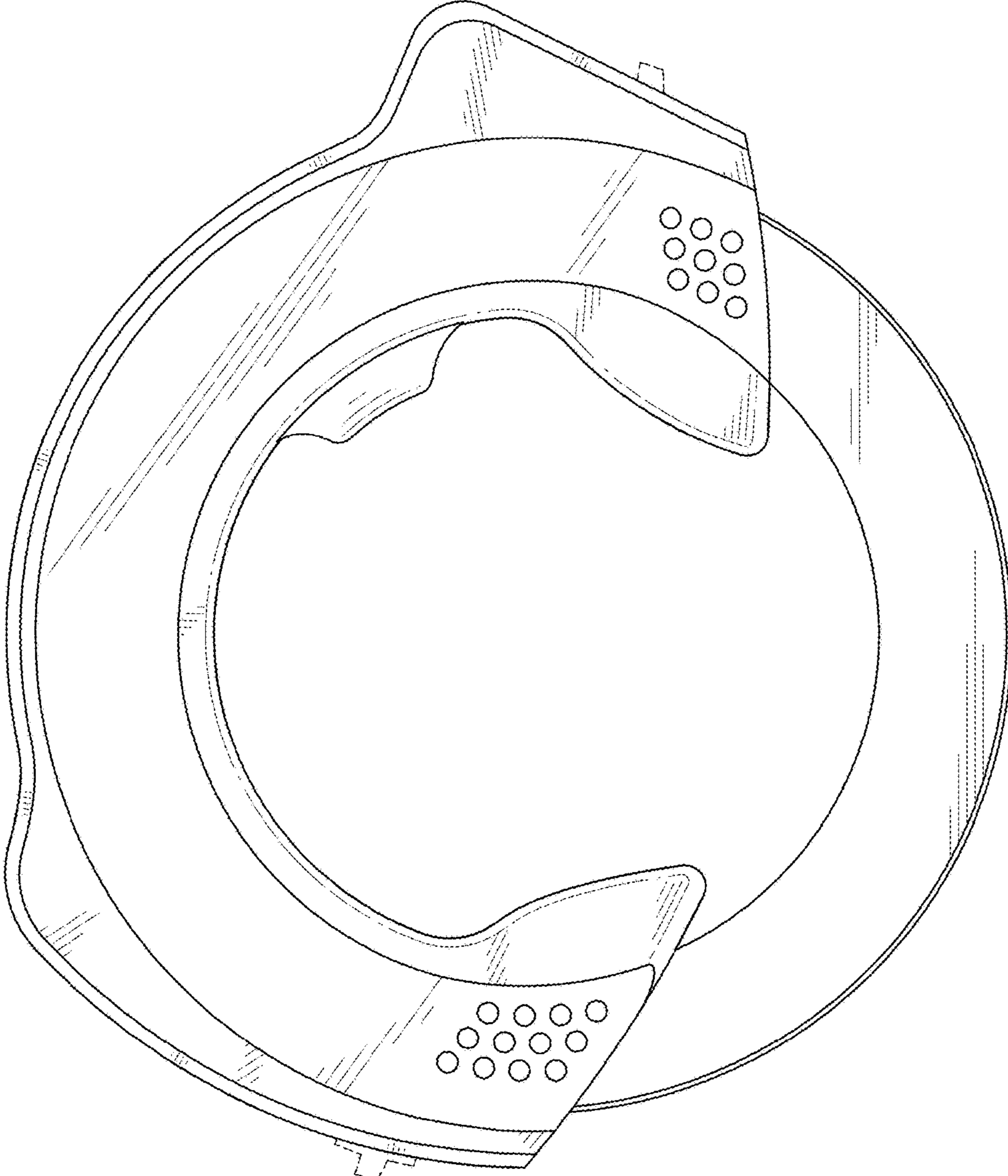


FIG. 2

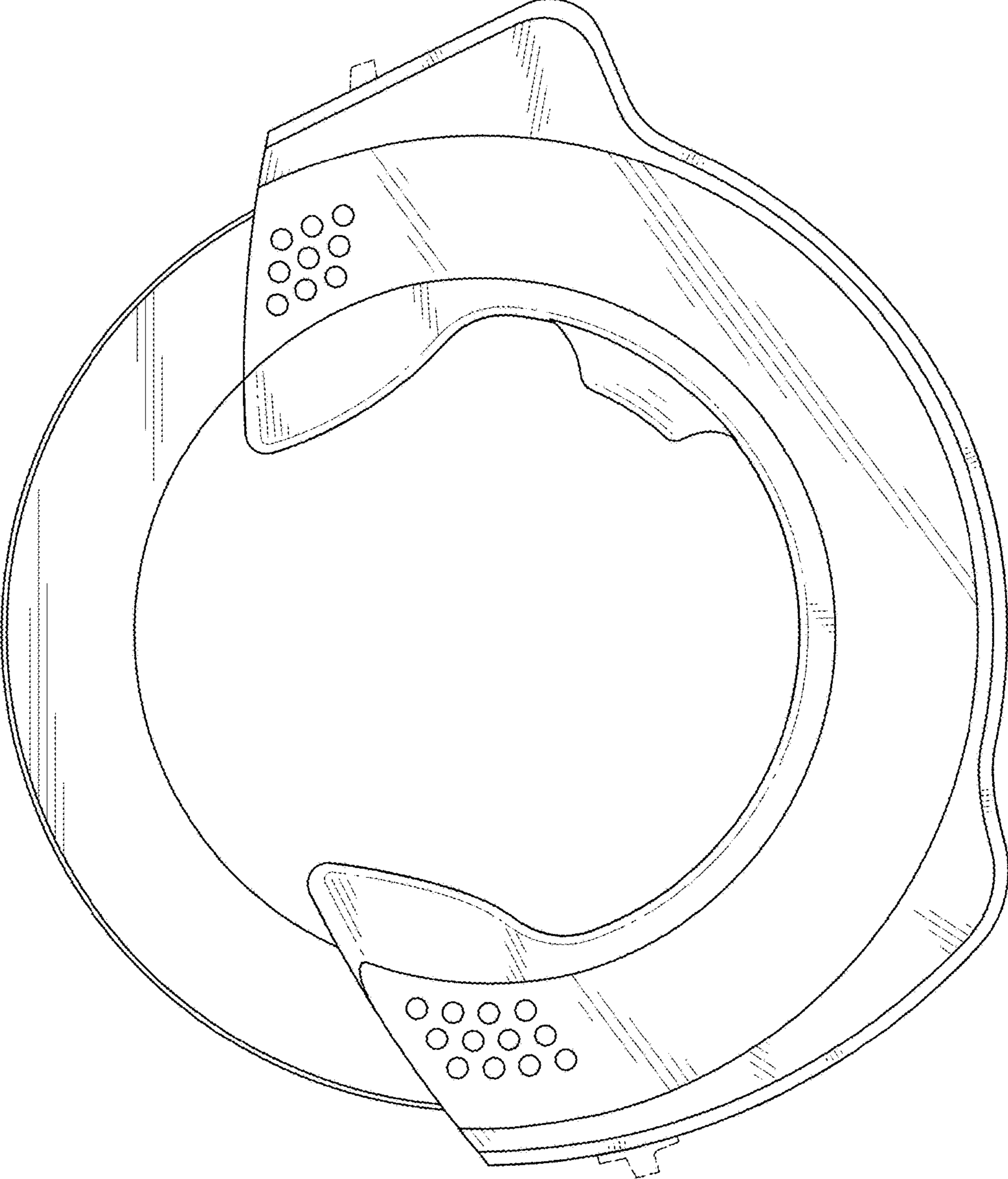


FIG. 3




FIG. 4

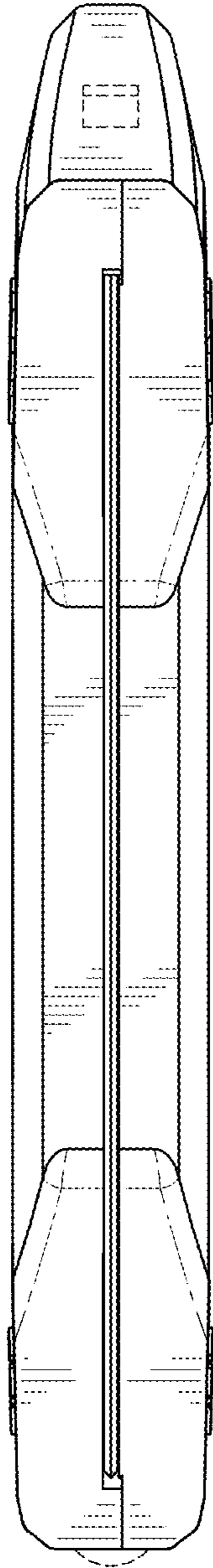


FIG. 5

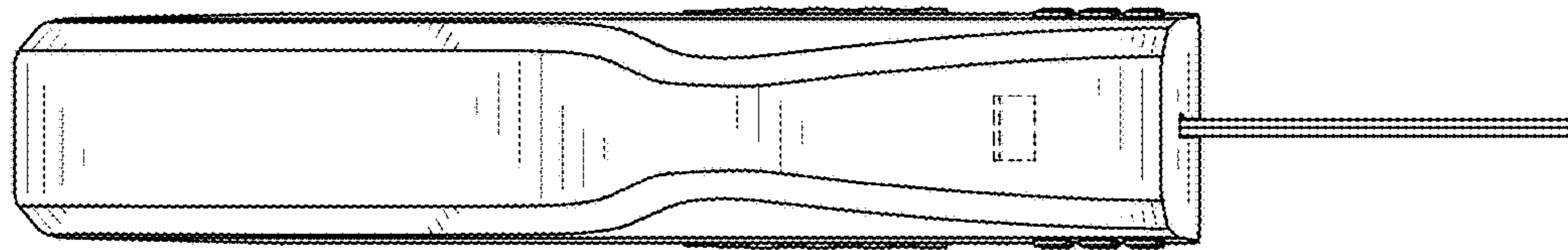


FIG. 6

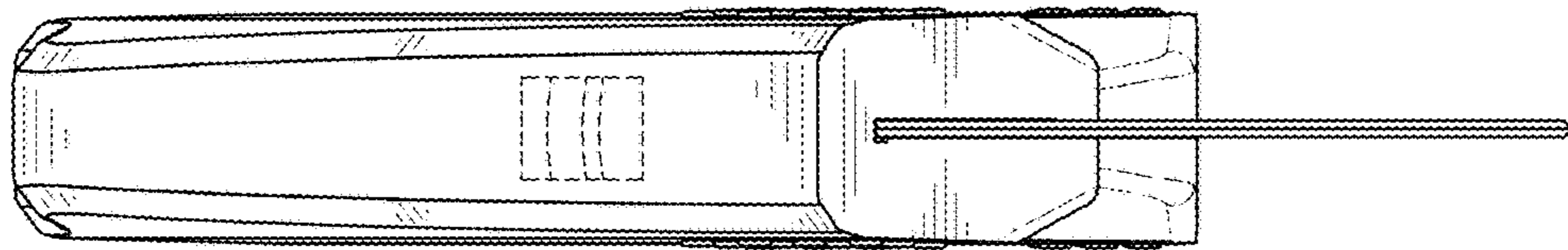


FIG. 7