



US00D832063S

(12) **United States Design Patent**  
**Chapman et al.**

(10) **Patent No.:** **US D832,063 S**  
(45) **Date of Patent:** **\*\* Oct. 30, 2018**

- (54) **ELECTRONIC COOKING FORK**
- (71) Applicant: **Maverick Industries, Inc.**, Edison, NJ (US)
- (72) Inventors: **Peter A. Chapman**, Avon by the Sea, NJ (US); **Charles Wong Tak Chung**, Ma Wan (HK)
- (73) Assignee: **Maverick Industries, Inc.**, Edison, NJ (US)
- (\*\*) Term: **15 Years**
- (21) Appl. No.: **29/614,390**
- (22) Filed: **Aug. 18, 2017**
- (51) **LOC (11) Cl.** ..... **07-02**
- (52) **U.S. Cl.**  
USPC ..... **D7/683; D10/57**
- (58) **Field of Classification Search**  
USPC ..... D7/680-696, 393, 395; D10/57, 53  
CPC ..... A47J 45/068; A47J 43/283; A47J 43/28; G01K 1/024; G01K 1/026; G01K 2207/00; G01K 2207/02; G01K 2207/04; G01K 2207/06; G01K 2207/08  
See application file for complete search history.

- 7,104,682 B2 \* 9/2006 Harris, Jr. .... G01K 13/00 30/137
- 7,409,765 B2 \* 8/2008 So ..... A47J 45/068 30/123
- 8,429,827 B1 \* 4/2013 Wetzel ..... A47J 43/283 294/55.5
- 2004/0161015 A1 \* 8/2004 Kaiser ..... G01K 5/70 374/187

\* cited by examiner

*Primary Examiner* — Terry A Wallace

(74) *Attorney, Agent, or Firm* — Doherty IP Law Group LLC

(57) **CLAIM**

The ornamental design for an electronic cooking fork, as shown and described.

**DESCRIPTION**

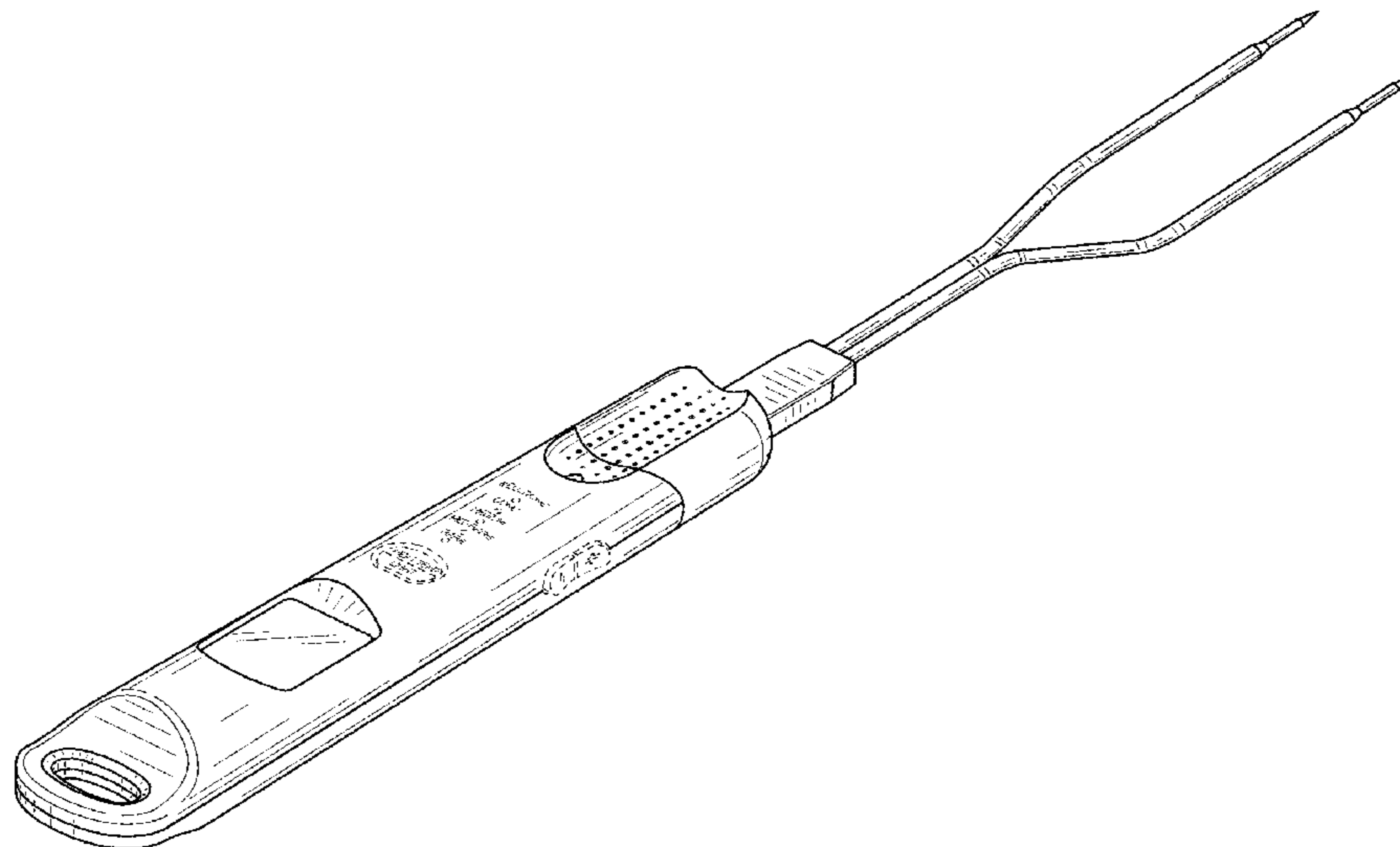
FIG. 1 is a perspective top side view of an electronic cooking fork, showing our new design;  
 FIG. 2 is a top plan view of the electronic cooking fork shown in FIG. 1;  
 FIG. 3 is a bottom view of the electronic cooking fork shown in FIG. 1;  
 FIG. 4 is a right side view of the electronic cooking fork shown in FIG. 1;  
 FIG. 5 is a left side view of the electronic cooking fork shown in FIG. 1;  
 FIG. 6 is a distal end view of the electronic cooking fork shown in FIG. 1;  
 FIG. 7 is a proximal end view of the electronic cooking fork shown in FIG. 1; and,  
 FIG. 8 is a perspective bottom view of the electronic cooking fork shown in FIG. 1.  
 The broken lines in the drawings form no part of the claimed design for an electronic cooking fork.

**1 Claim, 5 Drawing Sheets**

(56) **References Cited**

U.S. PATENT DOCUMENTS

- 4,343,185 A \* 8/1982 Knute ..... G01K 1/083 374/158
- 5,983,783 A \* 11/1999 Archard ..... A47J 43/283 30/322
- D422,224 S \* 4/2000 Yu ..... D10/57
- D427,025 S \* 6/2000 Lee ..... D10/57
- D439,809 S \* 4/2001 Ming ..... D10/57
- D439,849 S \* 4/2001 Zeller ..... D10/57
- 6,412,398 B1 \* 7/2002 Norcross ..... A47J 43/283 294/55.5



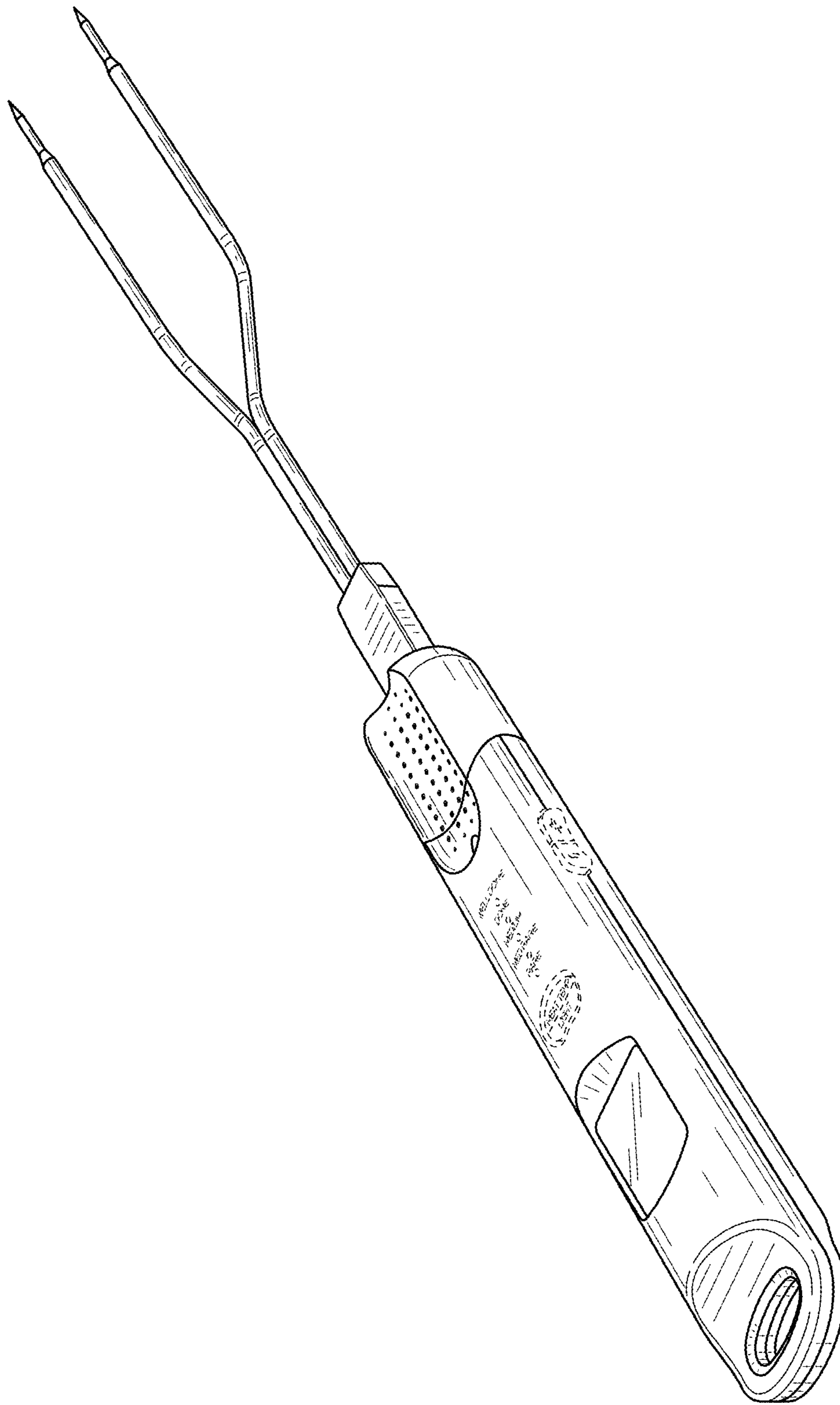


FIG. 1

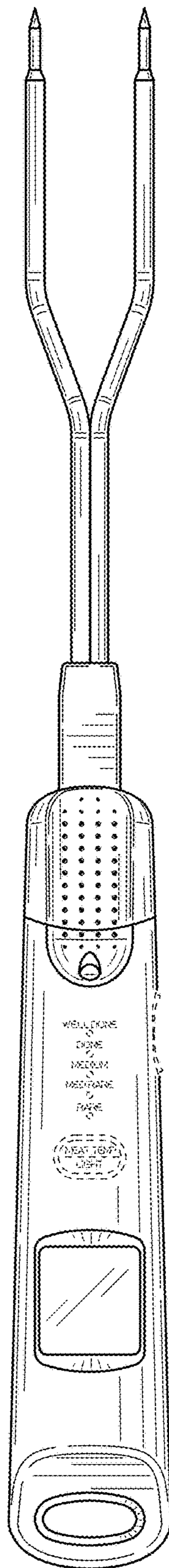


FIG. 2

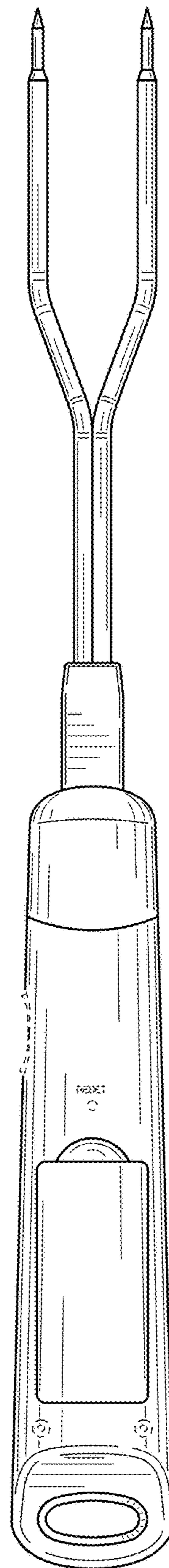


FIG. 3

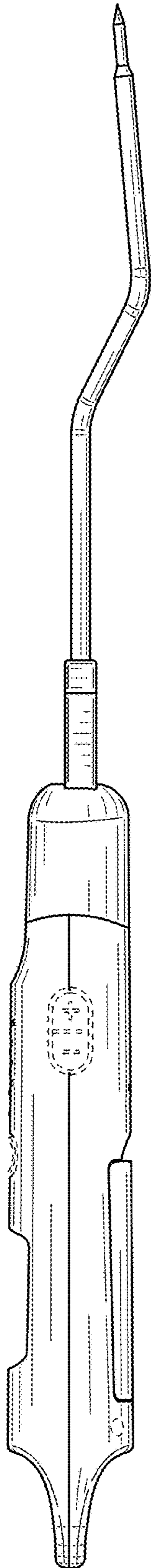


FIG. 4

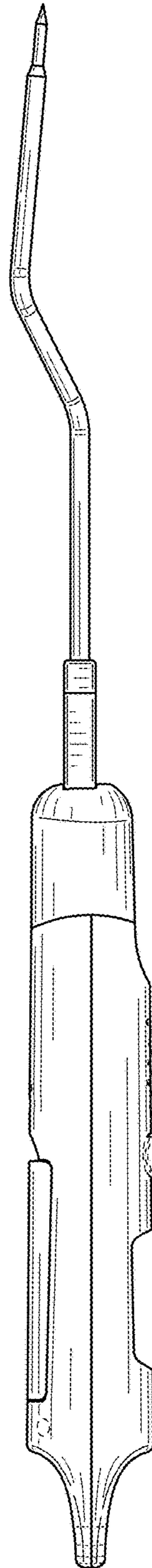


FIG. 5

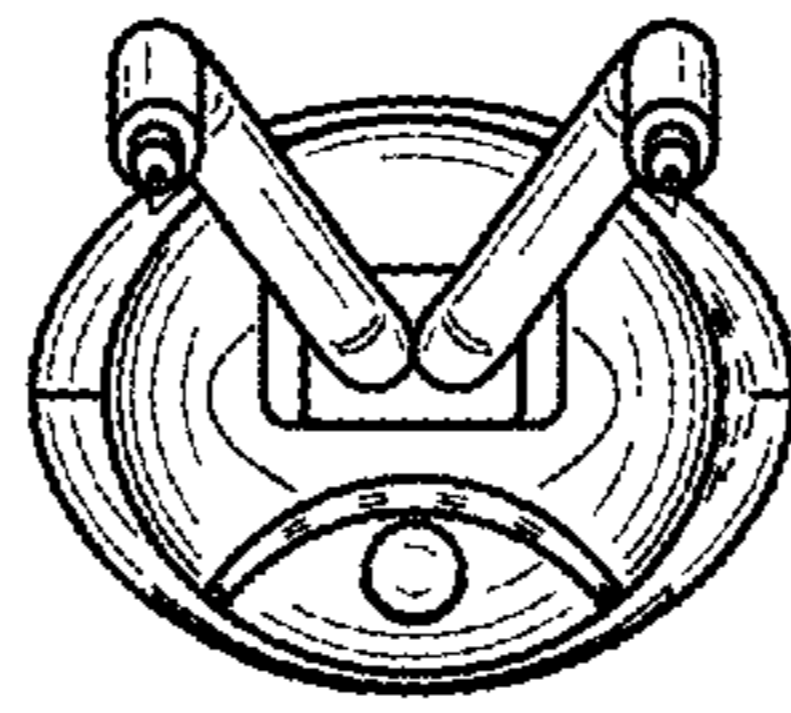


FIG. 6

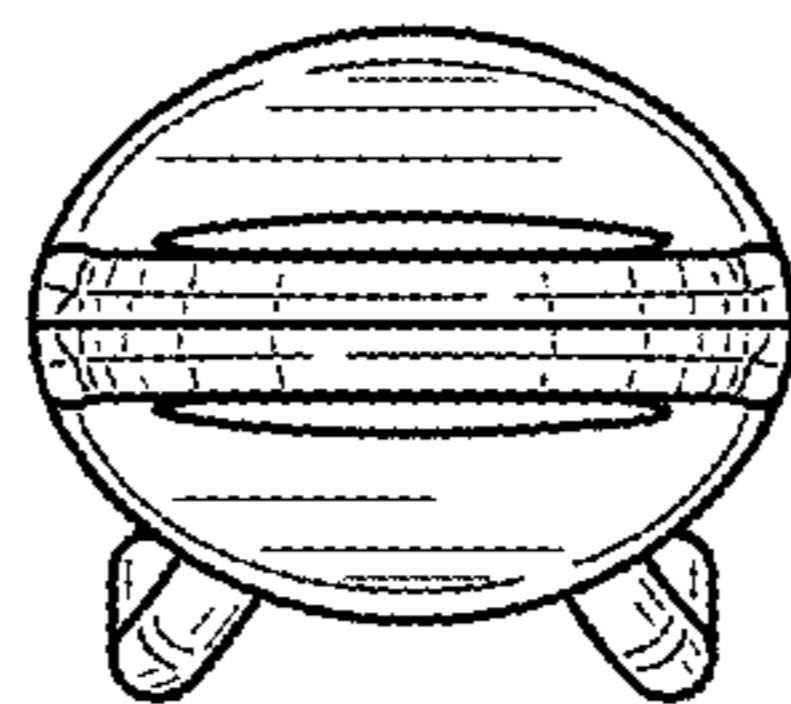


FIG. 7

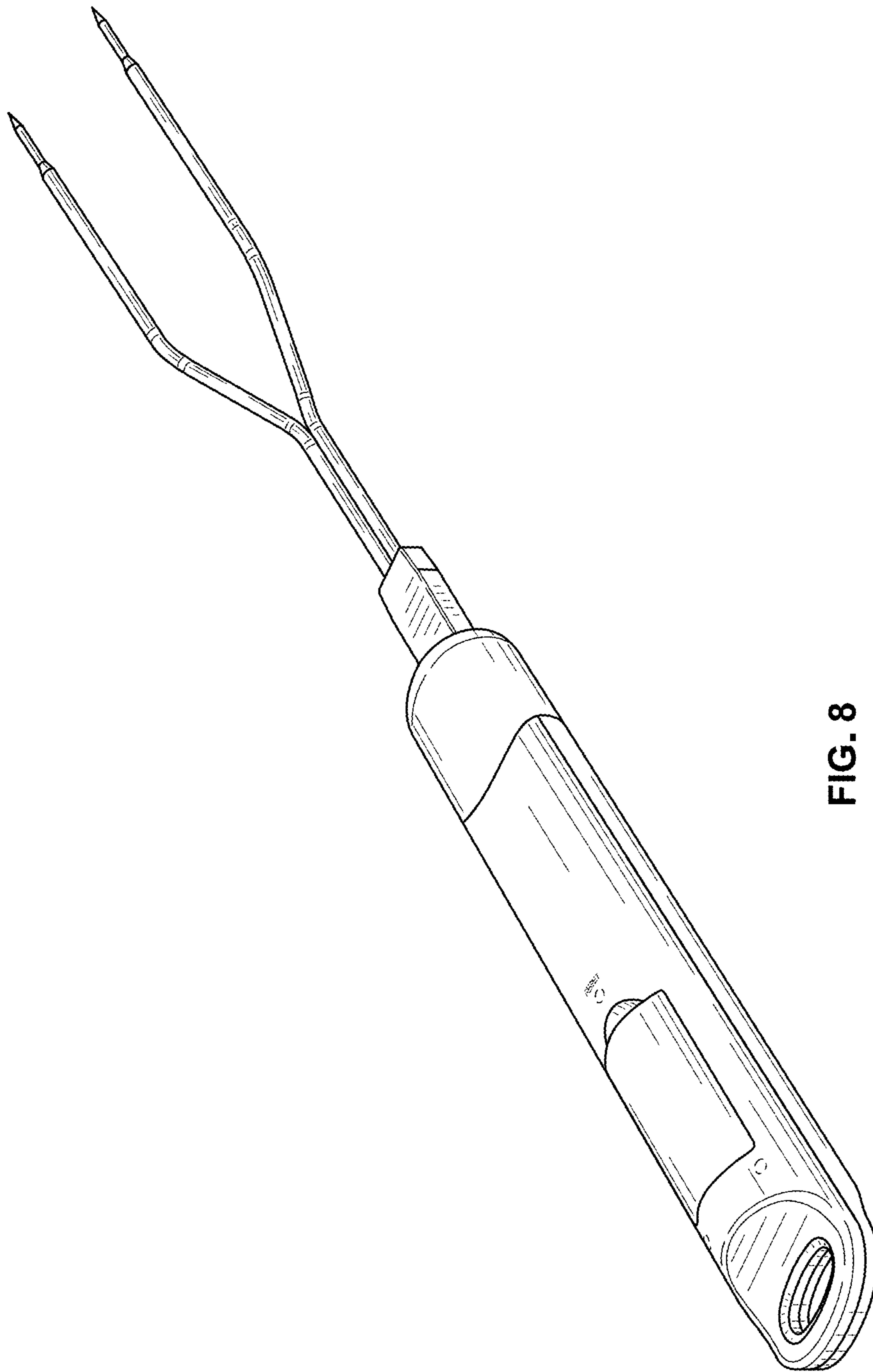


FIG. 8