



US00D832048S

(12) **United States Design Patent** (10) **Patent No.:** **US D832,048 S**  
**Kim et al.** (45) **Date of Patent:** **\*\* Oct. 30, 2018**

(54) **GRATE FOR GAS OVEN RANGE**  
(71) Applicant: **LG ELECTRONICS INC.**, Seoul (KR)  
(72) Inventors: **Sooyeon Kim**, Seoul (KR); **Hanjin Jung**, Seoul (KR); **Miyoung Kim**, Seoul (KR); **Songyi Han**, Seoul (KR); **Inhwan Ryu**, Seoul (KR); **Jinwon Kang**, Seoul (KR)  
(73) Assignee: **LG ELECTRONICS INC.**, Seoul (KR)  
(\*\*) Term: **15 Years**  
(21) Appl. No.: **35/503,332**  
(22) Filed: **Jan. 11, 2017**  
(80) **Hague Agreement Data**  
Int. Filing Date: **Jan. 11, 2017**  
Int. Reg. No.: **DM/094329**  
Int. Reg. Date: **Jan. 11, 2017**  
Int. Reg. Pub. Date: **Jul. 14, 2017**  
(30) **Foreign Application Priority Data**  
Jul. 27, 2016 (KR) ..... 30-2016-0036812  
(51) **LOC (11) Cl.** ..... **07-02**  
(52) **U.S. Cl.**  
USPC ..... **D7/408**  
(58) **Field of Classification Search**  
USPC ..... D7/339-347, 362, 402-409  
CPC ..... F24C 15/107; F24C 15/12; F24C 15/36;  
F24C 3/08; F24C 3/082; F24C 3/085;  
F24C 7/067; F24C 7/062; F24C 7/082;  
F24C 7/081; A47J 37/0709  
See application file for complete search history.

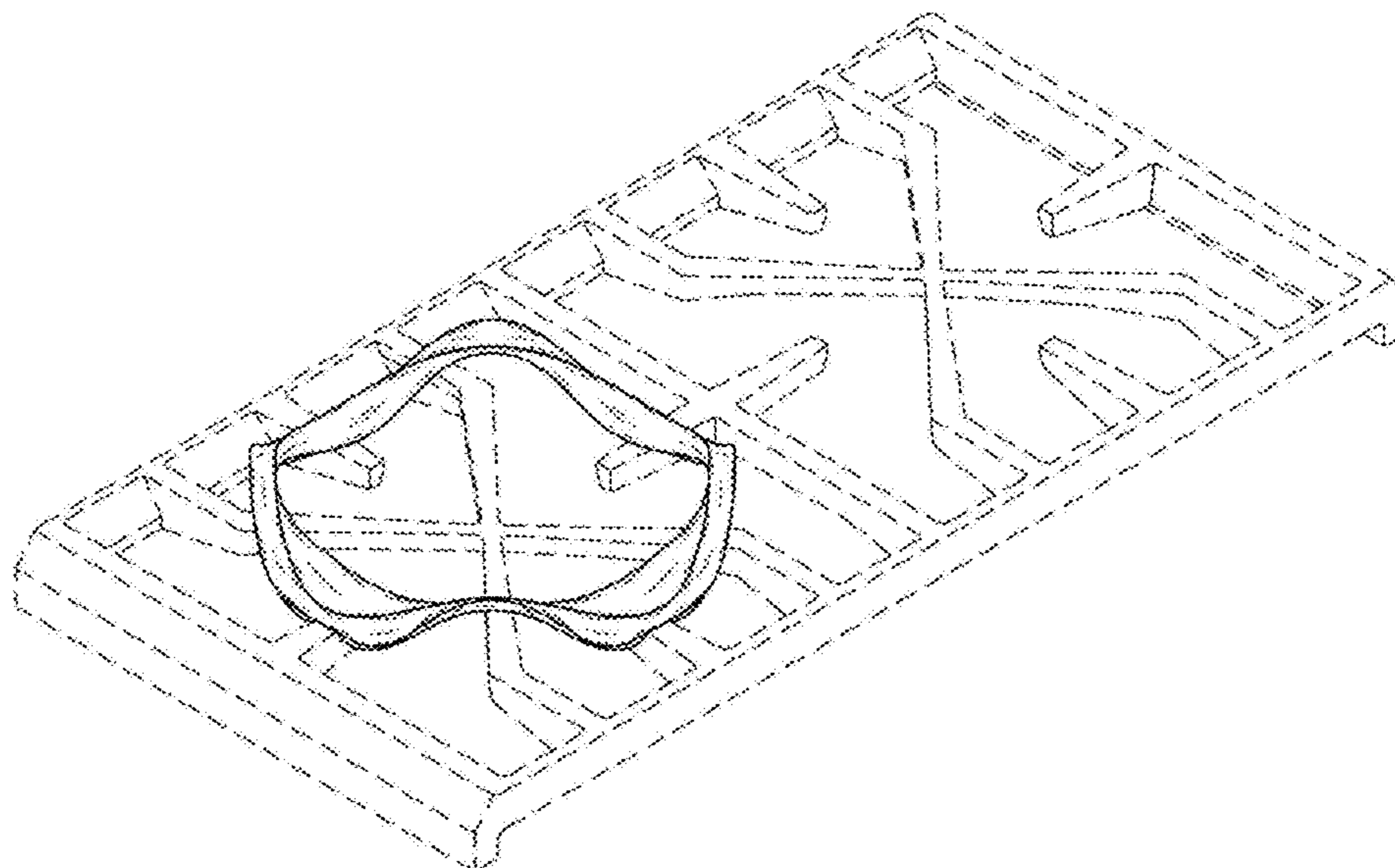
(56) **References Cited**  
U.S. PATENT DOCUMENTS  
D94,689 S \* 2/1935 Hobson ..... D7/408  
D126,421 S \* 4/1941 Parker ..... D7/408  
D126,422 S \* 4/1941 Parker ..... D7/408  
D128,164 S \* 7/1941 Hennessy ..... 126/214 C  
D142,617 S \* 10/1945 Coleman ..... 126/214 C  
D169,719 S \* 6/1953 Agee ..... D7/408  
D353,300 S \* 12/1994 Edman ..... D7/408  
D439,110 S \* 3/2001 Cozzolino ..... D7/408  
D667,266 S \* 9/2012 Cotter ..... D7/408  
D707,081 S \* 6/2014 Shamon ..... D7/388  
D729,567 S \* 5/2015 Haas ..... D7/368  
D750,433 S \* 3/2016 Lee ..... D7/408  
\* cited by examiner

*Primary Examiner* — Darlington Ly  
(74) *Attorney, Agent, or Firm* — Birch, Stewart, Kolasch & Birch, LLP

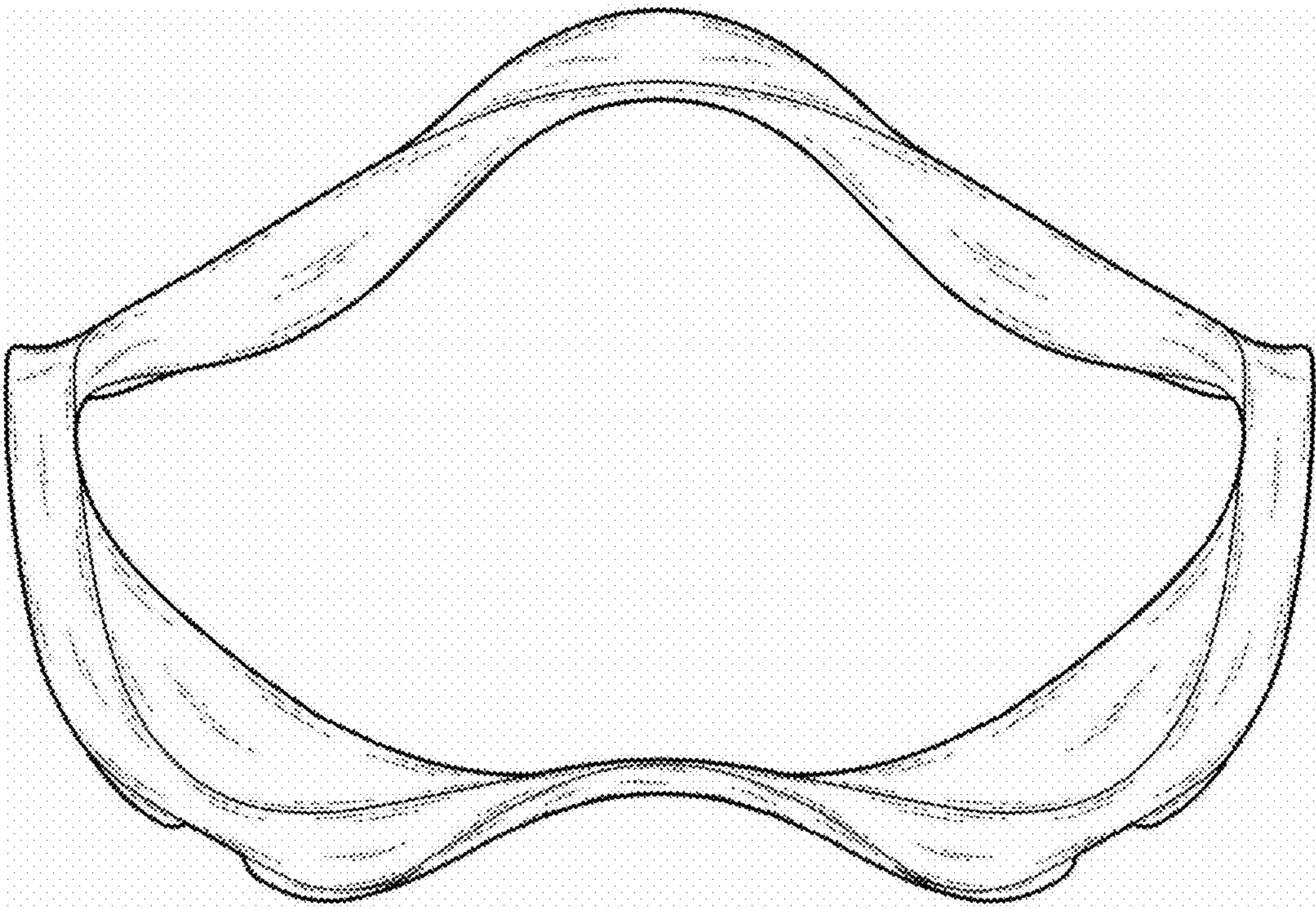
(57) **CLAIM**  
The ornamental design for a grate for gas oven range, as shown and described.

**DESCRIPTION**  
1. Grate for gas oven range  
1.1 is a top, front, and right side perspective view of a grate for gas oven range showing our new design;  
1.2 is a front elevation view thereof;  
1.3 is a rear elevation view thereof;  
1.4 is a left side elevation view thereof;  
1.5 is a right side elevation view thereof;  
1.6 is a top plan view thereof;  
1.7 is a bottom plan view thereof; and  
1.8 is a top, front, and right side perspective view thereof as mounted on top of an exemplary gas oven range.  
The broken line showing of the gas oven range is provided for the purpose of illustrating environmental structure and forms no part of the claimed design.

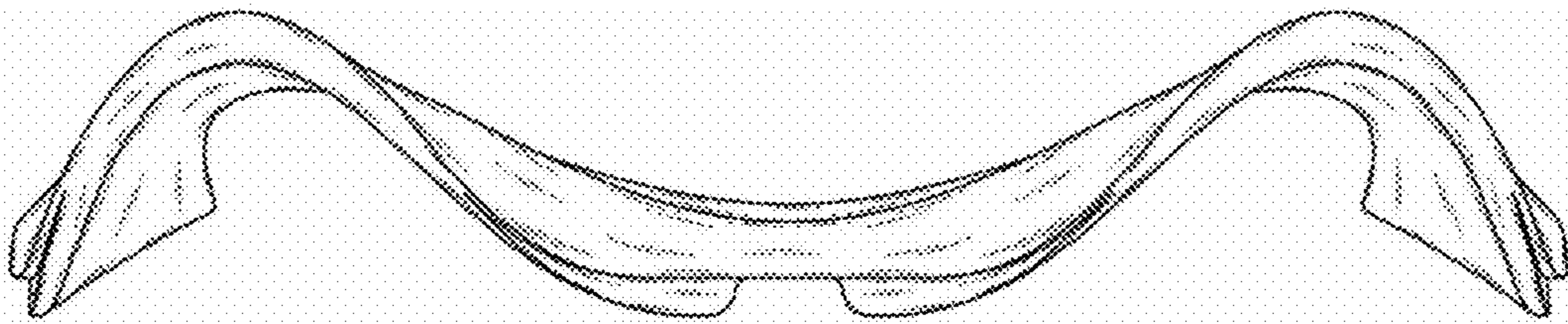
**1 Claim, 8 Drawing Sheets**



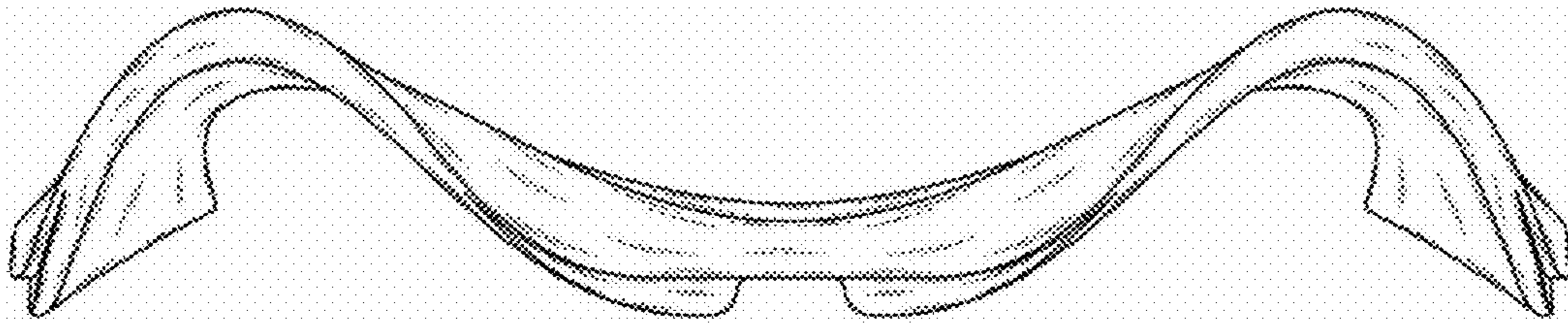
1.1



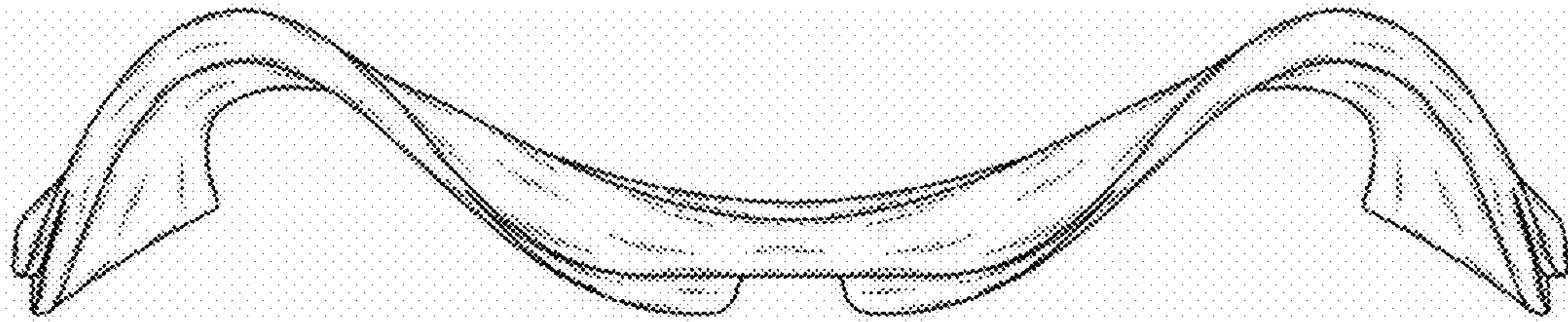
1.2



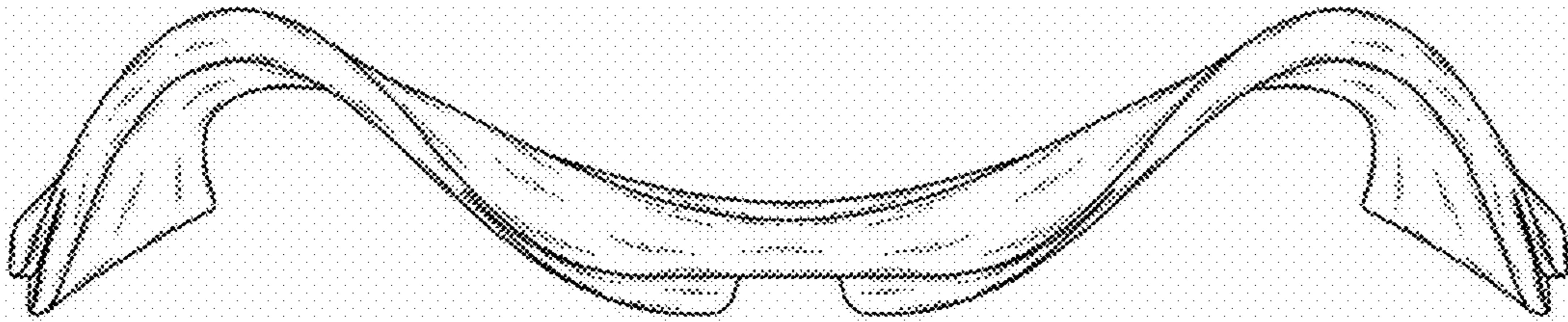
1.3



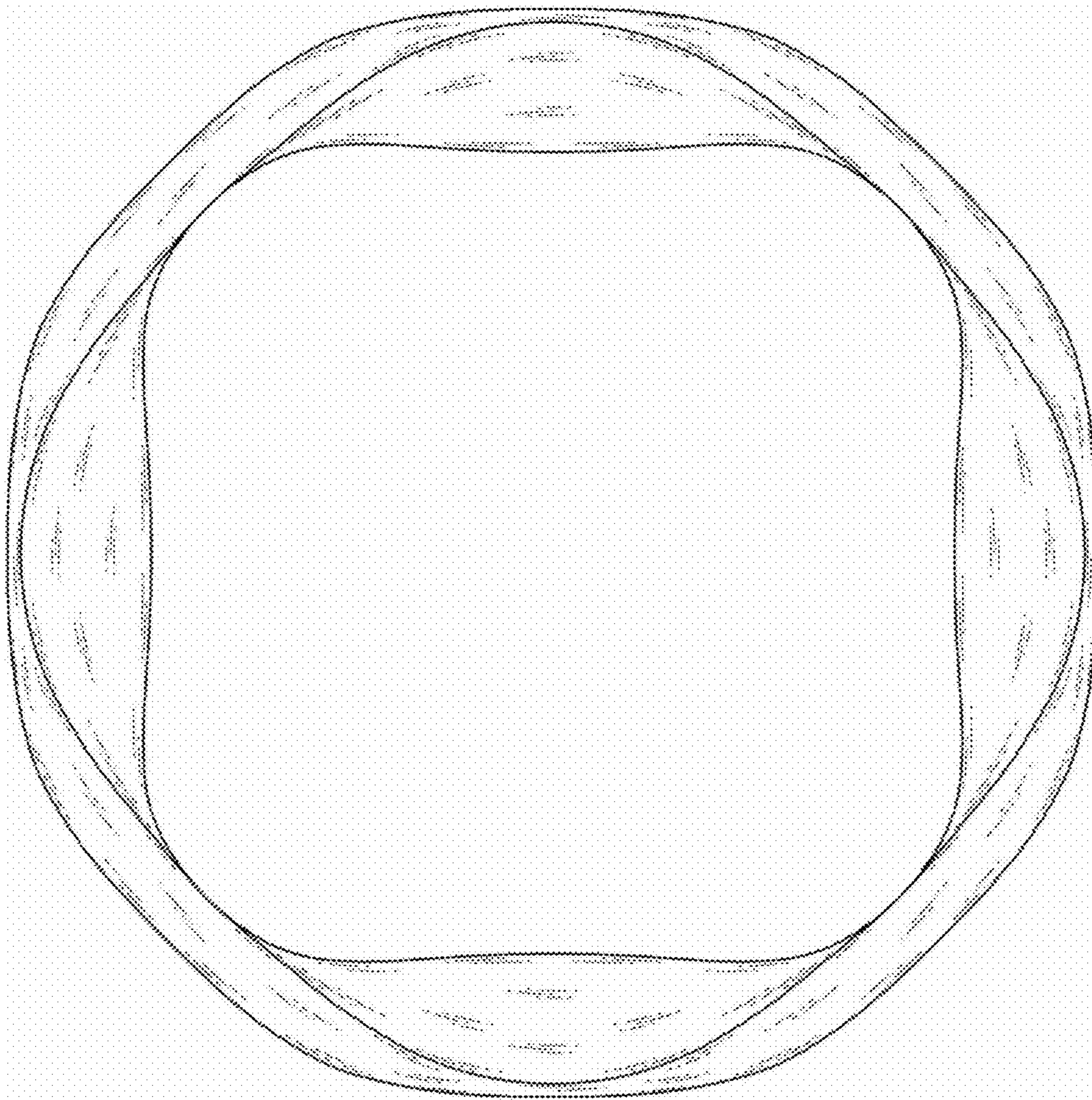
1.4



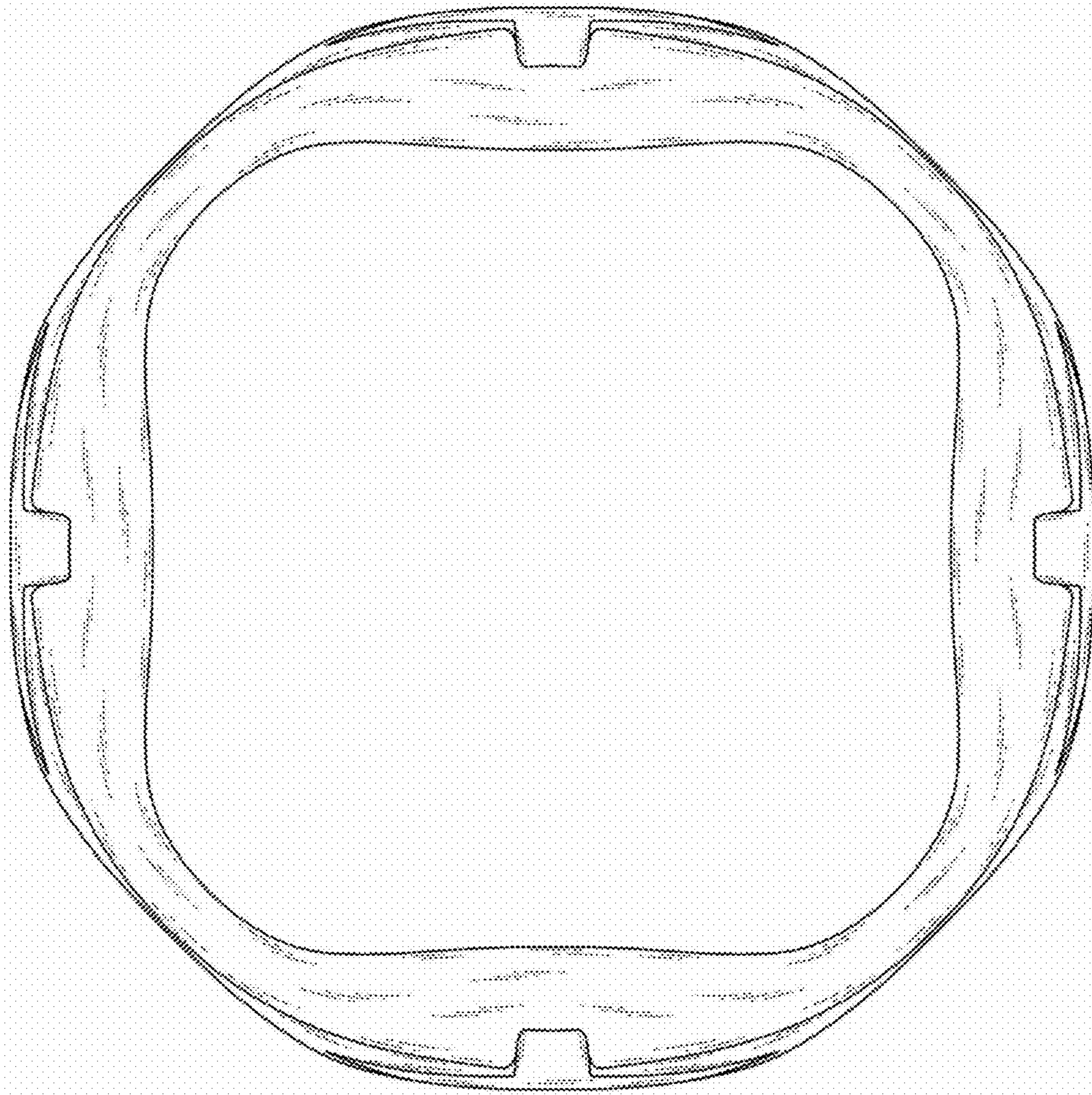
1.5



1.6



1.7





1.8

