



US00D832047S

(12) **United States Design Patent** (10) **Patent No.:** **US D832,047 S**
Hu (45) **Date of Patent:** **** Oct. 30, 2018**

(54) **GAS BURNER**

(56) **References Cited**

(71) Applicant: **GUANGDONG MIDEA KITCHEN APPLIANCES MANUFACTURING CO., LTD.**, Foshan (CN)

U.S. PATENT DOCUMENTS

(72) Inventor: **Yibo Hu**, Foshan (CN)

D378,885 S *	4/1997	Sparks	D7/408
D551,501 S *	9/2007	Baldwin	D7/408
D557,069 S *	12/2007	Shin	D7/408
D577,255 S *	9/2008	Baldwin	D7/408
D610,863 S *	3/2010	Kim	D7/340
D685,602 S *	7/2013	Lee	D7/340
D721,538 S *	1/2015	Kim	D7/408
D731,845 S *	6/2015	Kim	D7/340
D764,220 S *	8/2016	Kim	D7/339
D786,608 S *	5/2017	Cho	D7/339
D789,729 S *	6/2017	Lee	D7/340
D798,108 S *	9/2017	Shoemaker	D7/408
D811,164 S *	2/2018	Kamper	D7/408

(73) Assignee: **GUANGDONG MIDEA KITCHEN APPLIANCES MANUFACTURING CO., LTD.**, Foshan (CN)

(**) Term: **15 Years**

* cited by examiner

(21) Appl. No.: **29/588,862**

Primary Examiner — Sheryl Lane

(22) Filed: **Dec. 23, 2016**

Assistant Examiner — Nicole C Shiflet

(30) **Foreign Application Priority Data**

(74) *Attorney, Agent, or Firm* — Hodgson Russ LLP

Aug. 31, 2016 (CN) 2016 3 0451565

(51) **LOC (11) Cl.** **07-02**

(57) **CLAIM**

(52) **U.S. Cl.**

The ornamental design for a gas burner, as shown and described.

USPC **D7/407**

DESCRIPTION

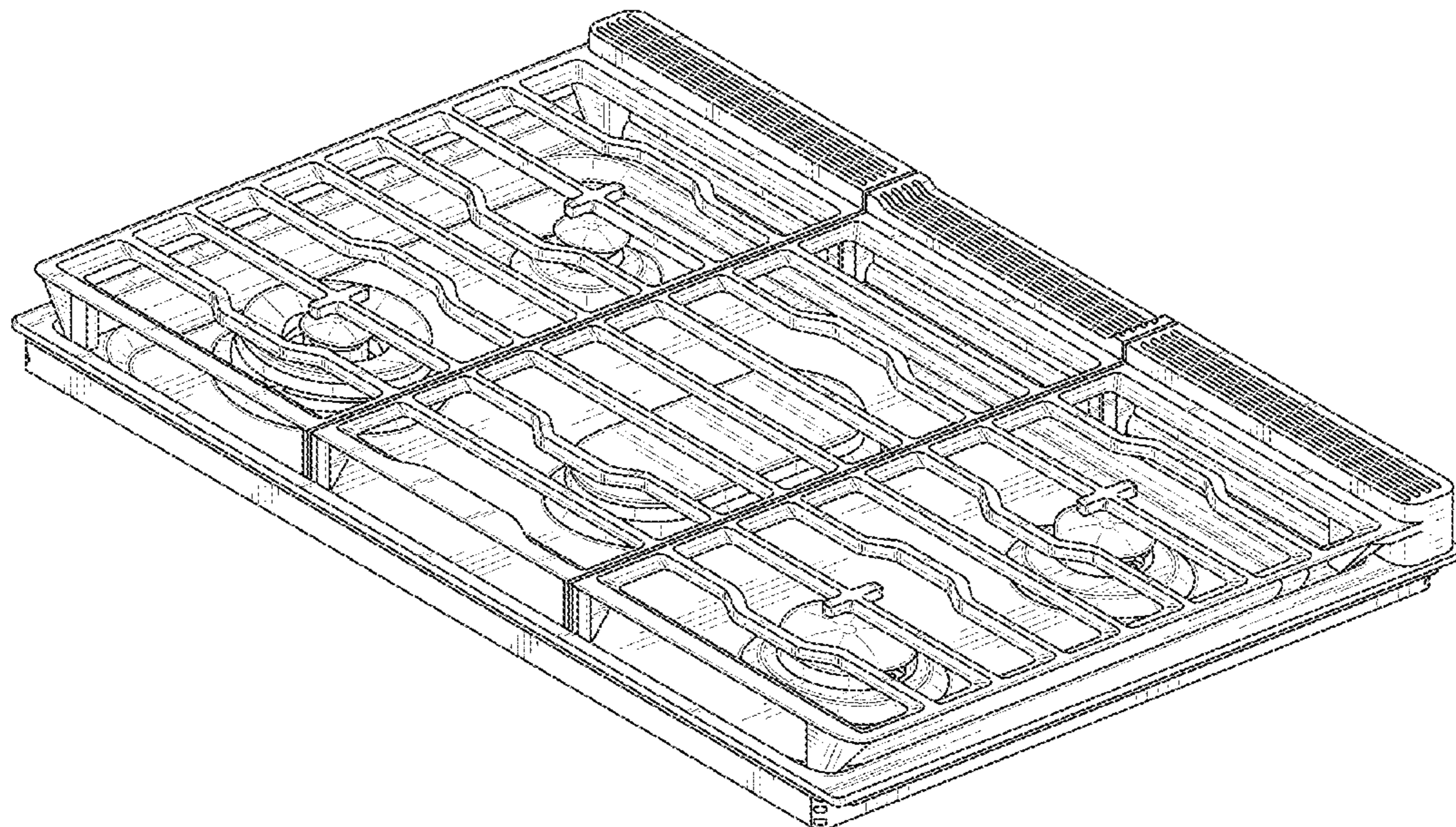
(58) **Field of Classification Search**

FIG. 1 is a perspective view of a gas burner;
FIG. 2 is a front elevation view thereof;
FIG. 3 is a right side elevation view thereof;
FIG. 4 is a left side elevation view thereof; and,
FIG. 5 is a top plan view thereof.

USPC D7/402-409, 323, 332-351, 362-367,
D7/399, 397, 309, 306, 387, 354,
D7/359-361, 352; D23/386, 397, 402,
D23/415-419; D15/81, 144; D13/112;
D9/452, 454; D22/122
CPC F24C 15/10; F24C 15/107; F24C 15/001;
F24C 3/08; F24C 3/082; F24C 3/085;
H05B 6/6414; H05B 6/6408; A47J 31/40;
A47J 31/42

See application file for complete search history.

1 Claim, 5 Drawing Sheets



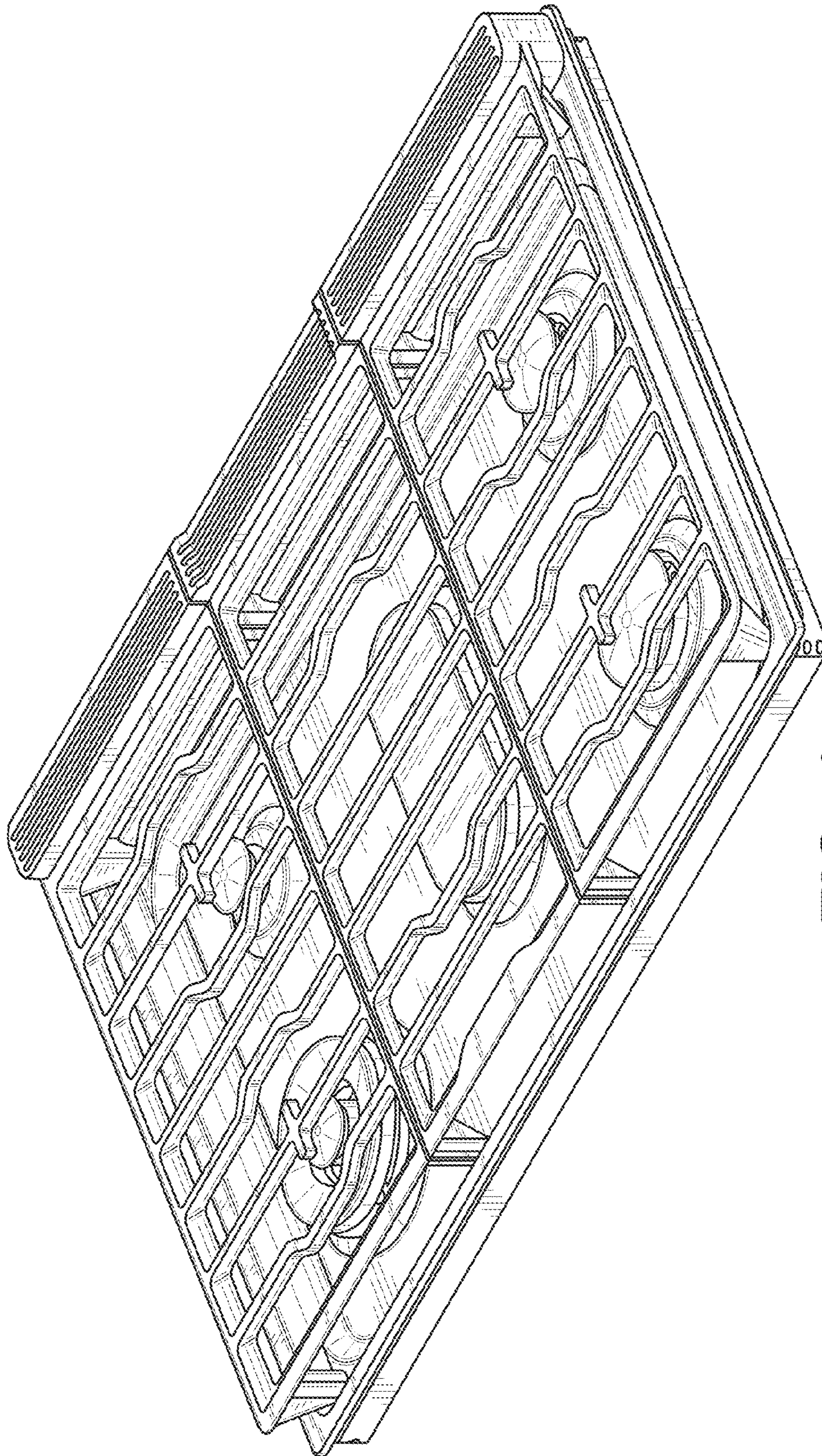


FIG. 1

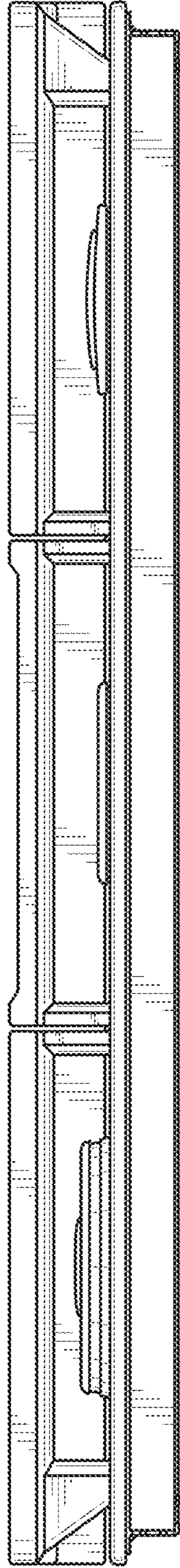


FIG. 2

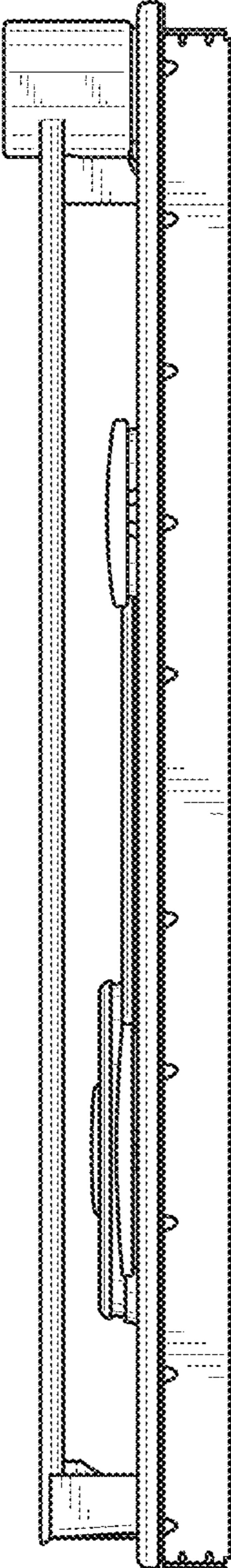


FIG. 3

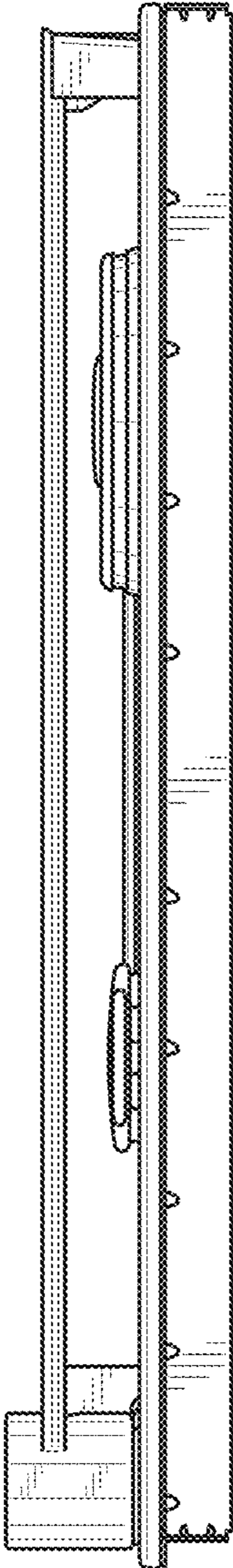


FIG. 4




FIG. 5