

US00D832043S

(12) **United States Design Patent**
Gebhardt

(10) **Patent No.:** **US D832,043 S**

(45) **Date of Patent:** **** Oct. 30, 2018**

(54) **FLATWARE HANDLE**

(71) Applicant: **Oneida Ltd.**, Columbus, OH (US)

(72) Inventor: **Paul E. Gebhardt**, Oneida, NY (US)

(73) Assignee: **Oneida Ltd.**, Columbus, OH (US)

(**) Term: **15 Years**

(21) Appl. No.: **29/604,717**

(22) Filed: **May 19, 2017**

(51) **LOC (11) Cl.** **07-03**

(52) **U.S. Cl.**

USPC **D7/401.2; D7/653**

(58) **Field of Classification Search**

USPC D7/368, 401.2, 642-649, 653-664, 669,
D7/675-677, 683, 688-689, 691;
D8/107, 300-301; D22/117-118

CPC ... A01D 9/02; A01D 9/04; A01D 9/06; A47G
21/00; A47G 21/004; A47G 21/005;
A47G 21/02; A47G 21/023; A47G 21/04;
A47G 21/06; A47G 21/08; A47J 43/28;
A47J 43/281; A47J 43/282; A61F 13/10;
A61J 7/0023; B25G 1/00; B25G 1/01;
B25G 1/02; B25G 3/00; B65D 75/56;
B65D 75/563; B65D 75/566; B67B 7/00;
B67B 7/724; B67B 7/73

See application file for complete search history.

(56) **References Cited**

U.S. PATENT DOCUMENTS

D67,459 S *	6/1925	Gordon	D7/653
D145,144 S *	7/1946	Price	D7/653
D154,004 S *	5/1949	Wagner	D7/653
D248,724 S *	8/1978	Lea	D7/661
D431,758 S *	10/2000	Junko	D7/653
D470,020 S *	2/2003	Whitworth	D7/645
D489,942 S *	5/2004	Shane-Schuldt	D7/653

D552,936 S *	10/2007	Shane-Schuldt	D7/653
D565,362 S *	4/2008	Ito	D7/653
D572,091 S *	7/2008	Holcomb	D7/653
D577,264 S *	9/2008	Shane-Schuldt	D7/653

(Continued)

Primary Examiner — Ricky Pham

(74) *Attorney, Agent, or Firm* — Frost Brown Todd LLC

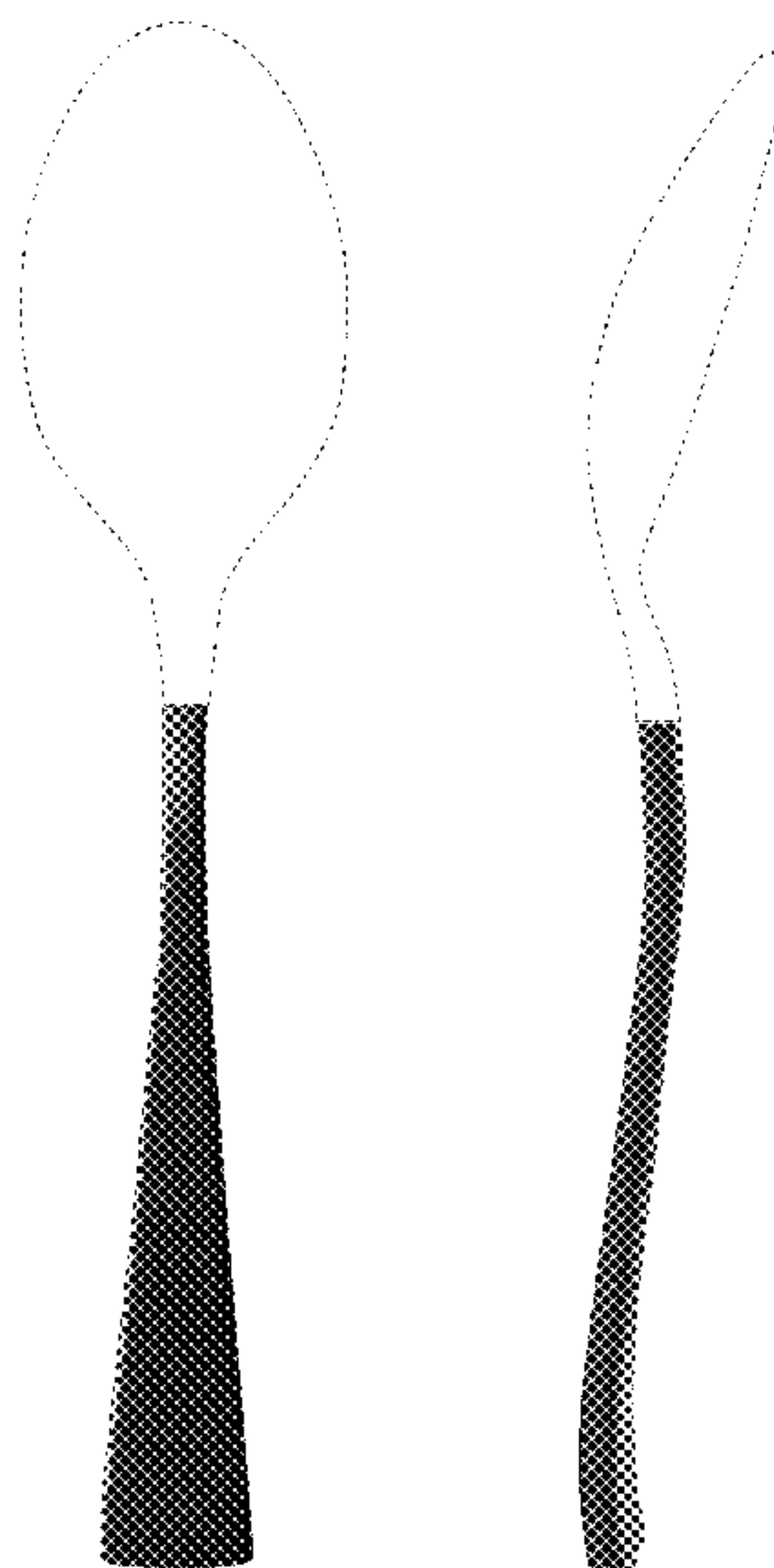
(57) **CLAIM**

The ornamental design for a flatware handle, as shown and described.

DESCRIPTION

FIG. 1 is a top view of an ornamental design for flatware handle embodied as a spoon;
 FIG. 2 is a bottom view thereof;
 FIG. 3 is a side view thereof;
 FIG. 4 is a side view thereof, opposite to the side view of FIG. 3;
 FIG. 5 is an end view thereof;
 FIG. 6 is an end view thereof; opposite to the end view of FIG. 5 and rotated about the longitudinal axis 180 degrees;
 FIG. 7 is a top view of an ornamental design for flatware handle embodied as a knife;
 FIG. 8 is a bottom view thereof;
 FIG. 9 is a side view thereof;
 FIG. 10 is a side view thereof, opposite to the side view of FIG. 9;
 FIG. 11 is an end view thereof; and,
 FIG. 12 is an end view thereof; opposite to the end view of FIG. 11 and rotated about the longitudinal axis 180 degrees.
 The dot-dash-dot broken lines immediately adjacent to the photographic area represent an unclaimed boundary of the design. The evenly spaced broken lines showing the remainder of the flatware handle are for environmental purposes only and form no part of the claimed design. Any textual information shown on the article is environmental only and forms no part of the claimed design.

1 Claim, 6 Drawing Sheets



(56)

References Cited

U.S. PATENT DOCUMENTS

D578,357	S	*	10/2008	Shane-Schuldt	D7/653
D593,375	S	*	6/2009	Shane-Schuldt	D7/653
D612,676	S	*	3/2010	Holcomb	D7/401.2
D618,055	S	*	6/2010	Richmond	D7/401.2
D625,550	S	*	10/2010	Holcomb	D7/401.2
D625,552	S	*	10/2010	Shane-Schuldt	D7/401.2
D625,555	S	*	10/2010	Ito	D7/401.2
D625,556	S	*	10/2010	Ito	D7/401.2
D629,659	S	*	12/2010	Williams	D7/642
D656,781	S	*	4/2012	Holcomb	D7/401.2
D657,190	S	*	4/2012	Shane-Schuldt	D7/401.2
D694,071	S	*	11/2013	Williams	D7/401.2
D705,602	S	*	5/2014	Shane-Schuldt	D7/401.2
D706,078	S	*	6/2014	Shane-Schuldt	D7/401.2
D741,666	S	*	10/2015	Kemker	D7/653

* cited by examiner




FIG. 1

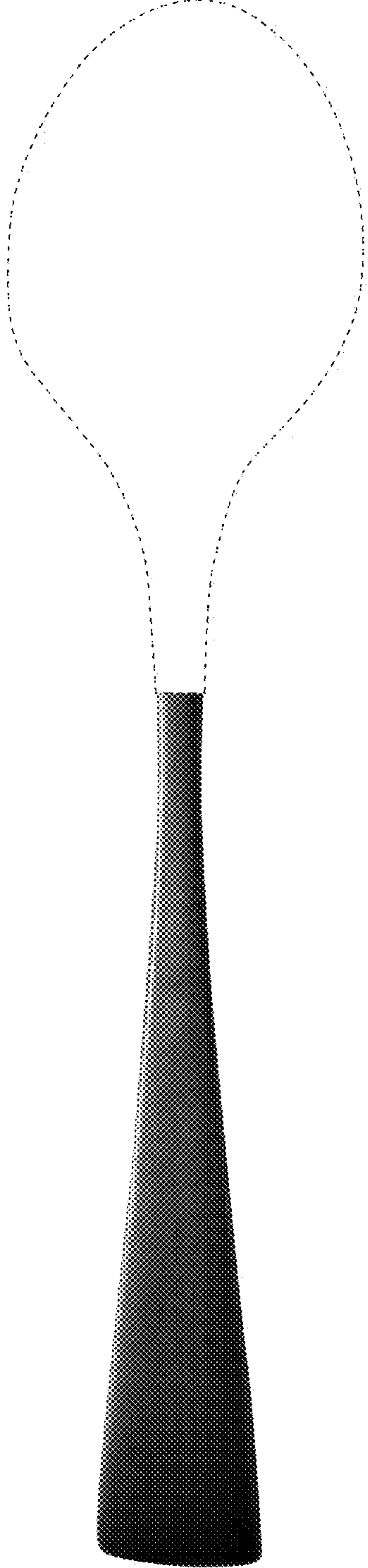


FIG. 2




FIG. 3




FIG. 4

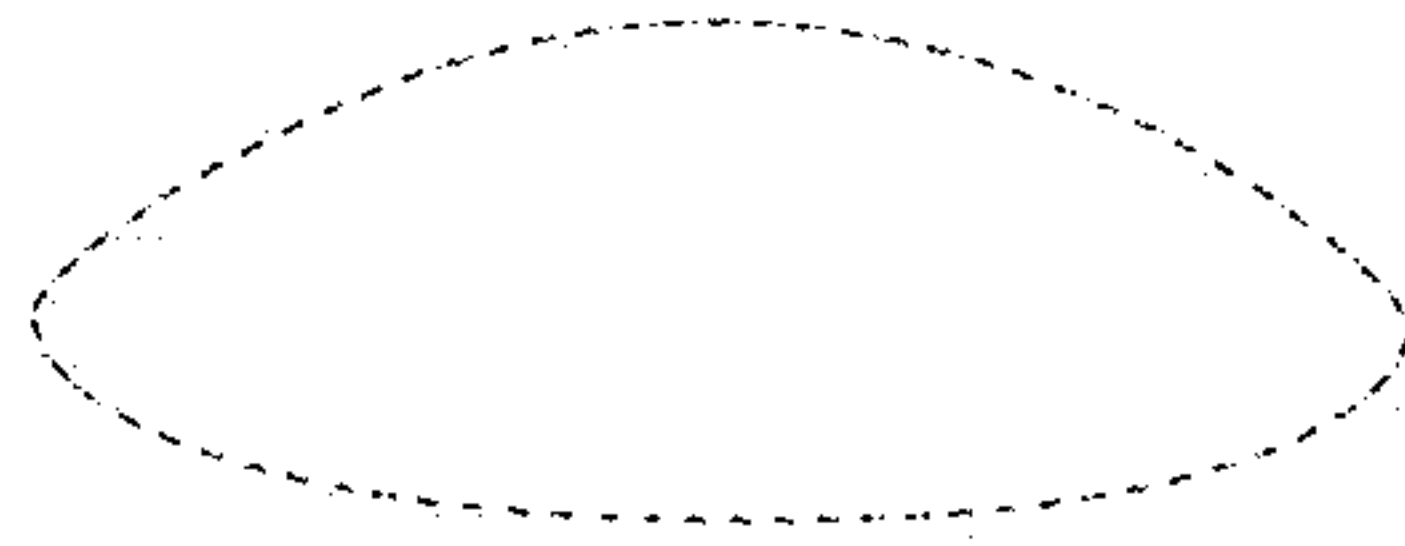


FIG. 5

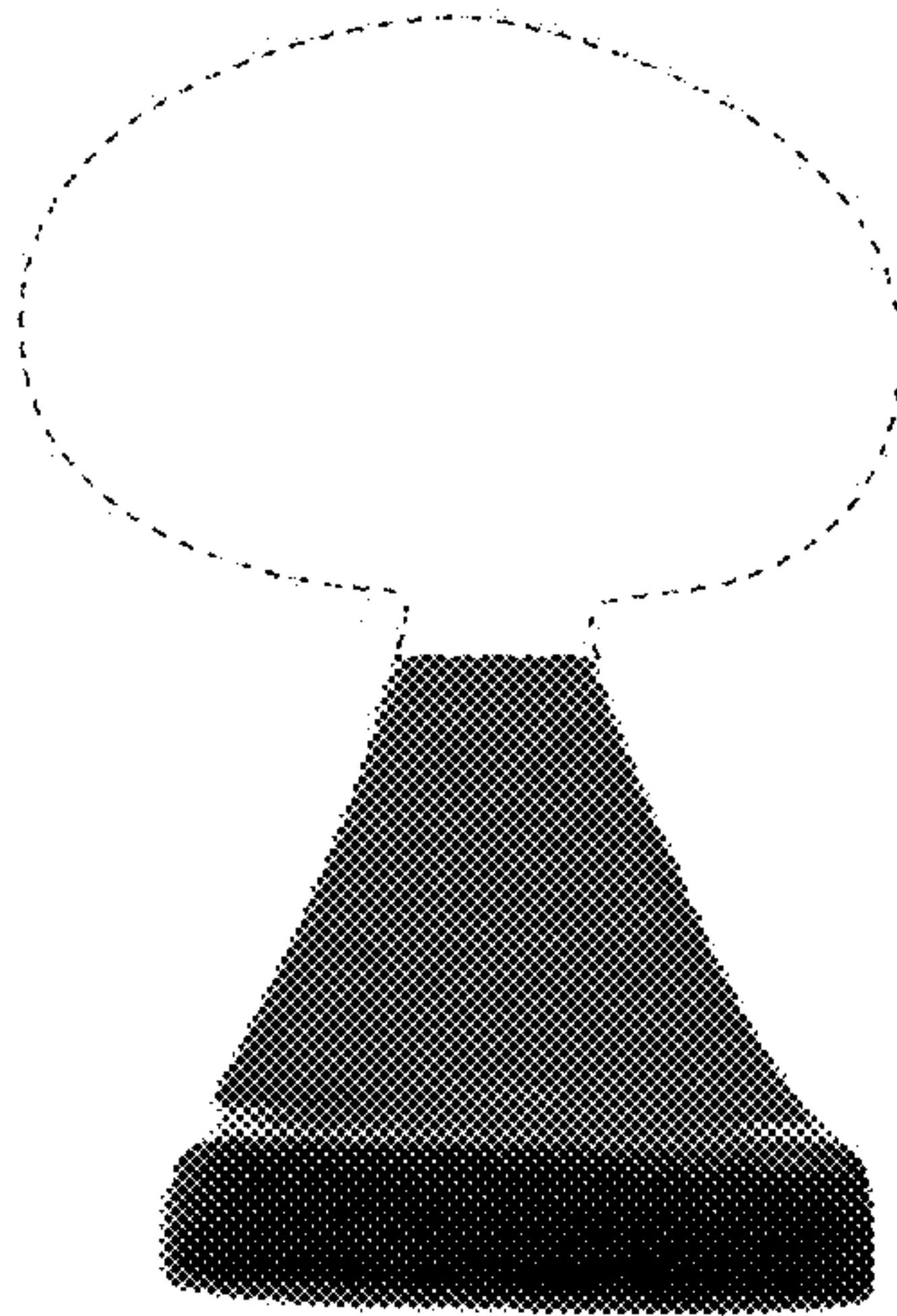


FIG. 6

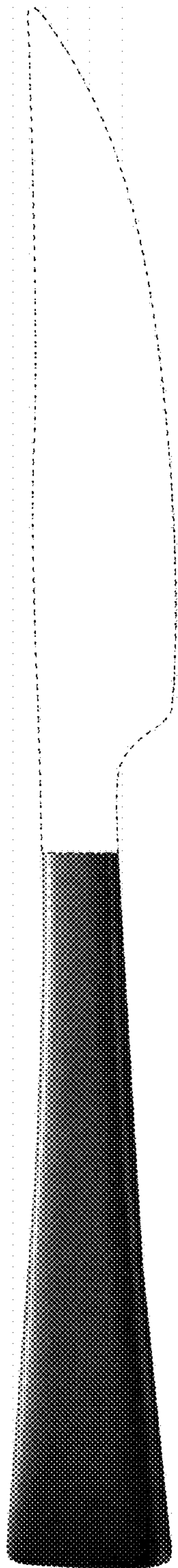


FIG. 7

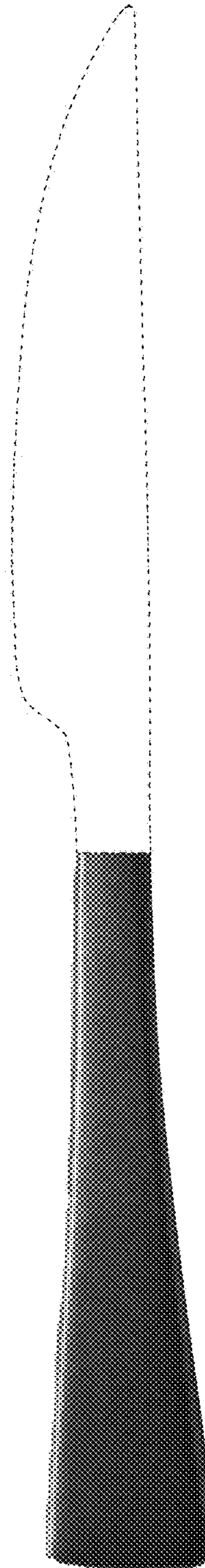


FIG. 8




FIG. 9




FIG. 10

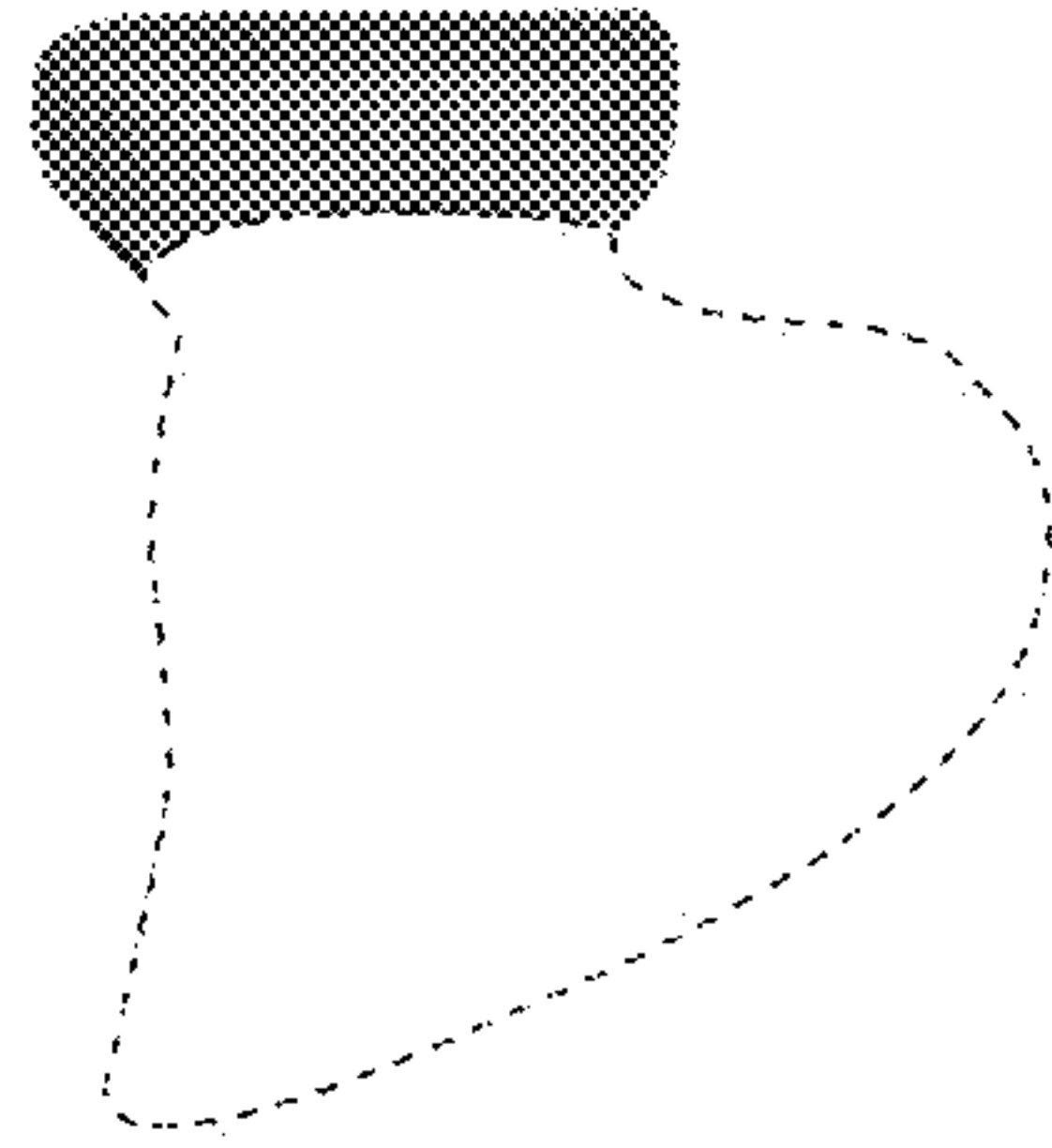


FIG. 11

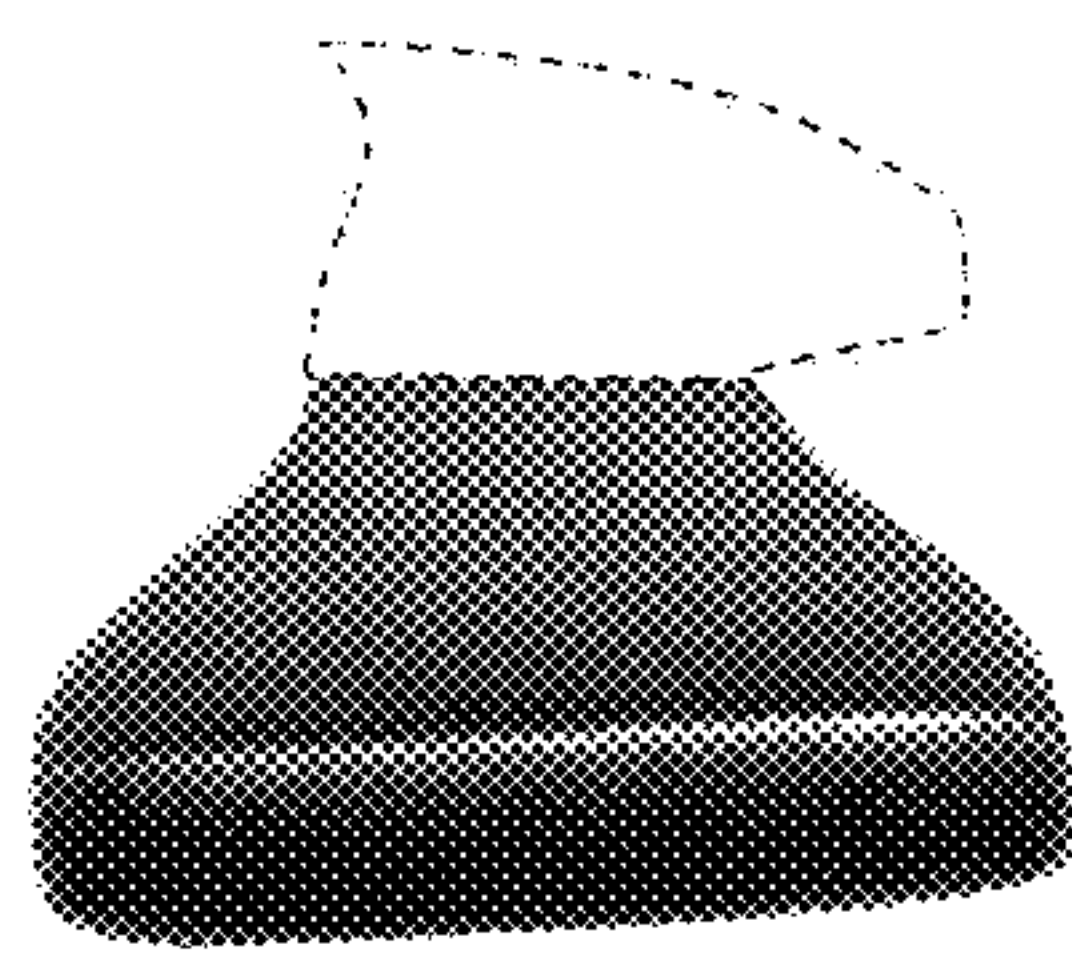


FIG. 12