



US00D832034S

(12) **United States Design Patent**
Munari

(10) **Patent No.:** **US D832,034 S**

(45) **Date of Patent:** **** Oct. 30, 2018**

(54) **HANDLE FOR COOKWARE**

(71) Applicant: **LA TERMOPLASTIC F.B.M. S.R.L.**,
Arsago Seprio (VA) (IT)

(72) Inventor: **Marco Munari**, Cardano Al Campo
(IT)

(73) Assignee: **LA TERMOPLASTIC F.B.M. S.R.L.**,
Arsago Seprio (VA) (IT)

(**) Term: **15 Years**

(21) Appl. No.: **29/561,297**

(22) Filed: **Apr. 14, 2016**

(30) **Foreign Application Priority Data**

Oct. 14, 2015 (EM) 002822395

(51) **LOC (11) Cl.** **07-02**

(52) **U.S. Cl.**
USPC **D7/395**

(58) **Field of Classification Search**

USPC D7/354-361, 393-395, 401.2, 664;
D8/107, 300, 303, 307, 313, 321;
D4/138, 129

CPC A47J 45/06; A47J 45/061; A47J 45/08;
A47J 45/085; A47J 45/071; A47J 45/072;
B65D 25/2802; B65D 25/2882; B65D
25/2885; B65D 25/2888; B65D 25/2894;
Y10S 220/912

See application file for complete search history.

(56) **References Cited**

U.S. PATENT DOCUMENTS

D525,081 S * 7/2006 Munari D7/395
D562,063 S * 2/2008 Munari D7/395

D575,984 S * 9/2008 Coppi D7/395
D578,824 S * 10/2008 Munari D7/395
D615,810 S * 5/2010 Munari D7/395
D629,647 S * 12/2010 Munari D7/395
D686,873 S * 7/2013 Rae D7/395
D686,874 S * 7/2013 Rae D7/395
D699,071 S * 2/2014 Munari D7/395
D724,377 S * 3/2015 Munari D7/395
D724,378 S * 3/2015 Munari D7/395
D724,379 S * 3/2015 Munari D7/395
D730,686 S * 6/2015 Barberi D7/395
D736,032 S * 8/2015 Munari D7/395
D741,108 S * 10/2015 Munari D7/395
D784,074 S * 4/2017 Courteaux D7/395
D784,756 S * 4/2017 Dingjian D7/395

* cited by examiner

Primary Examiner — Cynthia M. Chin

(74) *Attorney, Agent, or Firm* — Hedman & Costigan,
P.C.; James V. Costigan; Kathleen A. Costigan

(57) **CLAIM**

I claim the ornamental design for a handle for cookware, as shown and described.

DESCRIPTION

FIG. 1 is a top perspective view of a handle for cookware according to the present invention;

FIG. 2 is a left side elevational view thereof;

FIG. 3 is a right side elevational view thereof;

FIG. 4 is a front elevational view thereof;

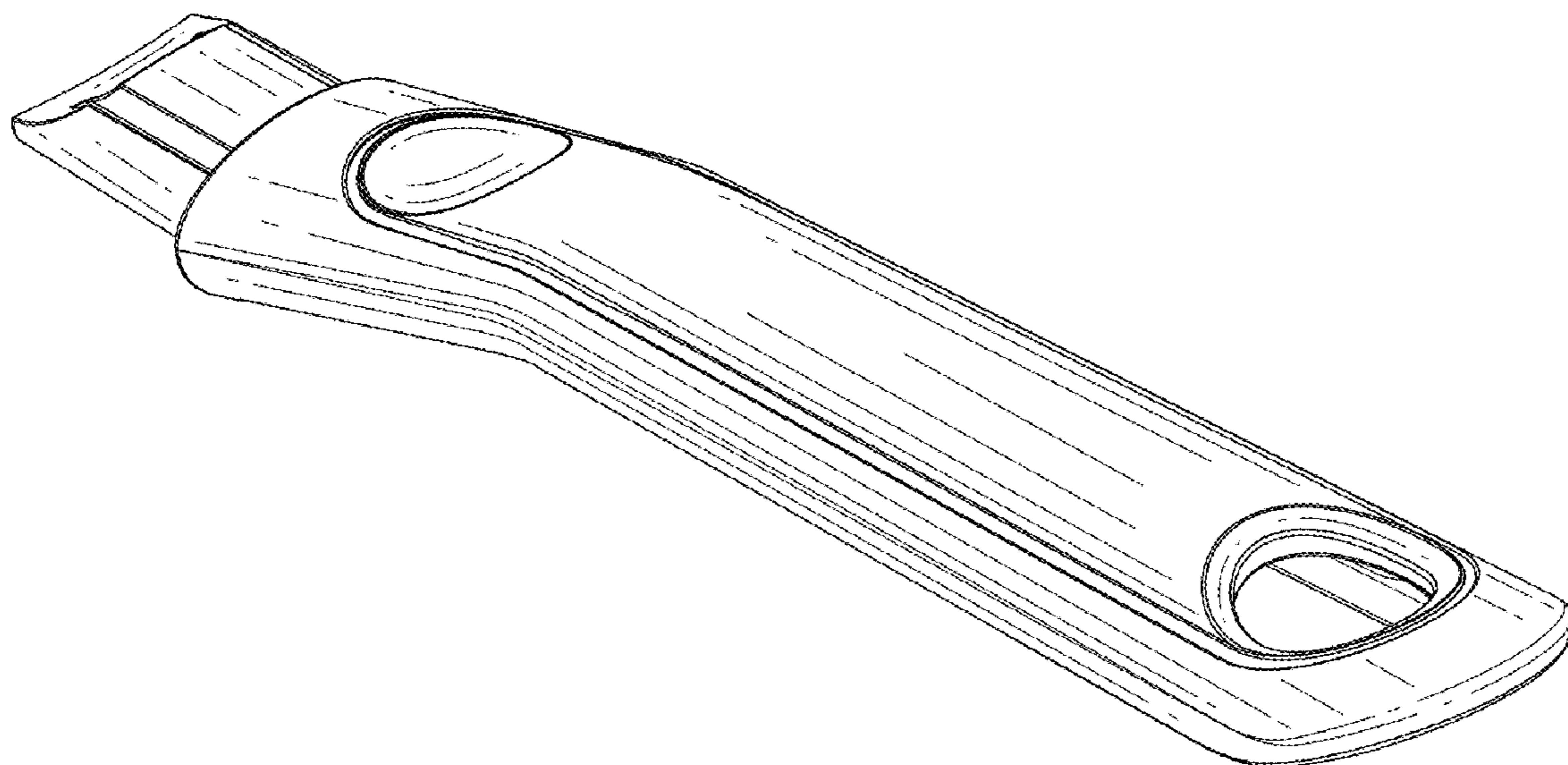
FIG. 5 is a rear elevational view thereof;

FIG. 6 is top plan view thereof; and,

FIG. 7 is a bottom plan view thereof.

The portions of the handle for cookware shown in broken lines form no part of the claimed design.

1 Claim, 2 Drawing Sheets



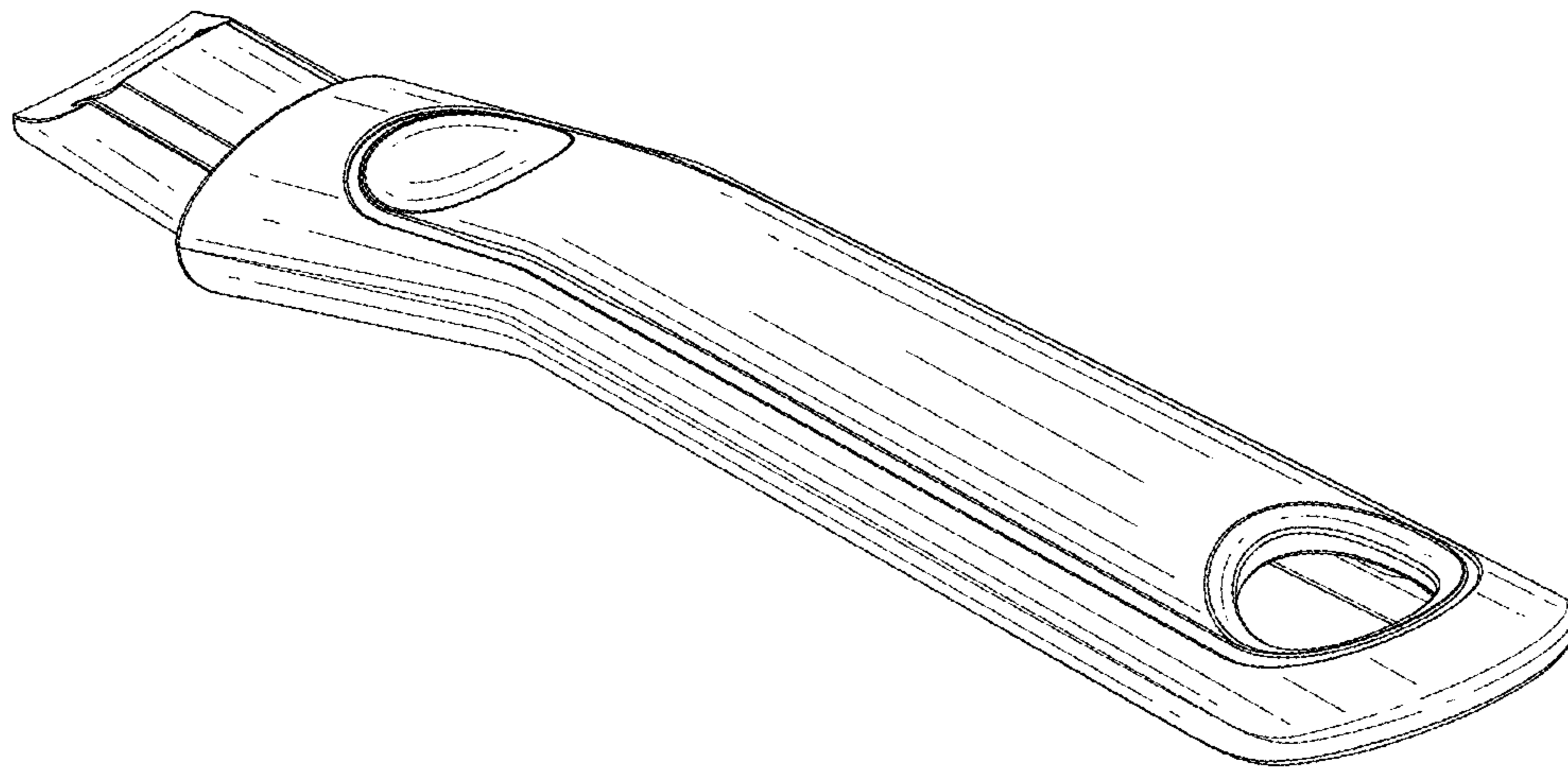


FIG. 1

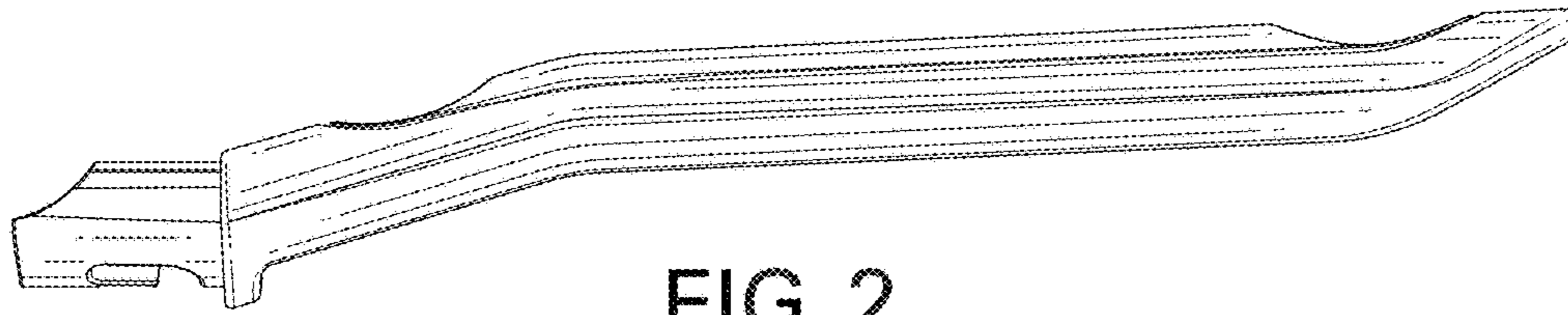


FIG. 2




FIG. 3

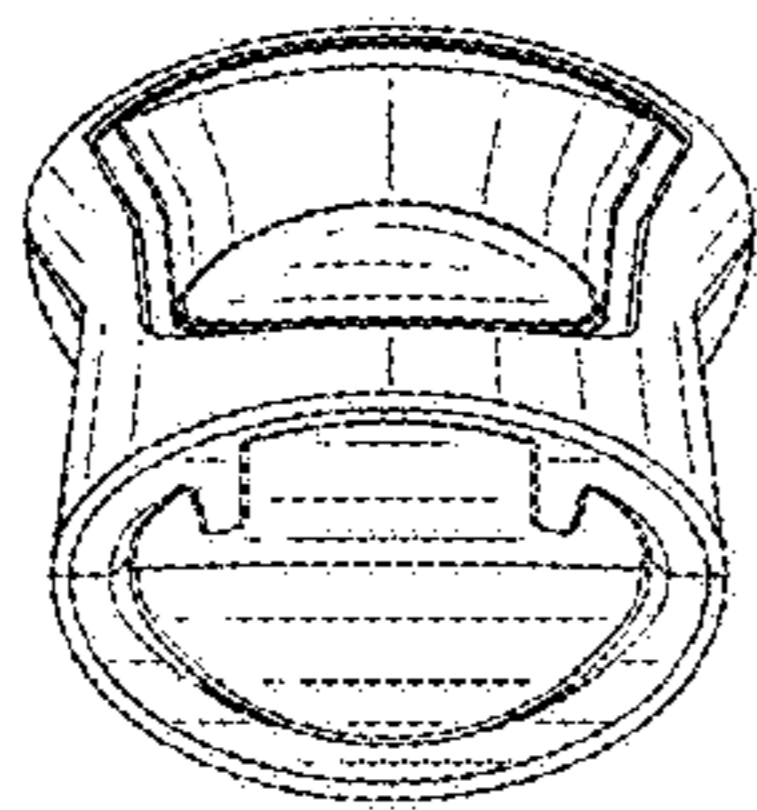


FIG. 4

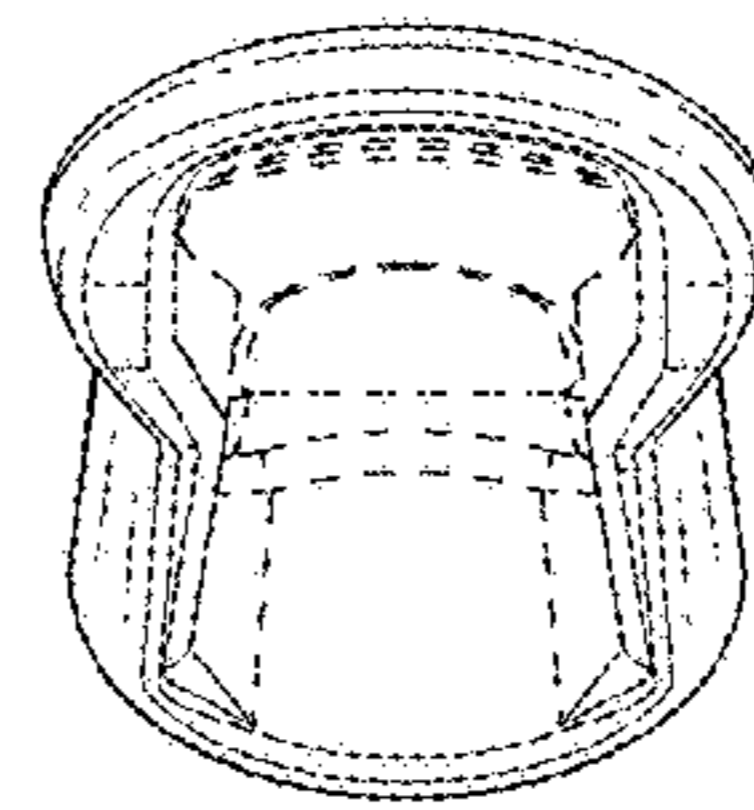


FIG. 5

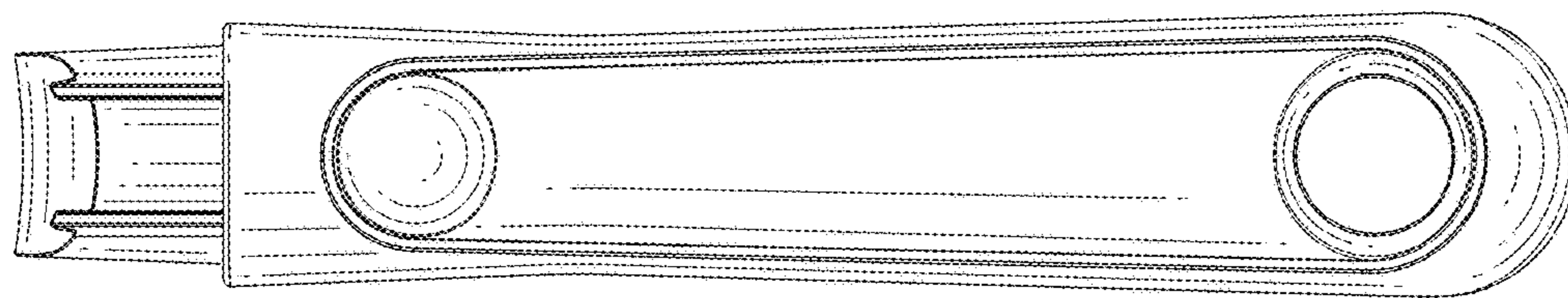


FIG. 6

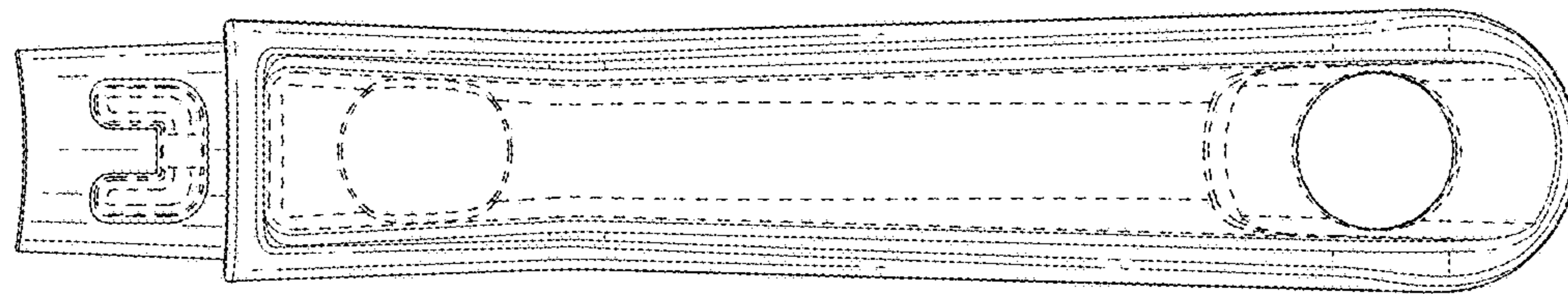


FIG. 7