



US00D832030S

(12) **United States Design Patent**  
**Veldeman**

(10) **Patent No.:** **US D832,030 S**

(45) **Date of Patent:** **\*\* Oct. 30, 2018**

(54) **COOKWARE LID**

(71) Applicant: **Zwilling J.A. Henckels AG**, Solingen (DE)

(72) Inventor: **Maarten Veldeman**, Antwerpen (BE)

(73) Assignee: **Zwilling J.A. Henckels AG** (DE)

(\*\*) Term: **15 Years**

(21) Appl. No.: **29/618,122**

(22) Filed: **Sep. 19, 2017**

(30) **Foreign Application Priority Data**

Jun. 1, 2017 (EM) ..... 004028066

(51) **LOC (11) Cl.** ..... **07-02**

(52) **U.S. Cl.**  
USPC ..... **D7/391; D7/354**

(58) **Field of Classification Search**

USPC ..... D7/323, 354-361, 391, 393, 406, 664

CPC ..... A47J 27/00; A47J 27/002; A47J 27/004;

A47J 27/08; A47J 27/0802; A47J

27/0804; A47J 27/0811; A47J 27/0813;

A47J 27/0815; A47J 27/0817; A47J

27/084; A47J 27/09; A47J 27/092; A47J

36/025; A47J 36/06; A47J 36/08; A47J

37/12; A47J 37/1204; A47J 37/1209;

A47J 45/07; A47J 45/071; A47J 45/074;

A47J 45/08; B01D 2201/345; B01J 3/03;

B01J 3/04; F01P 2011/0247; F01P

2011/0252; H05B 6/00; H05B 6/02;

H05B 6/06

See application file for complete search history.

(56) **References Cited**

U.S. PATENT DOCUMENTS

D557,062 S \* 12/2007 Henry ..... D7/360

D558,534 S \* 1/2008 Claramunt ..... D7/664

D609,523 S \* 2/2010 Mai ..... D7/354

D749,891 S \* 2/2016 Pujols ..... D7/354

D756,162 S \* 5/2016 Gabbay ..... D7/354

D808,709 S \* 1/2018 Tyson ..... D7/360

\* cited by examiner

*Primary Examiner* — Ricky Pham

(74) *Attorney, Agent, or Firm* — Mayback & Hoffman,  
P.A.; Gregory L. Mayback

(57) **CLAIM**

The ornamental design for a cookware lid, as shown and described.

**DESCRIPTION**

FIG. 1 is a perspective view of a cookware lid showing my new design;

FIG. 2 is an elevational view of a bottom side thereof;

FIG. 3 is a top plan view thereof;

FIG. 4 is an elevational view of a top side thereof from a side opposite the view of FIG. 2;

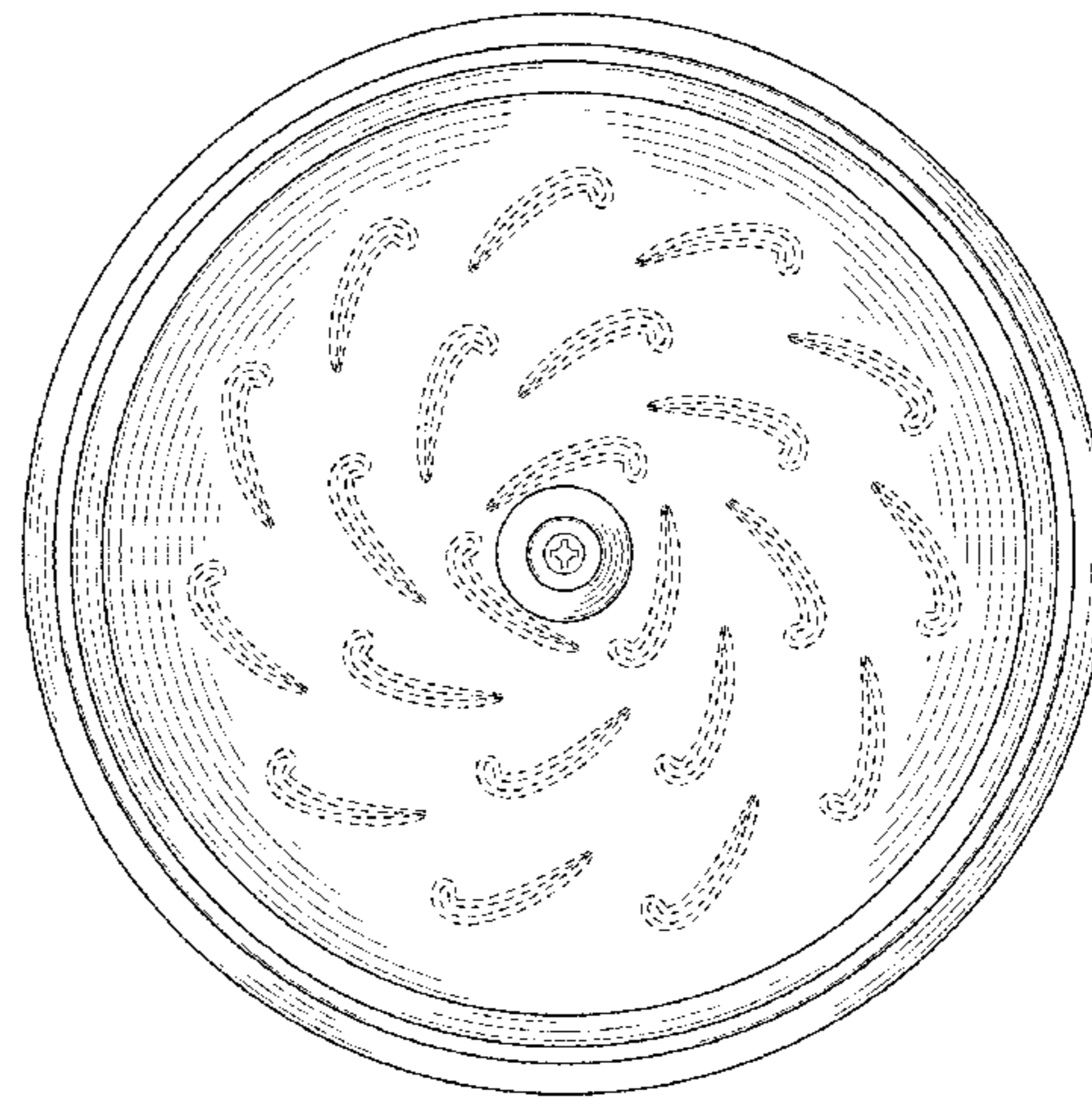
FIG. 5 is an elevational view of a left side thereof;

FIG. 6 is an elevational view of a right side thereof from a side opposite the view of FIG. 5; and,

FIG. 7 is a bottom plan view thereof.

The broken lines of a cookware pot in FIGS. 1 to 6 and the broken lines of drip bosses in FIG. 7 are for the purpose of illustrating unclaimed environment of the design, are for illustrative purposes only, and form no part of the claimed design.

**1 Claim, 4 Drawing Sheets**



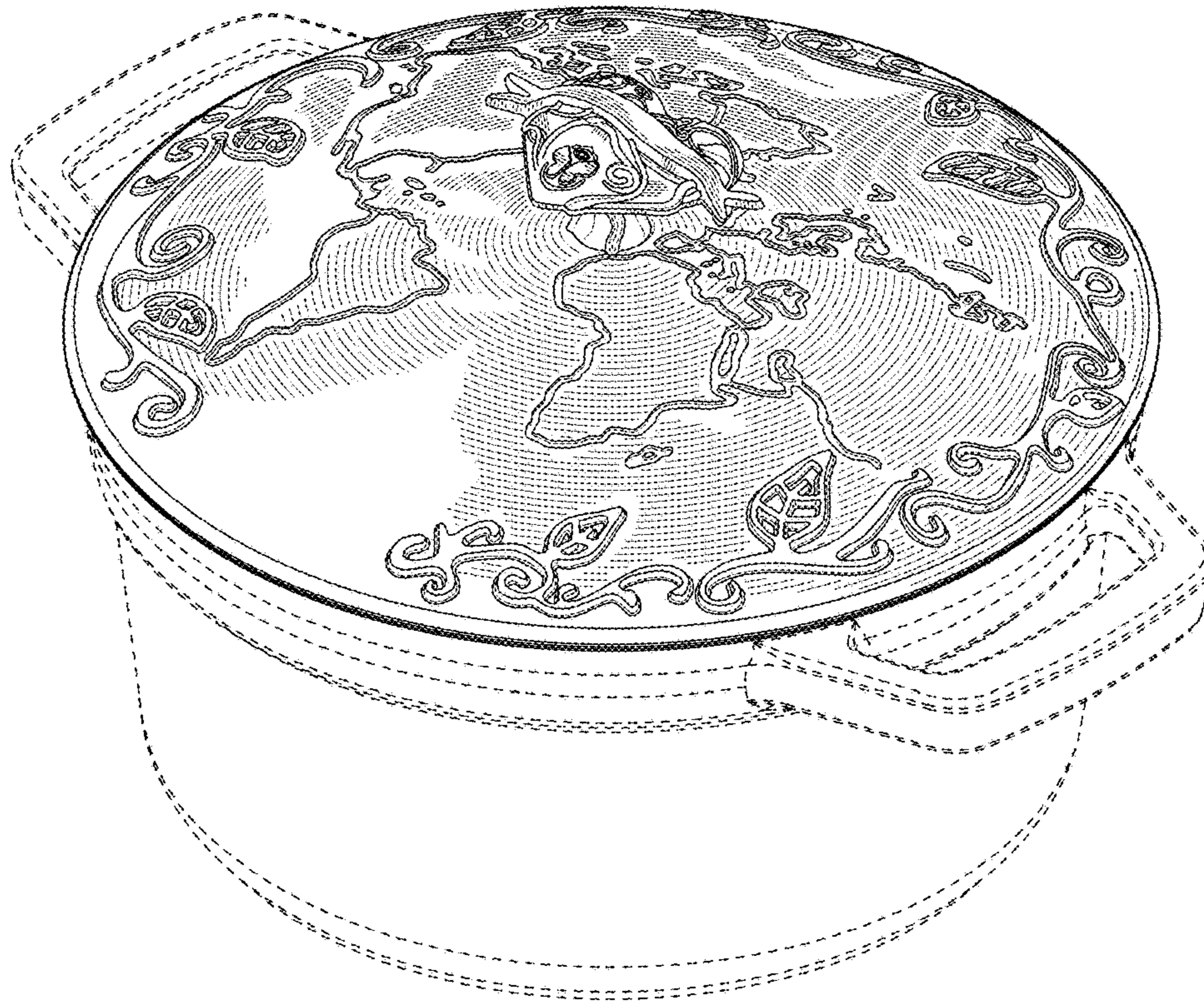


FIG. 1




FIG. 2



FIG. 3




FIG. 4

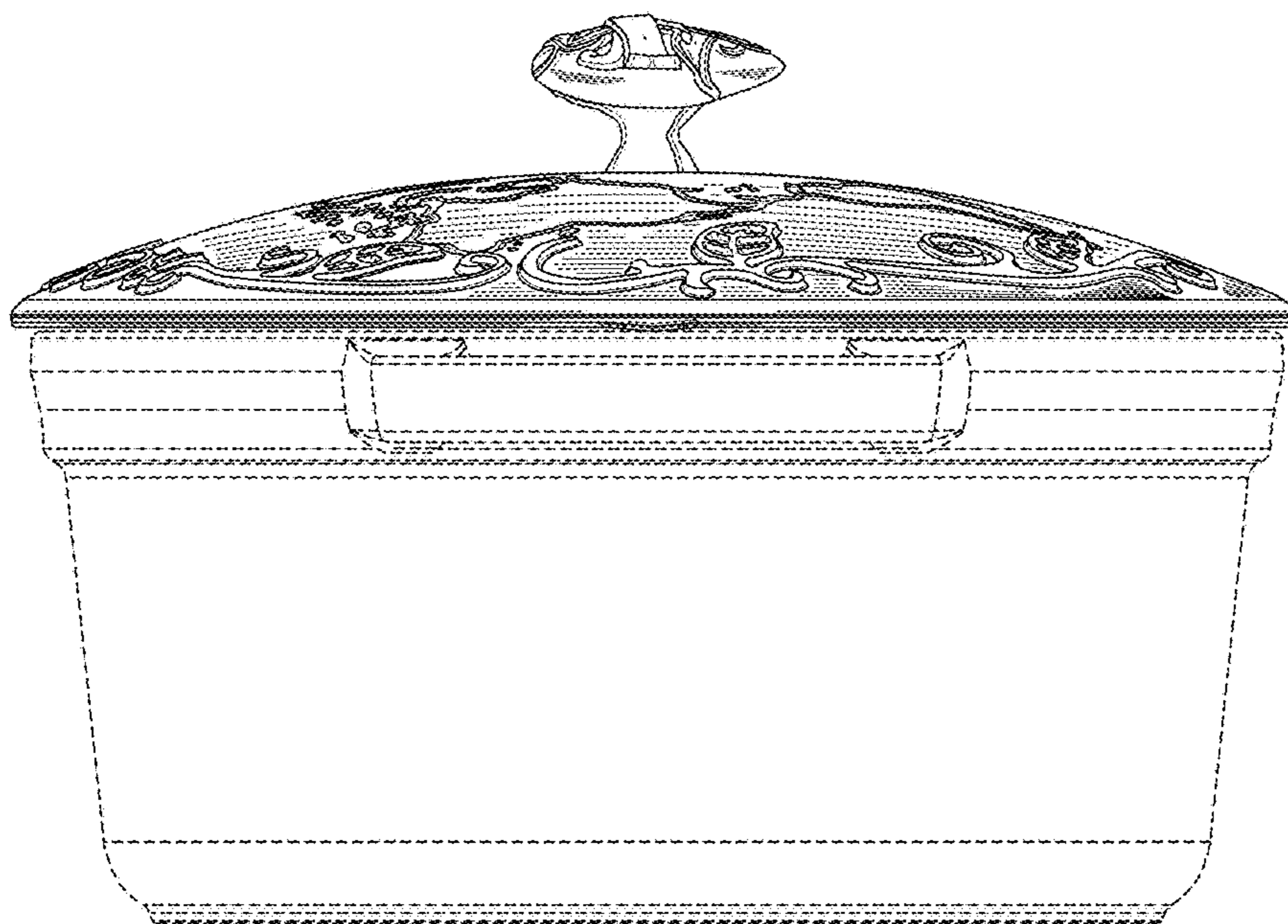


FIG. 5

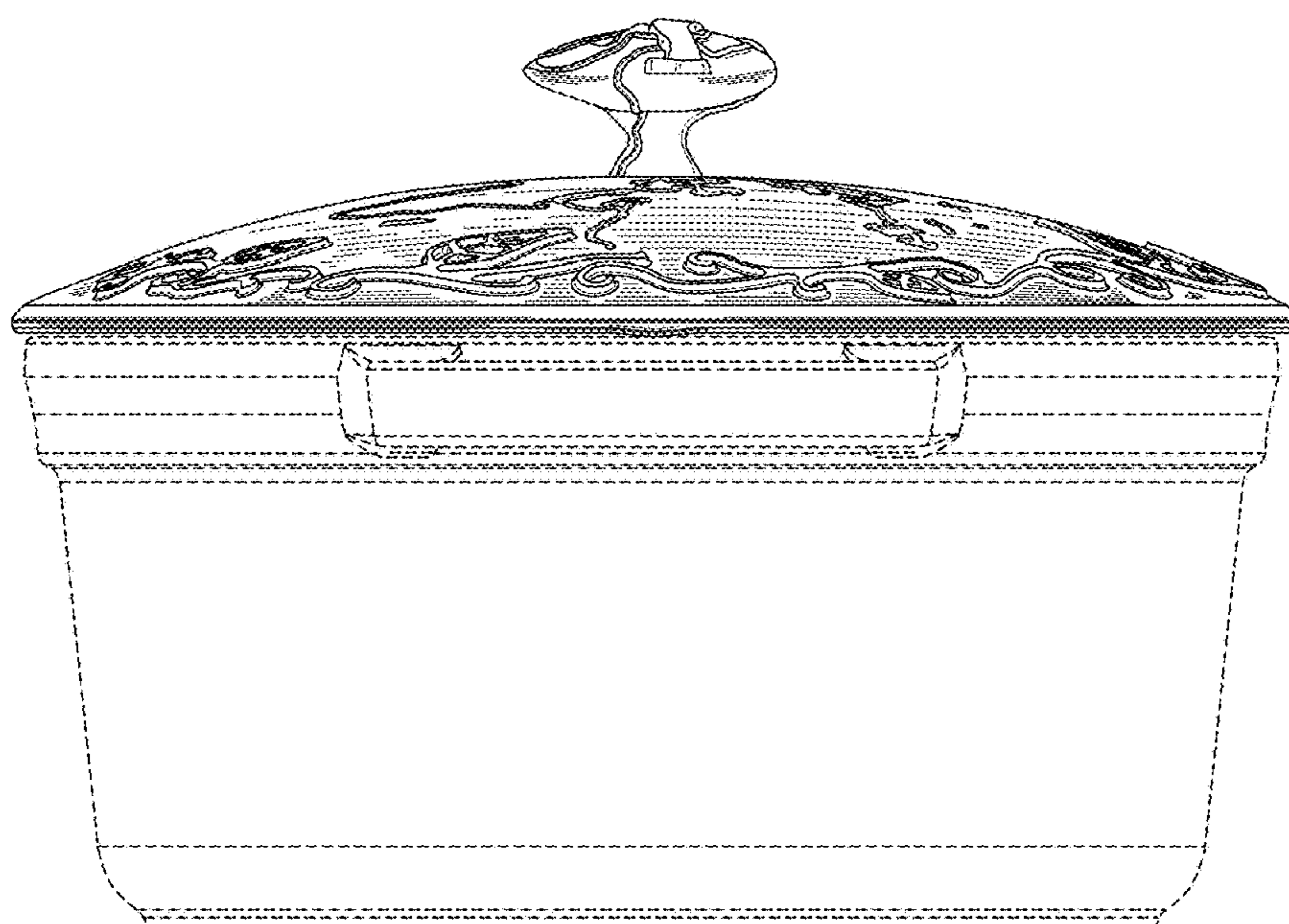


FIG. 6




FIG. 7