



US00D832028S

(12) **United States Design Patent**
Hosoda

(10) **Patent No.:** **US D832,028 S**

(45) **Date of Patent:** **** Oct. 30, 2018**

(54) **INDUCTION HEATING COOKER**

(71) Applicant: **Panasonic Intellectual Property Management Co., Ltd.**, Osaka-shi, Osaka (JP)

(72) Inventor: **Syuuichi Hosoda**, Shiga (JP)

(73) Assignee: **PANASONIC INTELLECTUAL PROPERTY MANAGEMENT CO., LTD.**, Osaka (JP)

(**) Term: **15 Years**

(21) Appl. No.: **29/592,066**

(22) Filed: **Jan. 26, 2017**

(51) **LOC (11) Cl.** **07-02**

(52) **U.S. Cl.**
USPC **D7/363**

(58) **Field of Classification Search**
USPC D7/354-365, 367, 402-404, 407-409, D7/417, 339, 346, 347, 332-334
CPC A47J 47/02; A47J 47/14; A47J 2027/043; A47J 27/04; A47J 27/05; A47J 27/17; A47J 27/16; A47J 33/00; A23L 5/13; B65D 39/00; B65D 43/00; B65D 43/02; B65D 43/14; F24C 15/10; F24C 15/101; F24C 15/102; F24C 15/107; F24C 15/108; F24C 15/26; F24C 3/14; F24C 1/16; F24C 5/20; F23D 14/06; F23D 14/38; F23D 14/56; F23D 14/465; F23D 14/52; F23D 2900/14062; F23D 2900/14063; H05B 6/02; H05B 6/06; H05B 6/062; H05B 6/12; H05B 6/1209; H05B 2213/07

See application file for complete search history.

(56) **References Cited**

U.S. PATENT DOCUMENTS

D53,439 S * 6/1919 Finn D7/346
3,794,016 A * 2/1974 Binks A47J 27/04
126/369

D285,523 S * 9/1986 Ayukawa D7/367
D289,130 S * 4/1987 Rengeji D7/363
D296,509 S * 7/1988 Fuke D7/363
5,508,495 A * 4/1996 Yahav H05B 3/68
219/448.11
D438,423 S * 3/2001 Bassill D7/367
D501,117 S 1/2005 Bassill
D751,855 S * 3/2016 Bassill D7/367
D790,910 S * 7/2017 Hosoda D7/362
D793,801 S * 8/2017 Bassill D7/362
D814,848 S * 4/2018 Bassill D7/367
D817,704 S * 5/2018 Kim D7/402

(Continued)

FOREIGN PATENT DOCUMENTS

CA 166262 9/2016
JP D1357594 S 4/2009

(Continued)

Primary Examiner — Barbara Fox

Assistant Examiner — Messina L Smith

(74) *Attorney, Agent, or Firm* — Brinks Gilson & Lione


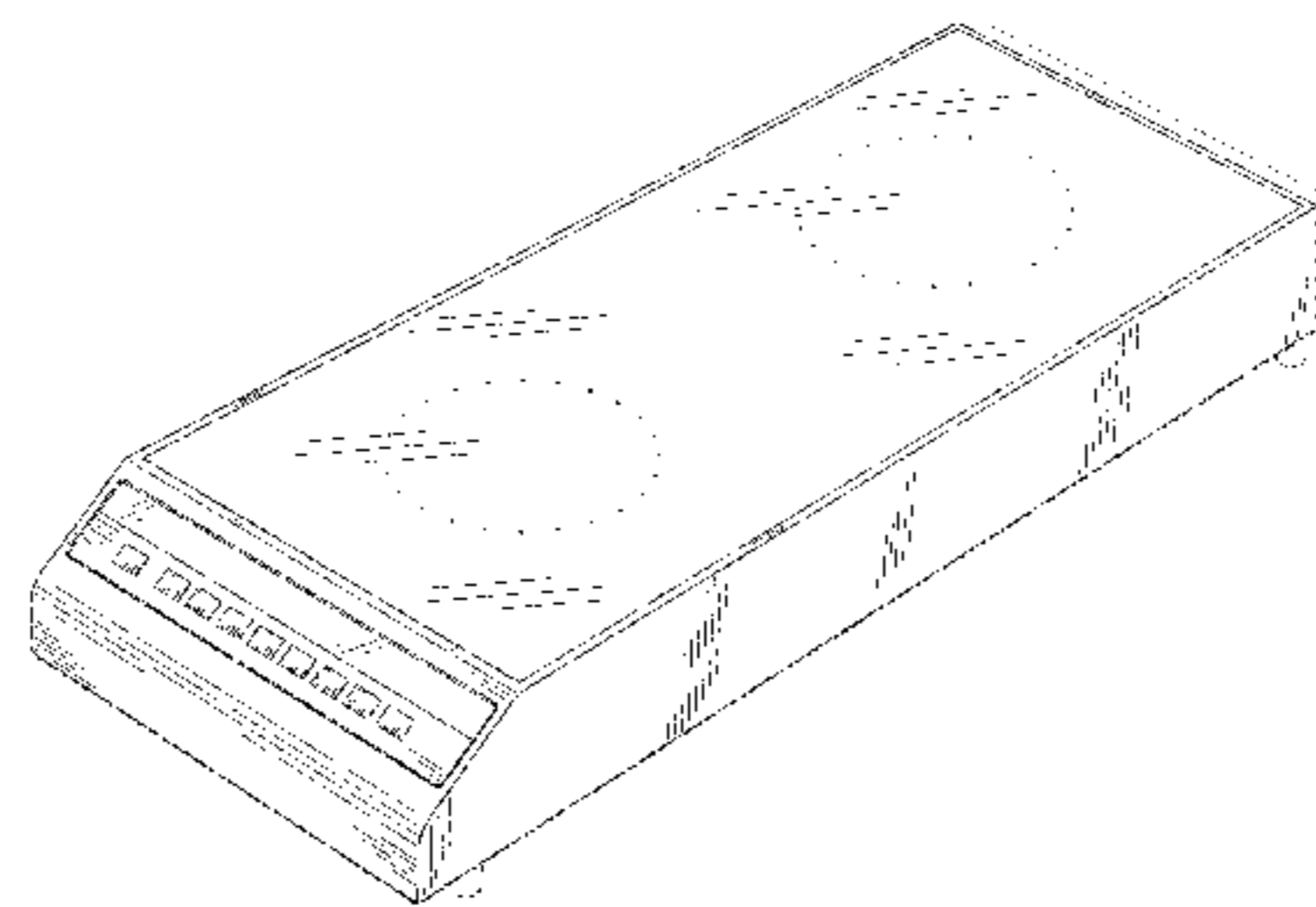
(57) **CLAIM**

I claim the ornamental design for an induction heating cooker, as shown and described.

DESCRIPTION

FIG. 1 is a front perspective view of an induction heating cooker showing my new design;
FIG. 2 is a front view thereof;
FIG. 3 is a top view thereof;
FIG. 4 is a bottom view thereof;
FIG. 5 is a first side view thereof;
FIG. 6 is a second side view thereof; and,
FIG. 7 is a rear view thereof.
The broken lines shown in the drawings illustrate portions of an induction heating cooker that form no part of the claimed design.

1 Claim, 7 Drawing Sheets



(56)

References Cited

U.S. PATENT DOCUMENTS

D817,710 S * 5/2018 Kim D7/409
2010/0155387 A1* 6/2010 Le Gall B29C 65/48
219/465.1
2018/0077761 A1* 3/2018 Takahashi H05B 6/1209

FOREIGN PATENT DOCUMENTS

JP D1443811 S 6/2012
JP D1468675 S 5/2013

* cited by examiner

FIG. 1

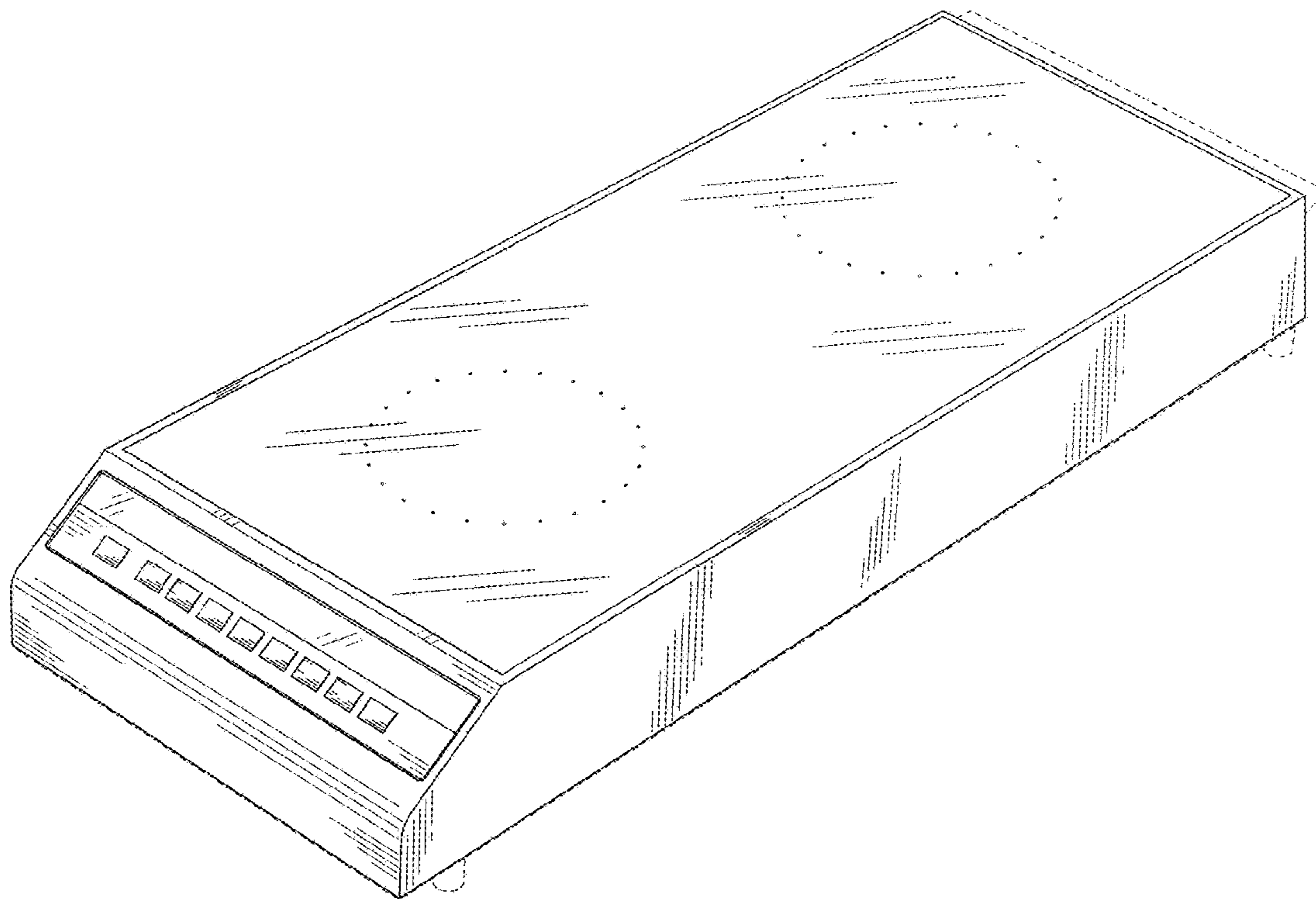


FIG. 2

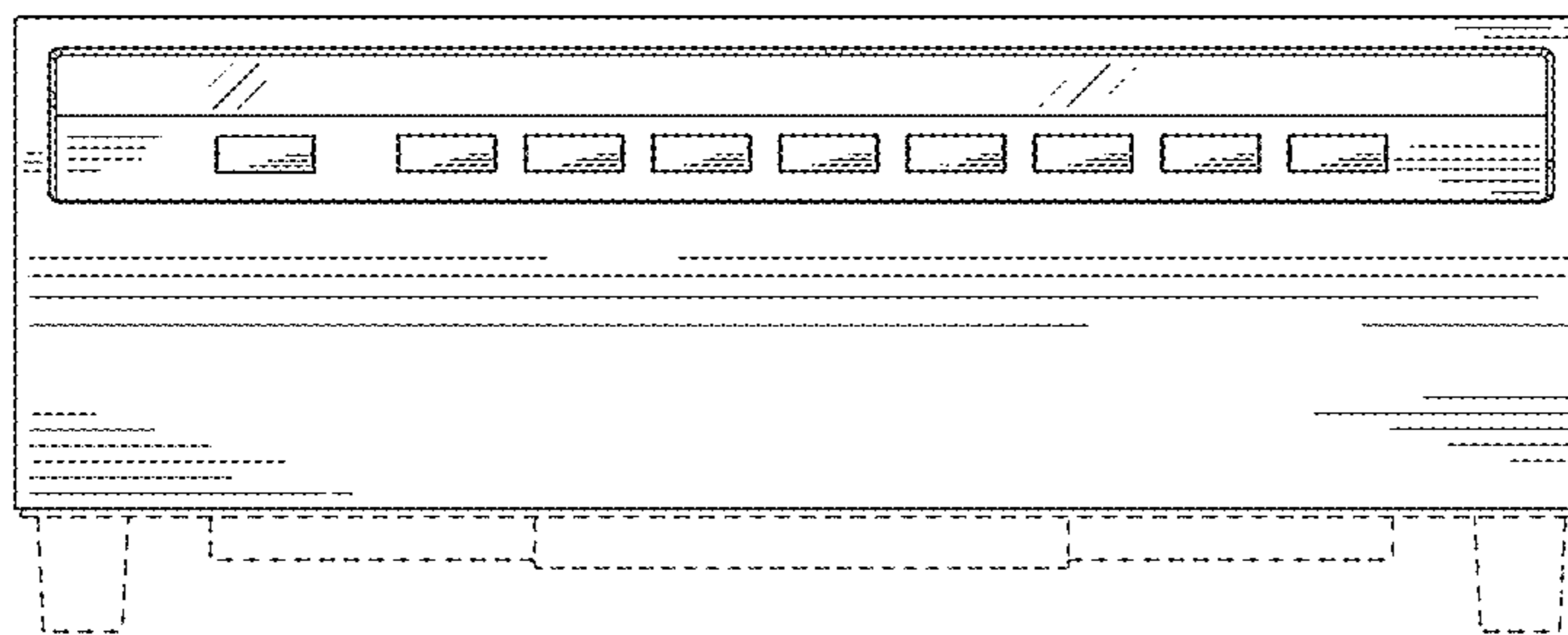


FIG. 3

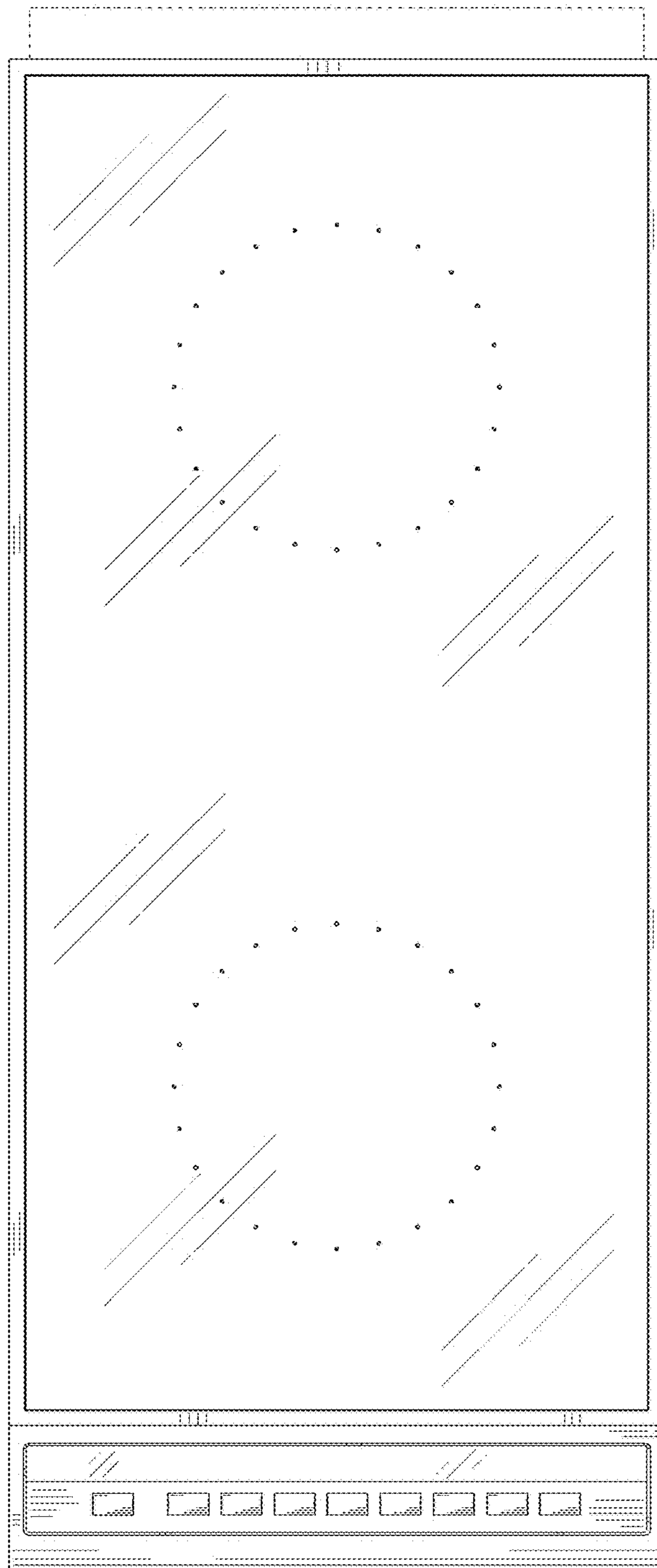


FIG. 4




FIG. 5

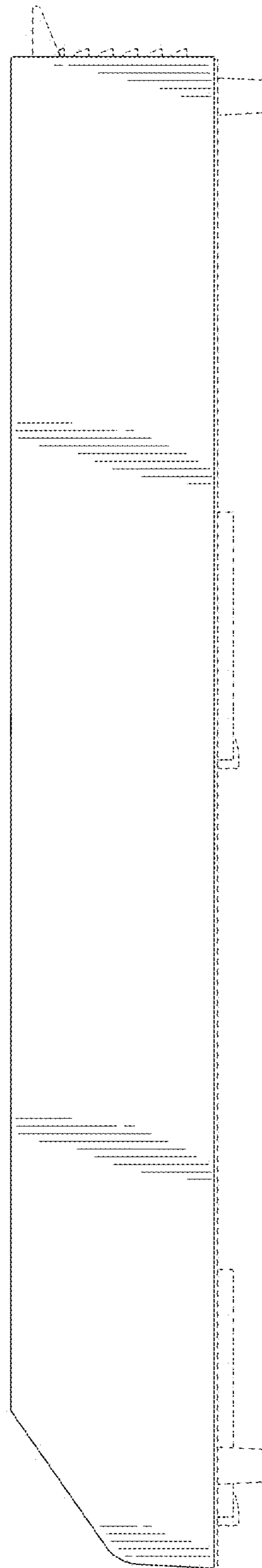


FIG. 6

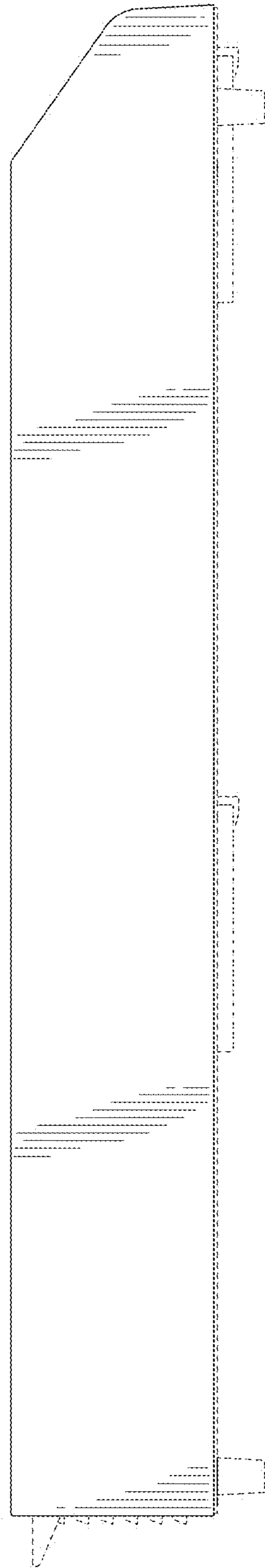


FIG. 7

