



US00D832006S

(12) **United States Design Patent** (10) **Patent No.:** **US D832,006 S**
Park et al. (45) **Date of Patent:** **** Oct. 30, 2018**

(54) **CHEST**

(56) **References Cited**

(71) Applicant: **Gabriella White, LLC**, Pelham, AL (US)

U.S. PATENT DOCUMENTS

(72) Inventors: **Hillary Park**, Pelham, AL (US);
William White, Pelham, AL (US)

D267,377 S	*	12/1982	Mower	D6/665
D334,305 S	*	3/1993	Wheeless	D6/671.1
D351,073 S	*	10/1994	Palka	D6/671.1
D414,055 S	*	9/1999	Draheim	D6/668.2
D417,347 S	*	12/1999	Draheim	D6/671.1
D439,764 S	*	4/2001	Gallien	D6/664.1
D450,475 S	*	11/2001	Vaaler	D6/668.2
D450,476 S	*	11/2001	Vaaler	D6/668.2
D459,615 S	*	7/2002	Stanton	D6/668.2
D485,098 S	*	1/2004	Harris	D6/671
D488,640 S	*	4/2004	Domack	D6/671.1
D502,615 S	*	3/2005	Mohundro	D6/671.1
D516,342 S	*	3/2006	Mohundro	D6/671.1
D564,788 S	*	3/2008	Giles	D6/661
D564,791 S	*	3/2008	Draheim	D6/671.1
D572,501 S	*	7/2008	Domack	D6/668.2
D662,333 S	*	6/2012	Hoff	D6/671.1
D791,515 S	*	7/2017	Everson	D6/668.2

(73) Assignee: **Gabriella White LLC**, Pelham, AL (US)

(**) Term: **15 Years**

(21) Appl. No.: **29/600,930**

(22) Filed: **Apr. 17, 2017**

(51) **LOC (11) Cl.** **06-04**

(52) **U.S. Cl.**
USPC **D6/671.1**

(58) **Field of Classification Search**
USPC D5/15, 16, 28, 29, 99; D6/661, 663,
D6/668.1, 668.2, 669, 671, 671.1, 671.2,
D6/705; D25/48.4, 113, 163

CPC A47B 55/02; A47B 3/00; A47B 81/005;
A47B 81/00; A47B 67/02; A47B 77/02;
A47B 47/05; A47B 47/024; A47B
47/0066; A47B 87/005; A47B 87/0292;
A47B 43/00; A47B 88/49; A47B 88/90;
A47G 1/12; A47F 3/002; A47F 3/0413;
A47F 5/08; A47F 5/116; A47F 5/0018;
A45C 11/16; B42F 17/00; E05C 19/001;
F25D 21/14; F25D 23/069; F25D
2400/10; G09F 1/12; H05K 9/0062;
Y10T 428/24694

* cited by examiner

Primary Examiner — Kevin K Rudzinski
Assistant Examiner — Paul D Bohannon
(74) *Attorney, Agent, or Firm* — Joseph S. Bird, III;
Maynard Cooper & Gale

(57) **CLAIM**

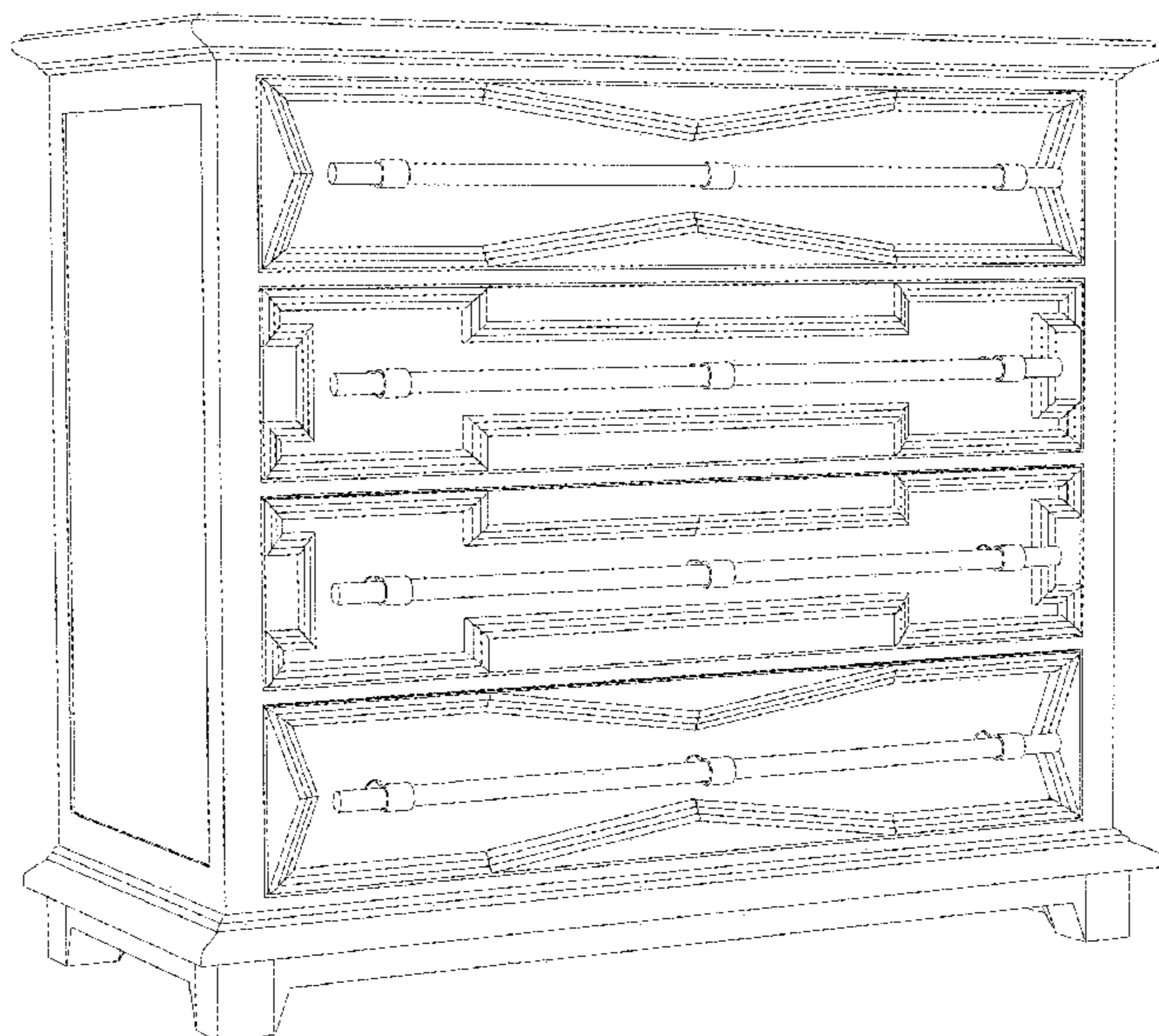
The ornamental design for a chest, substantially as shown and described.

DESCRIPTION

FIG. 1 is a perspective view of a chest;
FIG. 2 is a front view of the chest of FIG. 1;
FIG. 3 is a side view of the chest of FIG. 1, the side not shown being a mirror image of the side shown; and,
FIG. 4 is a top view of the chest of FIG. 1.

See application file for complete search history.

1 Claim, 4 Drawing Sheets



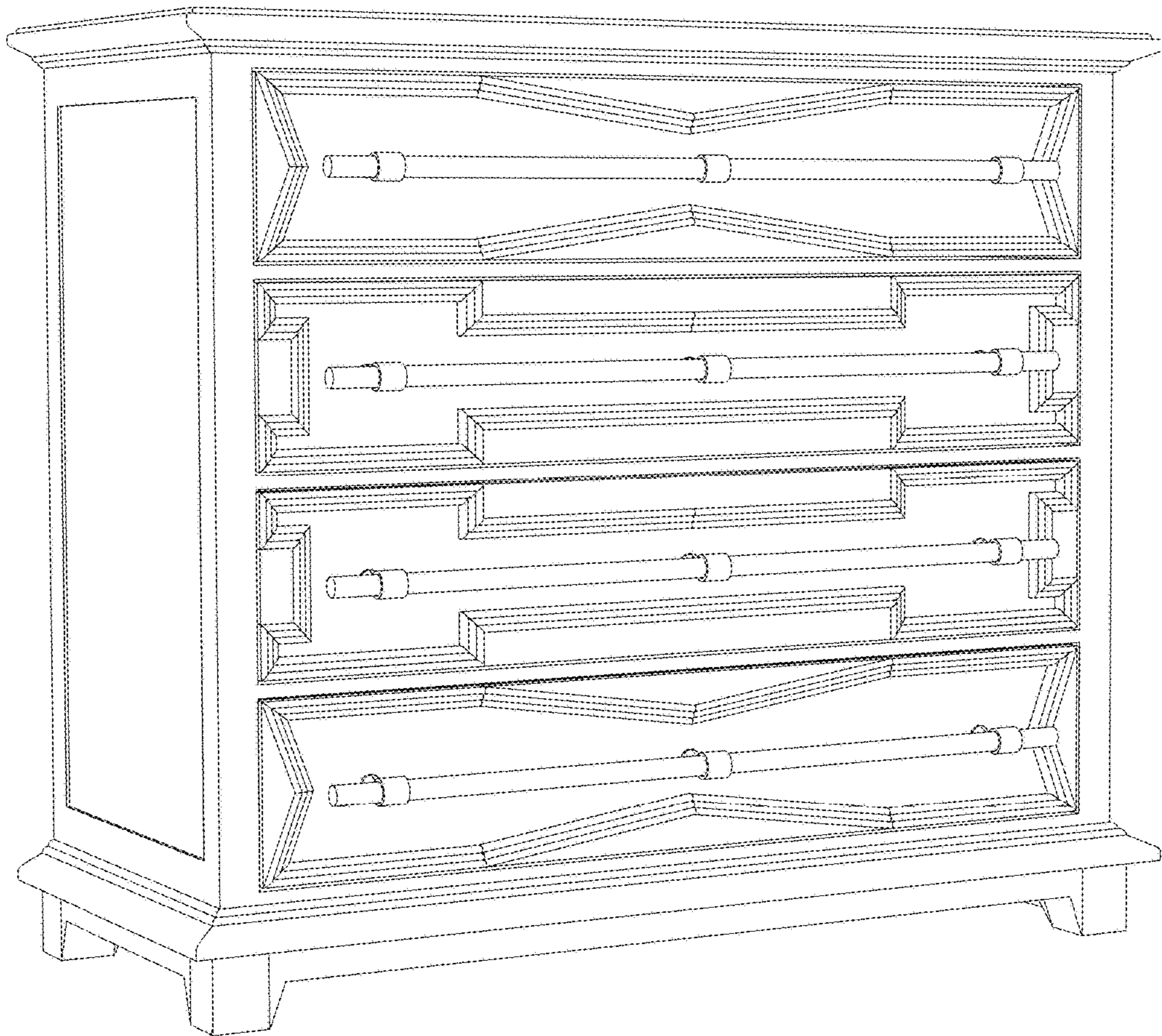


FIG. 1

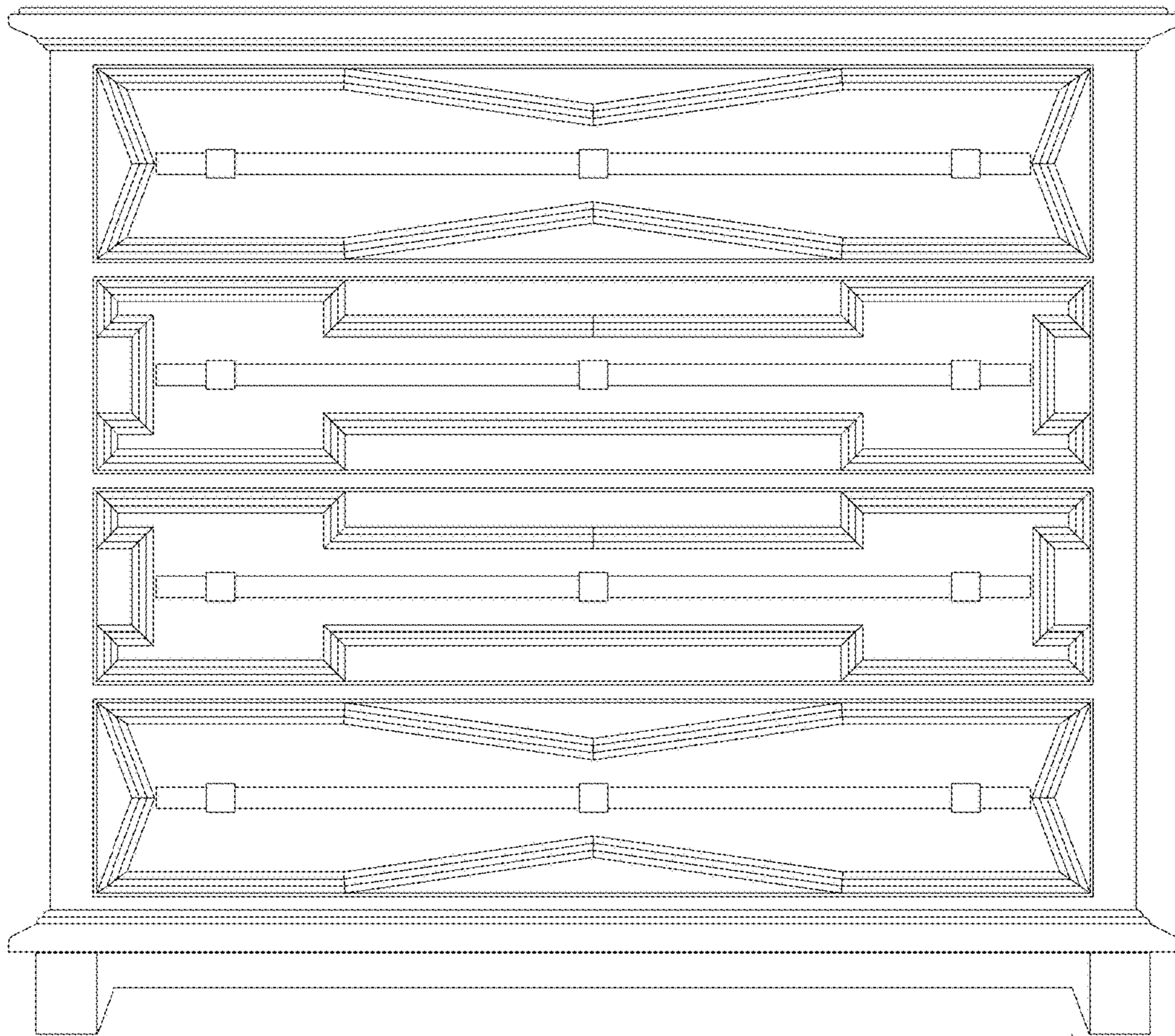


FIG. 2

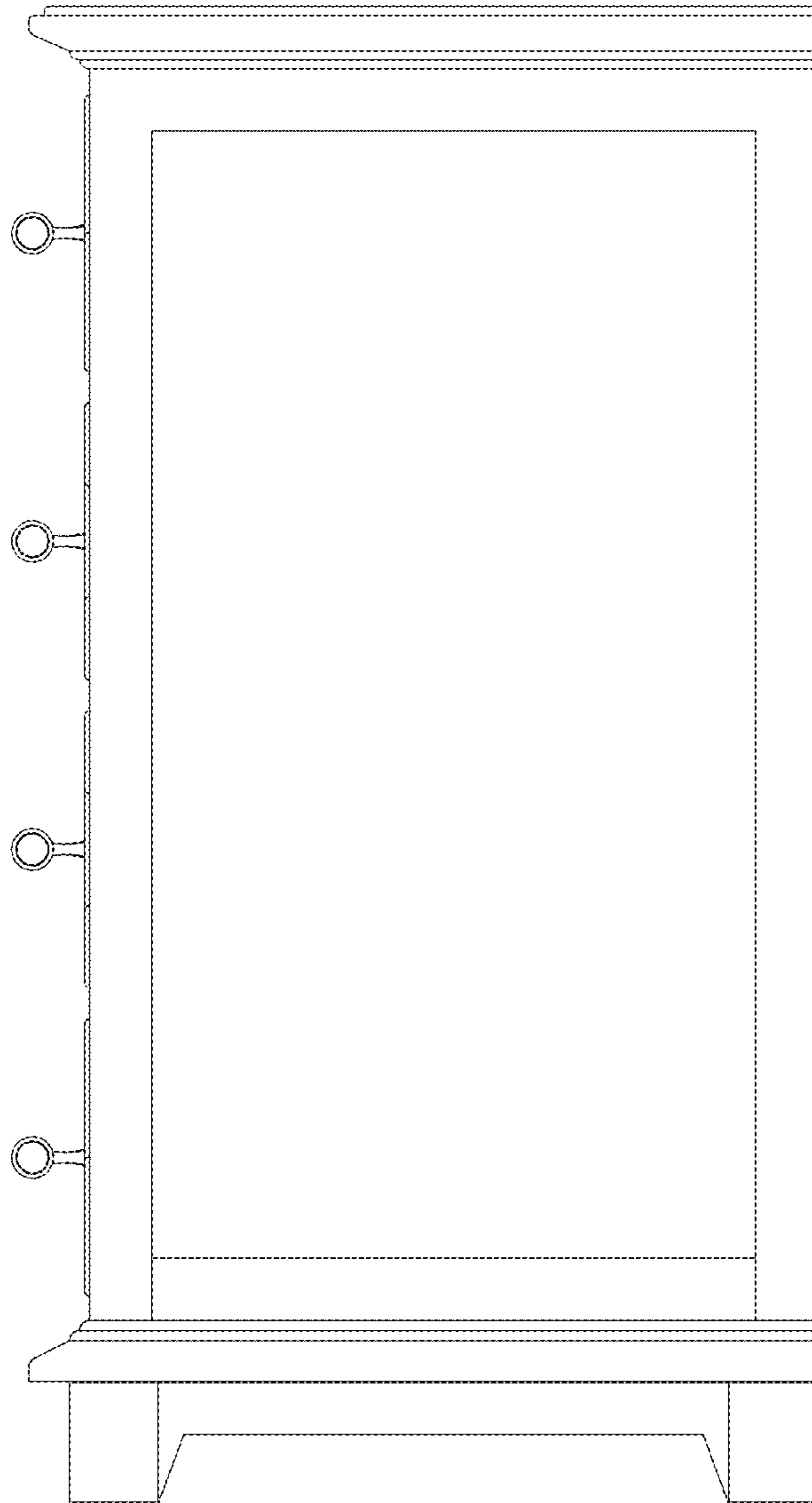


FIG. 3




FIG. 4