



US00D831998S

(12) **United States Design Patent**  
**Myott**

(10) **Patent No.:** **US D831,998 S**  
(45) **Date of Patent:** **\*\* Oct. 30, 2018**

(54) **CHAIR MAT**

(71) Applicant: **Carol Myott**, Chelmsford, MA (US)

(72) Inventor: **Carol Myott**, Chelmsford, MA (US)

(\*\*) Term: **15 Years**

(21) Appl. No.: **29/583,670**

(22) Filed: **Nov. 8, 2016**

(51) **LOC (11) Cl.** ..... **06-11**

(52) **U.S. Cl.**  
USPC ..... **D6/593**

(58) **Field of Classification Search**  
USPC ..... D6/331, 582, 593, 594; 5/417, 420  
CPC ..... A47G 27/0212; A47G 27/0206; A47G  
27/0268; A47G 27/02; A47G 27/0237  
See application file for complete search history.

(56) **References Cited**

**U.S. PATENT DOCUMENTS**

- 34,001 A \* 12/1861 Mayall ..... A47L 23/24  
15/215
- 348,782 A \* 9/1886 Sawyer ..... E04F 15/10  
52/177
- 961,929 A \* 6/1910 Bouchard ..... D03D 11/00  
139/384 R
- 3,333,805 A 8/1967 Marshall
- D214,613 S \* 7/1969 Schwartz ..... D6/594
- D214,614 S \* 7/1969 Schwartz ..... D6/594
- 3,616,118 A 10/1971 Porter
- 3,793,128 A 2/1974 Chancellor, Jr.
- 4,137,583 A \* 2/1979 Baldwin ..... A63C 19/04  
482/23

- D315,464 S \* 3/1991 Smith ..... D6/582
- 5,073,428 A 12/1991 Lancelot et al.
- 6,287,659 B1 9/2001 Robbins, III
- 6,319,592 B1 11/2001 Ney et al.
- 7,029,743 B2 4/2006 Robbins, III
- D613,985 S 4/2010 Schwartz
- D713,654 S \* 9/2014 Robbins, III ..... D6/582
- 2005/0241067 A1 \* 11/2005 Nichols ..... B32B 27/12  
5/420
- 2006/0216468 A1 \* 9/2006 Jeon ..... B60N 3/046  
428/119
- 2015/0107022 A1 \* 4/2015 Al Yazdi ..... A47G 33/008  
5/417
- 2016/0059065 A1 \* 3/2016 Fasullo ..... A63B 21/4037  
5/417

**FOREIGN PATENT DOCUMENTS**

WO 2008097818 A2 8/2008

\* cited by examiner

*Primary Examiner* — R. Johnson


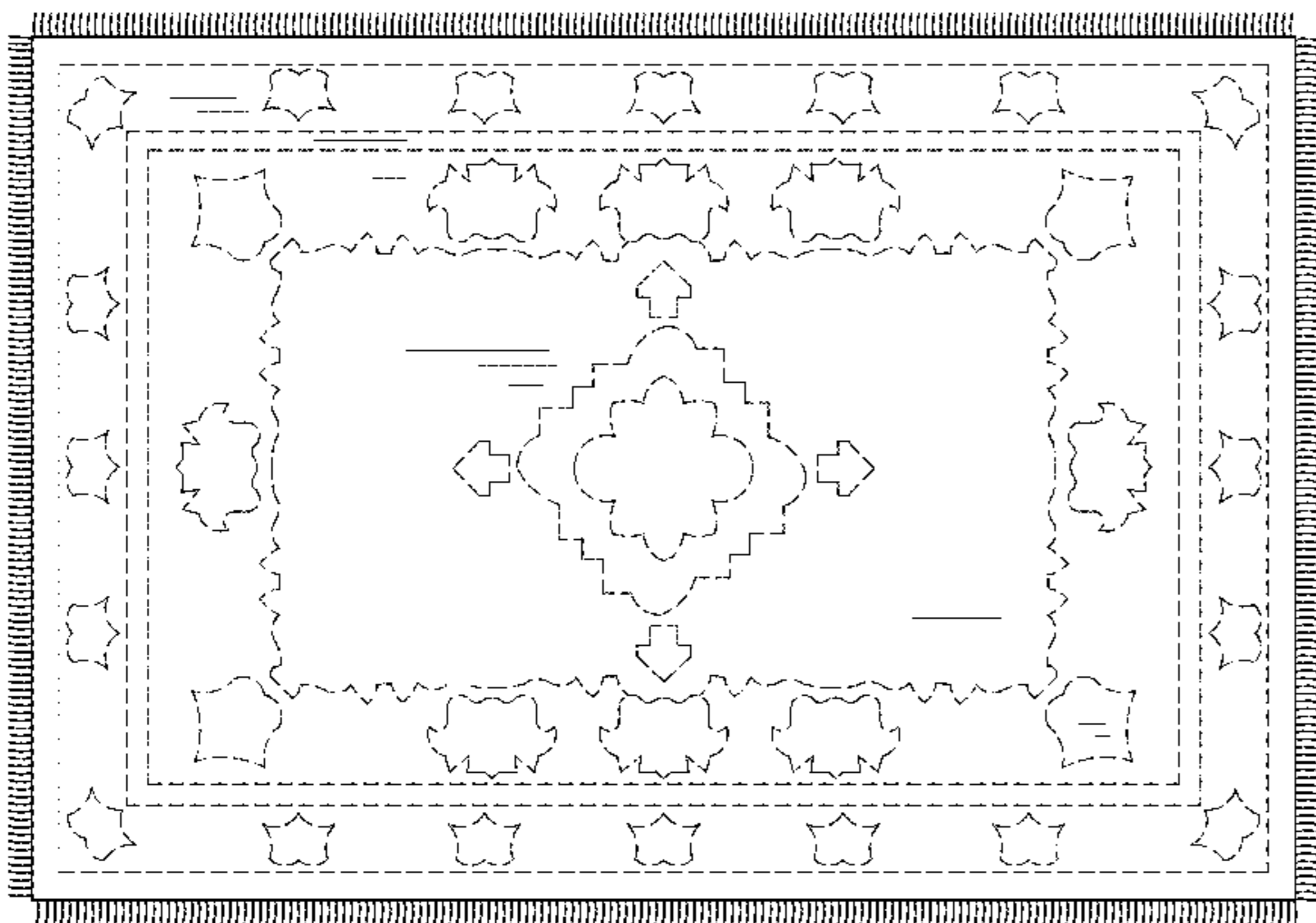
(57) **CLAIM**

I claim the ornamental design for a chair mat, as shown and described.

**DESCRIPTION**

FIG. 1 is a front view of the chair mat.  
FIG. 2 is a back view of the claimed design.  
FIG. 3 is a side view of the claimed design; and,  
FIG. 4 is a bottom view of the claimed design.  
The broken lines in FIG. 1 represent environmental matter, which forms no part of the claimed design.

**1 Claim, 3 Drawing Sheets**



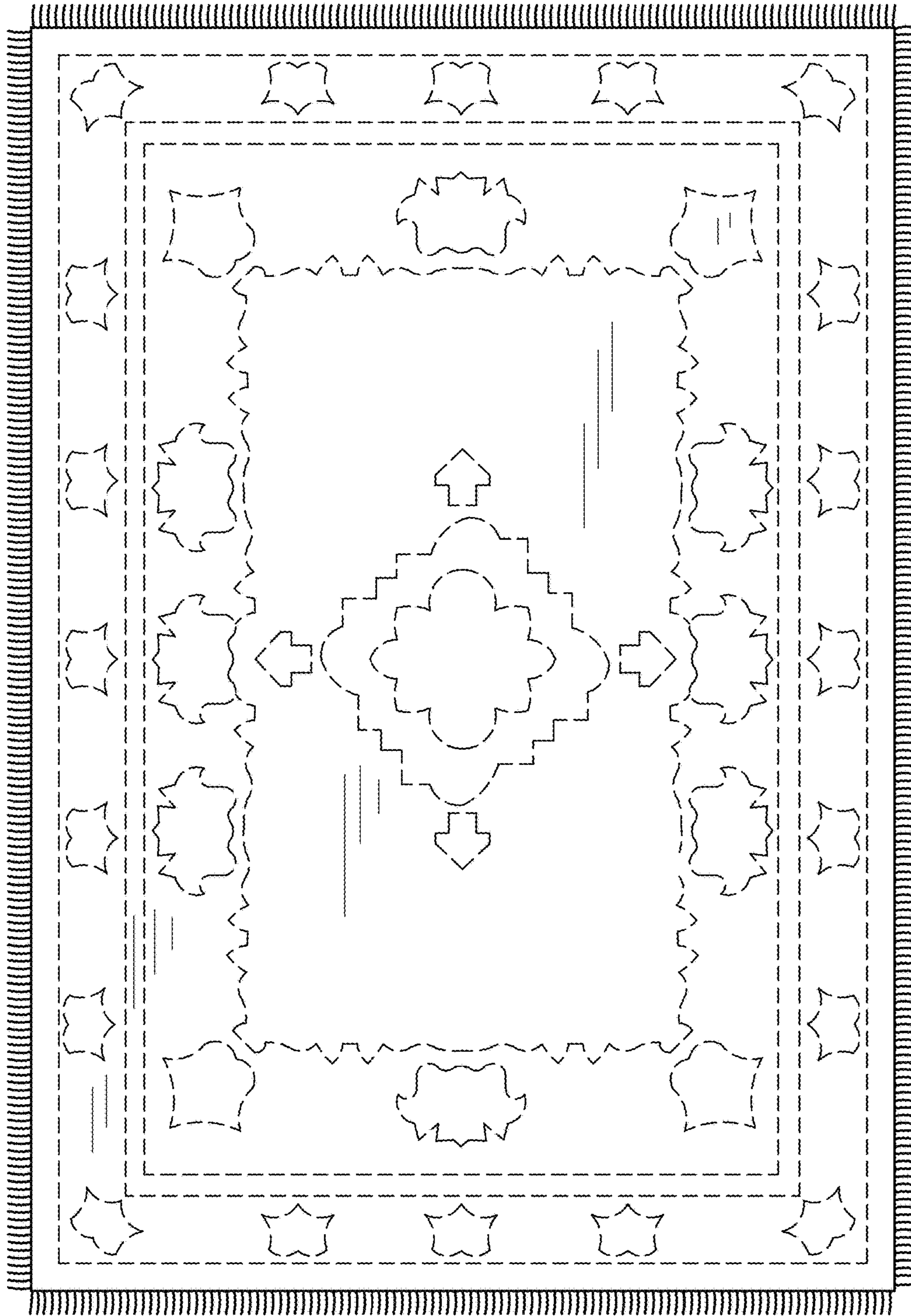


FIG. 1

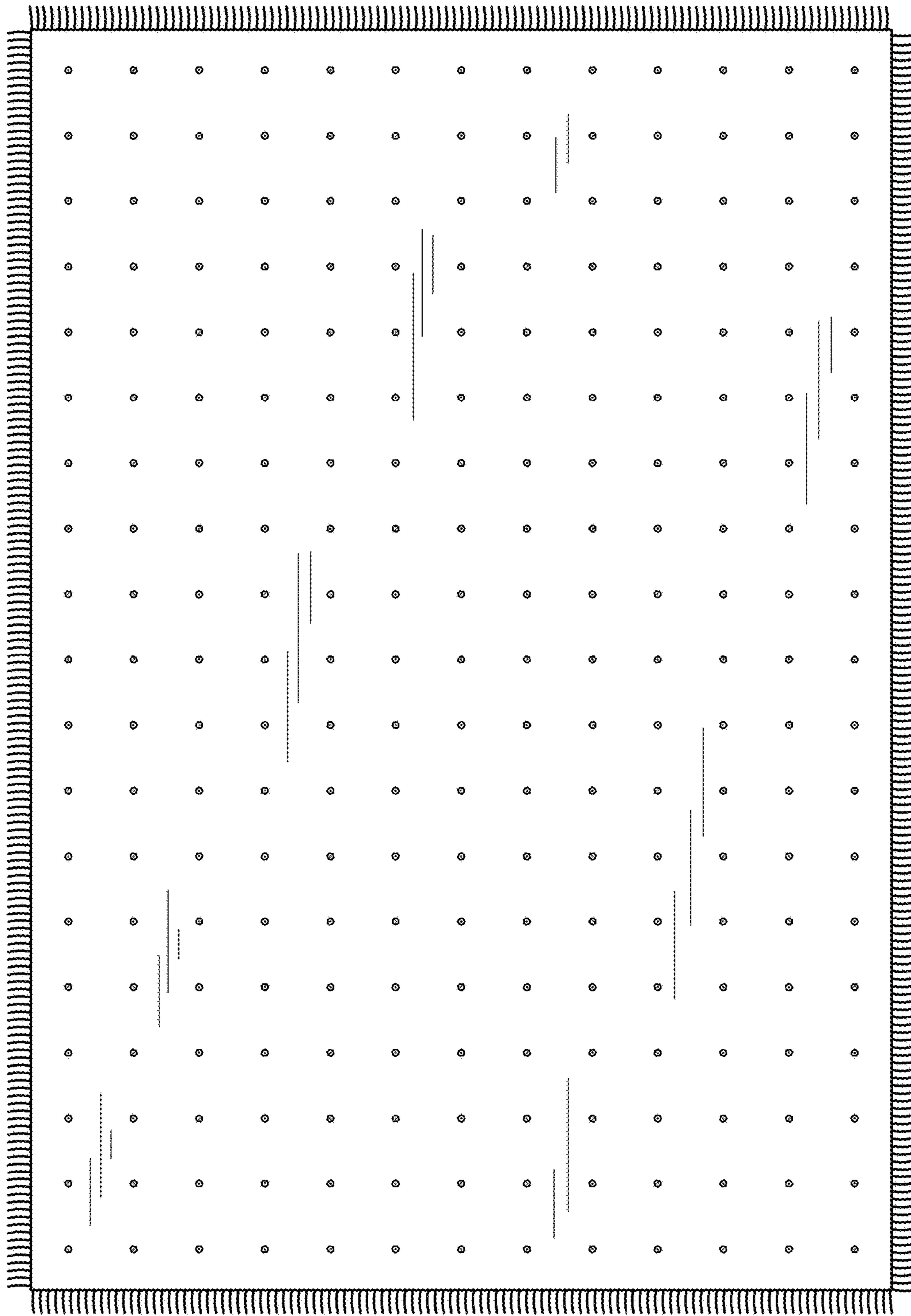


FIG. 2



FIG. 3




FIG. 4