



US00D831992S

(12) **United States Design Patent**
Molteni

(10) **Patent No.:** **US D831,992 S**
(45) **Date of Patent:** **** Oct. 30, 2018**

- (54) **CHAIR**
- (71) Applicant: **B 4 LIVING SPA**, Camerano (IT)
- (72) Inventor: **Daniele Molteni**, Cantù (IT)
- (73) Assignee: **B 4 LIVING SPA**, Camerano (IT)
- (**) Term: **15 Years**
- (21) Appl. No.: **29/557,474**
- (22) Filed: **Mar. 9, 2016**
- (51) **LOC (11) Cl.** **06-01**
- (52) **U.S. Cl.**
USPC **D6/375**
- (58) **Field of Classification Search**
USPC D6/334-336, 371, 373, 374, 375, 716,
D6/716.1, 716.4; 297/239, 445.1, 446.1,
297/448.1, 452.12, 452.19, DIG. 2
CPC A47C 3/04; A47C 4/03; A47C 4/02; A47C
5/04; A47C 3/12; A47C 7/16; A47C 5/12
See application file for complete search history.

(56) **References Cited**

U.S. PATENT DOCUMENTS

D270,406 S *	9/1983	Schultz	D6/373
4,768,834 A *	9/1988	Walsh	A47C 9/002 297/466
D315,837 S *	4/1991	Bernon	D6/368
D327,783 S *	7/1992	Currinjee	D6/372
5,338,091 A *	8/1994	Miller	A47C 5/06 297/218.4
D390,026 S *	2/1998	Biecher	D6/374
D455,021 S *	4/2002	Kita	D6/375
D463,149 S *	9/2002	Levy	D6/375
D465,100 S *	11/2002	Savini	D6/375
D469,970 S *	2/2003	Molteni	D6/374
D492,131 S *	6/2004	Starck	D6/375
D512,237 S *	12/2005	Messier	D6/375

D554,881 S *	11/2007	de Brabandere	D6/372
D563,111 S *	3/2008	Lievore	D6/375
D566,412 S *	4/2008	de Brabandere	D6/375
D576,417 S *	9/2008	Dietrich	D6/372
D593,336 S *	6/2009	Ciani	D6/374
D593,763 S *	6/2009	Barbieri	D6/375
D600,934 S *	9/2009	Woolley	D6/375
D602,273 S *	10/2009	Starzewski	D6/366
D606,329 S *	12/2009	Van Duysen	D6/375
D622,987 S *	9/2010	Kubryk	D6/716
D636,194 S *	4/2011	Lewis	D6/358
D637,831 S *	5/2011	Aubry	D6/375
D650,191 S *	12/2011	Putman	D6/369
D661,918 S *	6/2012	Ciani	D6/375
D663,132 S *	7/2012	Morrison	D6/375
D665,593 S *	8/2012	Morrison	D6/375
D683,157 S *	5/2013	Pedersen	D6/372
D689,296 S *	9/2013	Starck	D6/375

(Continued)

Primary Examiner — David Muller
Assistant Examiner — Nathan Johnston
(74) *Attorney, Agent, or Firm* — Egbert Law Offices,
PLLC

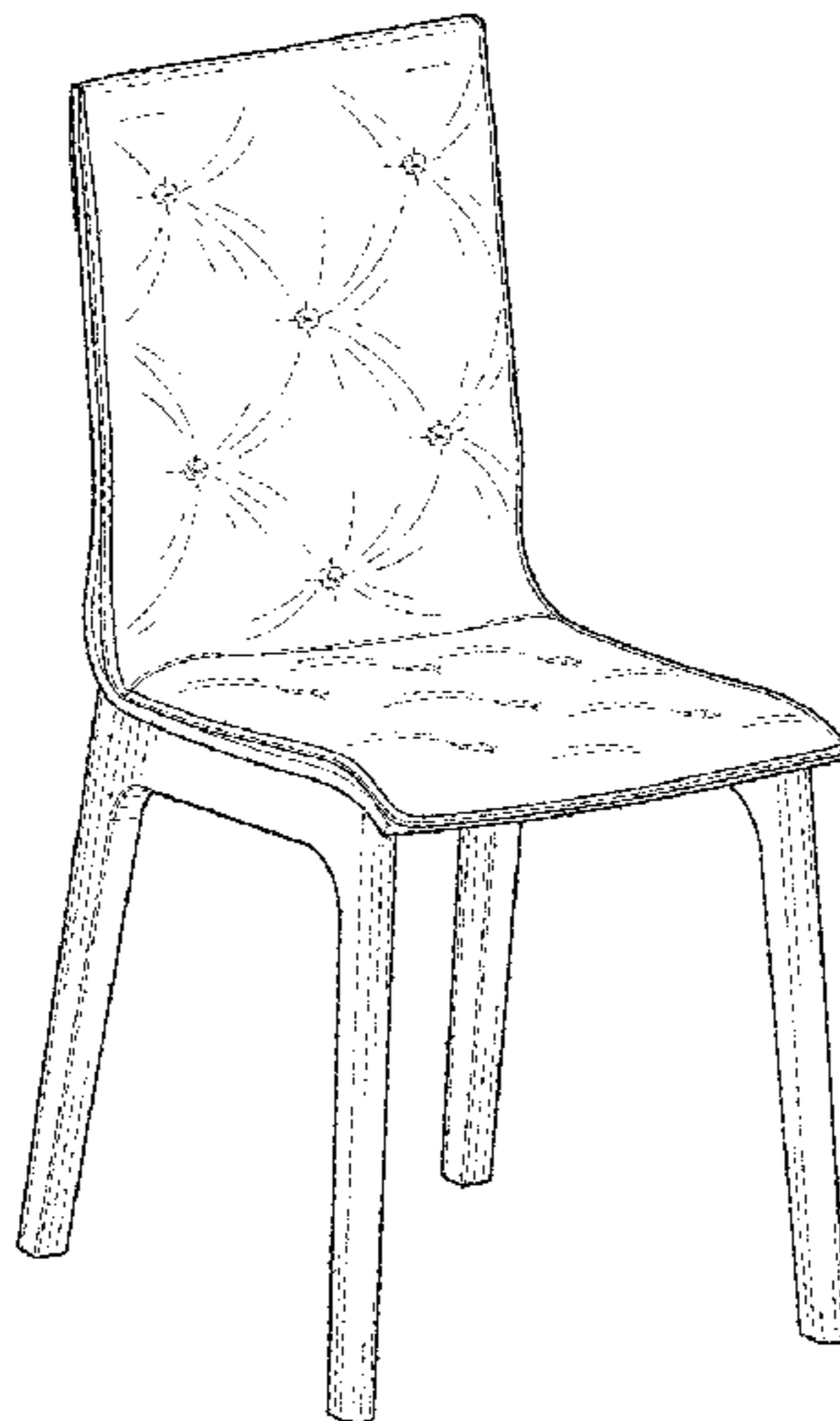
(57) **CLAIM**

The ornamental design for a chair, as shown and described.

DESCRIPTION

FIG. 1 is a left side perspective view of a chair showing my new design.
FIG. 2 is a right side perspective view thereof;
FIG. 3 is a front elevation view thereof;
FIG. 4 is rear elevation view thereof;
FIG. 5 is a left side elevation view thereof;
FIG. 6 is a right side elevation view thereof;
FIG. 7 is a bottom plan view thereof; and,
FIG. 8 is a top plan view thereof.
The features presented in broken lines represent unclaimed portions of the chair and form no part of the claimed design.

1 Claim, 4 Drawing Sheets



(56)

References Cited

U.S. PATENT DOCUMENTS

D694,543	S	*	12/2013	Chipman	D6/375
D697,734	S	*	1/2014	Kubryk	D6/374
D699,494	S	*	2/2014	Kac-Yuglich	D6/716
D728,959	S	*	5/2015	Lievore	D6/375
D729,538	S	*	5/2015	Kotilainen	D6/375
D731,222	S	*	6/2015	Bosman	D6/716
D762,999	S	*	8/2016	Huang	D6/375
9,504,326	B1	*	11/2016	Cartis	A47C 1/032
2001/0045502	A1	*	11/2001	Lohness	A47C 1/124 248/501

* cited by examiner

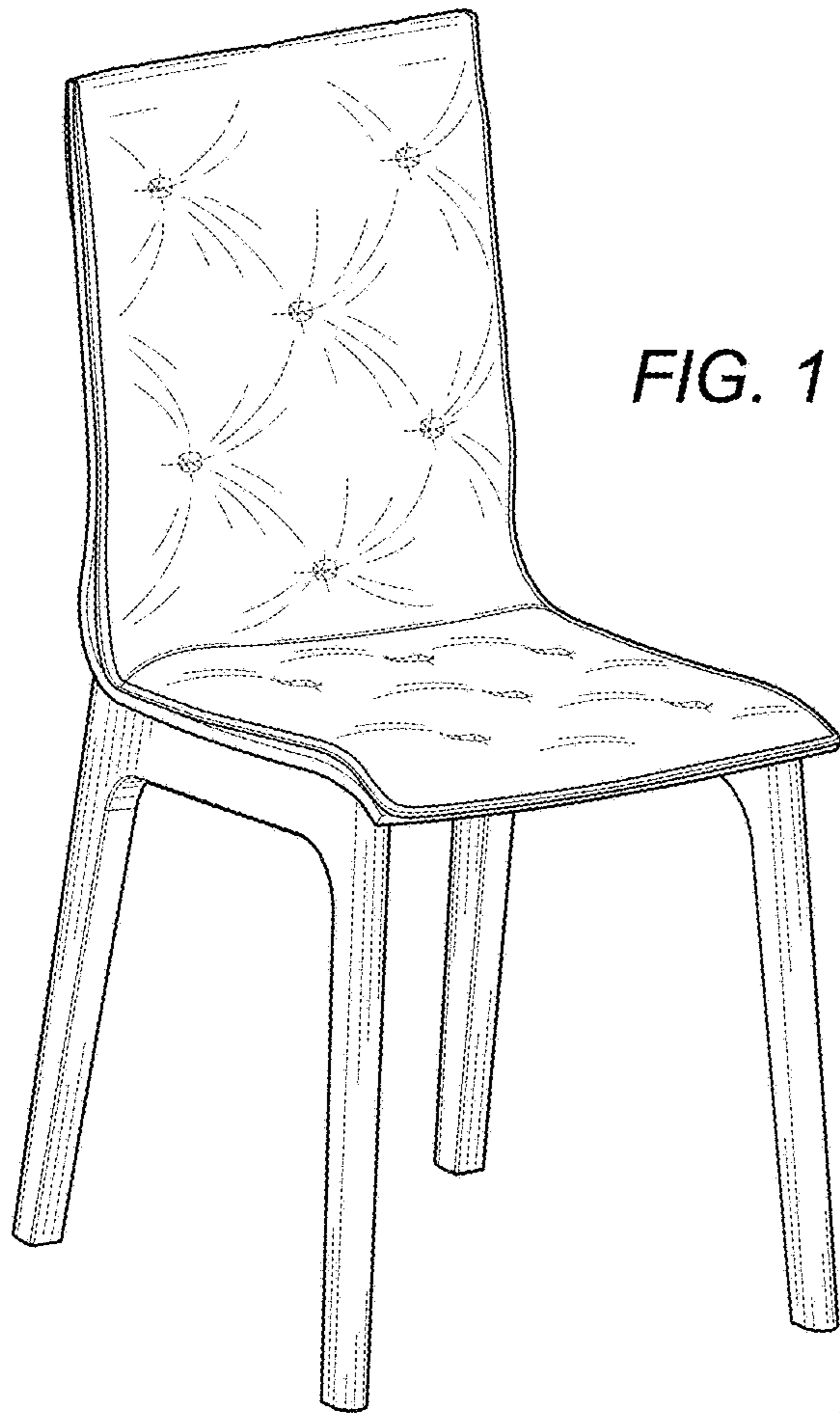


FIG. 1

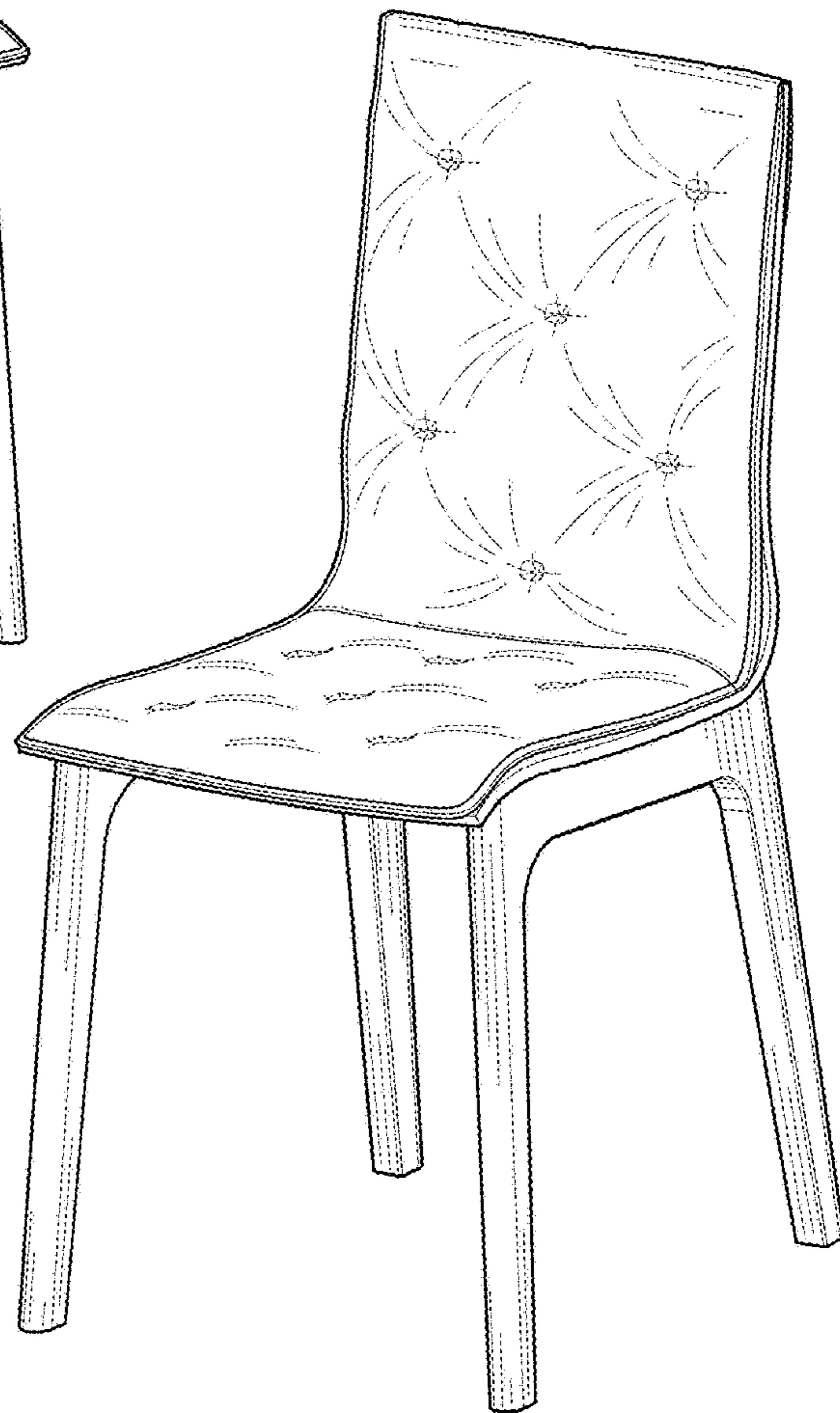


FIG. 2

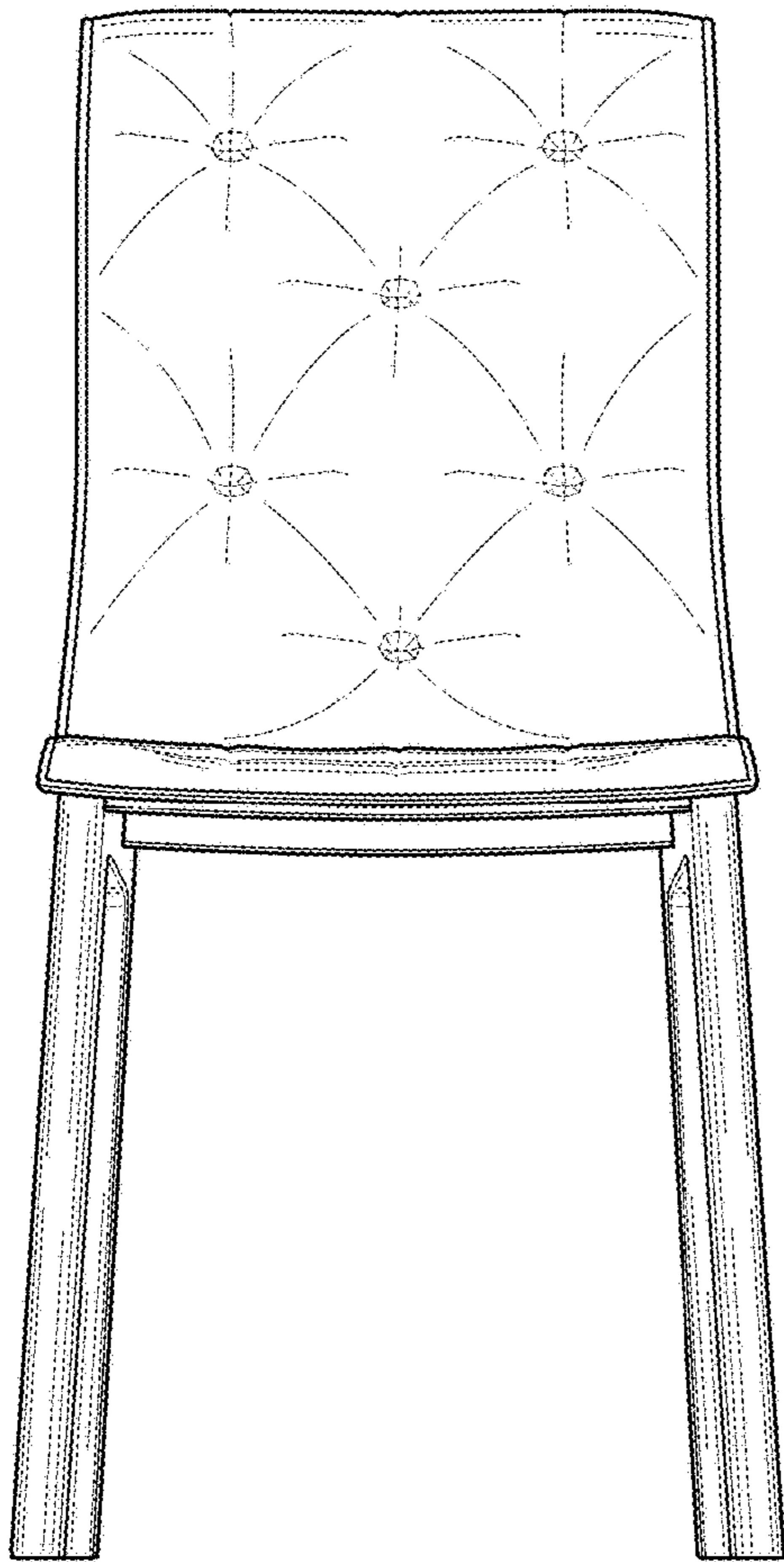


FIG. 3

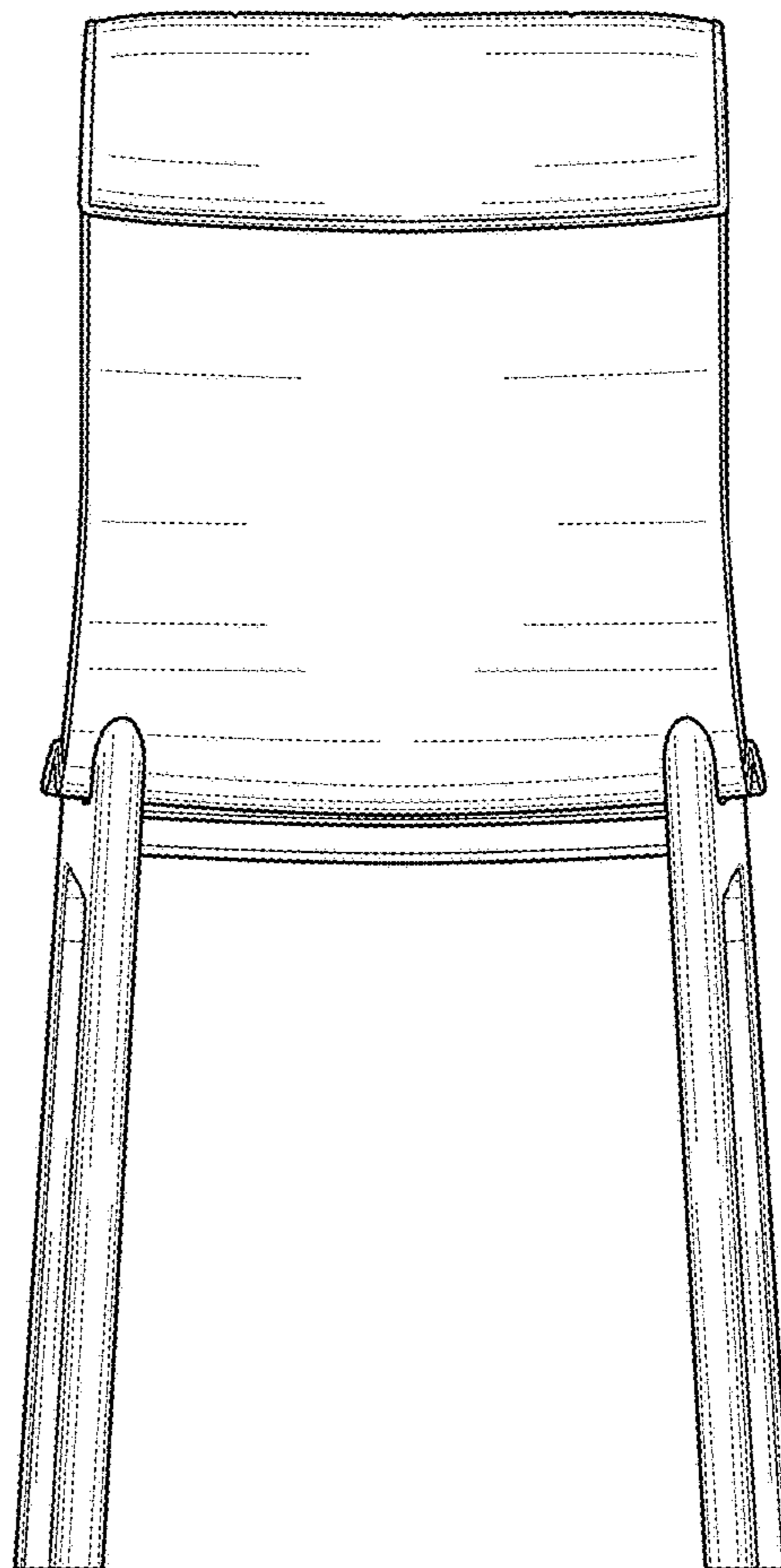


FIG. 4

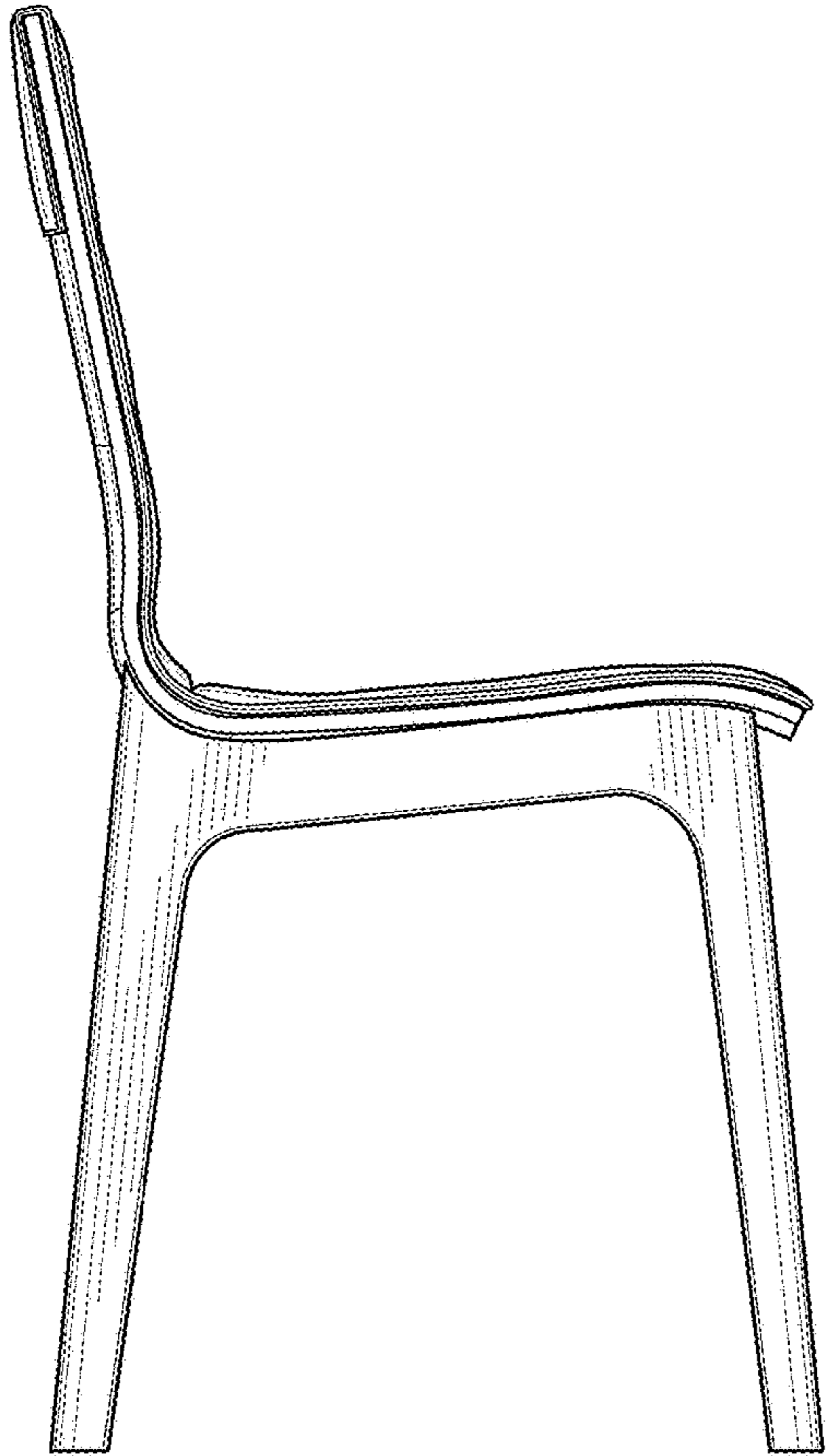


FIG. 5

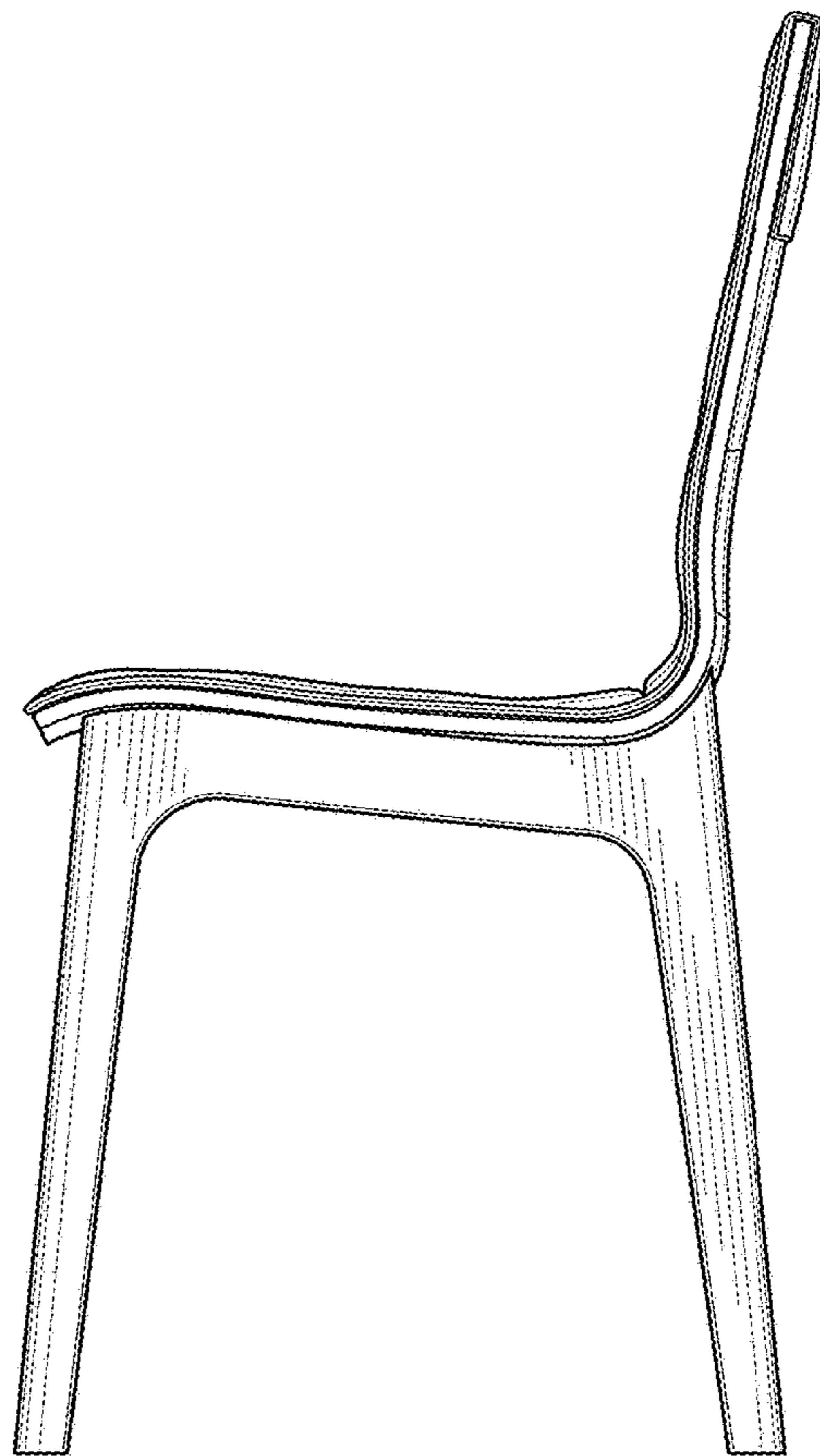


FIG. 6

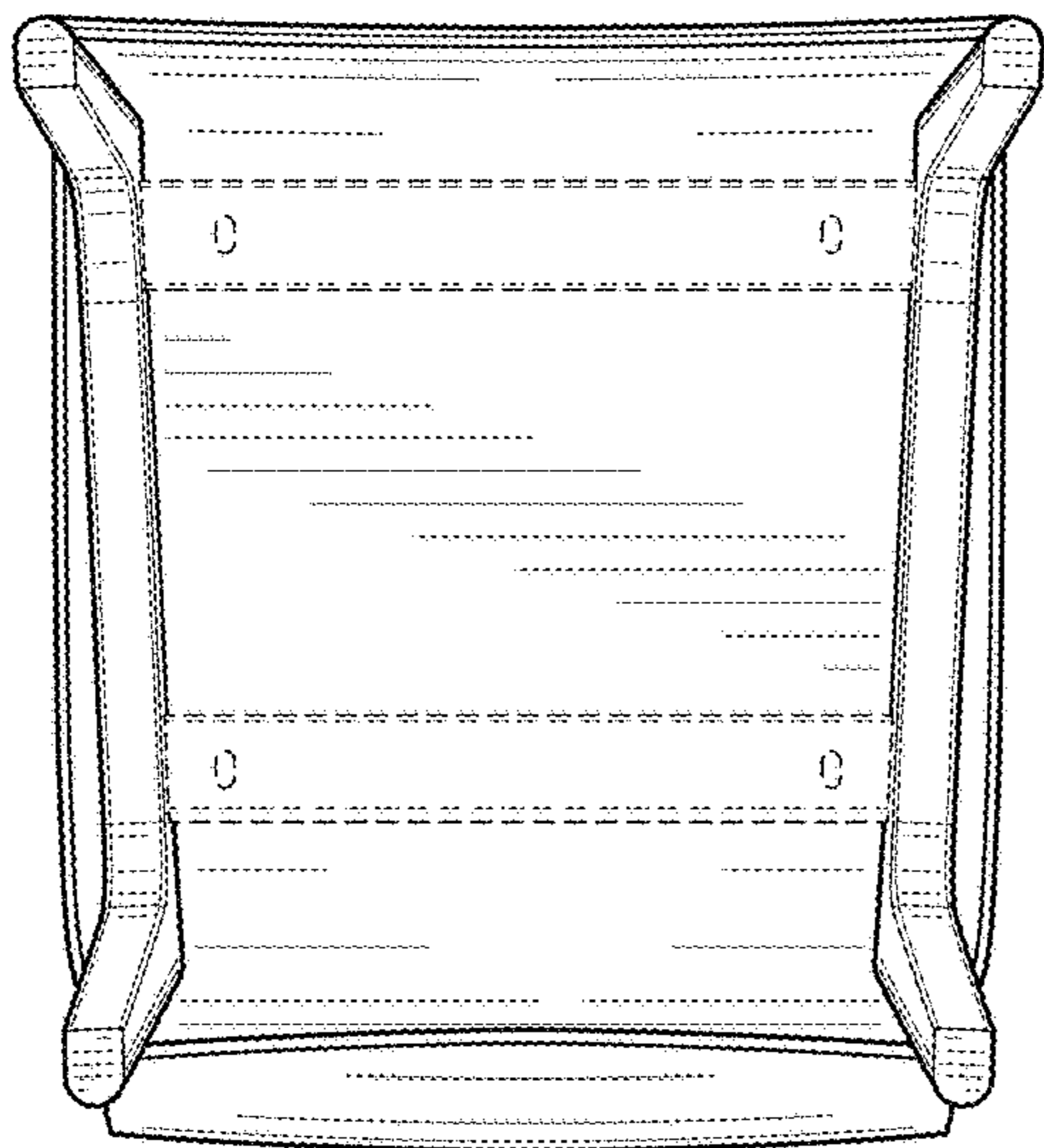


FIG. 7

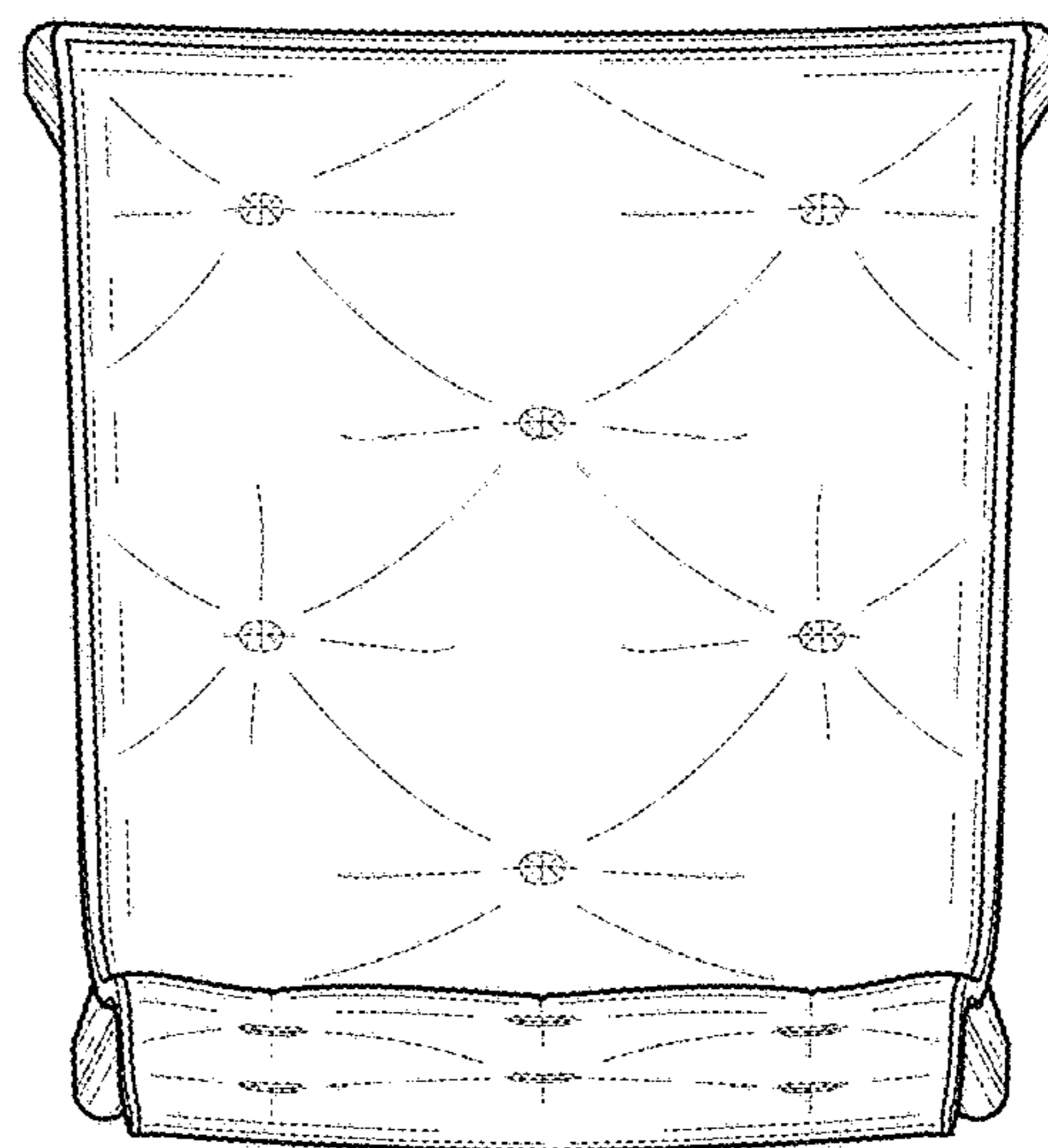


FIG. 8