



US00D831961S

(12) **United States Design Patent** (10) **Patent No.:** **US D831,961 S**
Zeira (45) **Date of Patent:** **** Oct. 30, 2018**

(54) **CONTAINER**

FOREIGN PATENT DOCUMENTS

(71) Applicant: **Iscar, Ltd.**, Tefen (IL)

EP 1487706 5/2007
GB 2118144 10/1983

(72) Inventor: **Hadas Zeira**, Kfar Vradim (IL)

OTHER PUBLICATIONS

(73) Assignee: **Iscar, Ltd.**, Tefen (IL)

Plastic Box for Carbide Insert [available at http://www.yasam.cc/products_detail/productid=344.html] Known at least as early as Nov. 23, 2017.

(**) Term: **15 Years**

Plastic Box for CNC Carbide Inserts [available at https://www.alibaba.com/product-detail/plastic-box-for-CNC-carbide-inserts_60378619946.html] Known at least as early as Nov. 23, 2017.

(21) Appl. No.: **29/628,463**

* cited by examiner

(22) Filed: **Dec. 5, 2017**

(51) **LOC (11) Cl.** **03-01**

Primary Examiner — Kelley A Donnelly

(52) **U.S. Cl.**

(74) *Attorney, Agent, or Firm* — Womble Bond Dickinson (US) LLP

USPC **D3/304**

(58) **Field of Classification Search**

USPC D6/672, 675; D7/601–602; D3/272,
D3/304, 307, 308, 309, 312, 314, 315,
D3/905

(57) **CLAIM**

CPC B65D 11/00; B65D 11/14; B65D 11/20;
B65D 71/0003; B65D 1/243

The ornamental design for a container, as shown and described.

See application file for complete search history.

DESCRIPTION

(56) **References Cited**

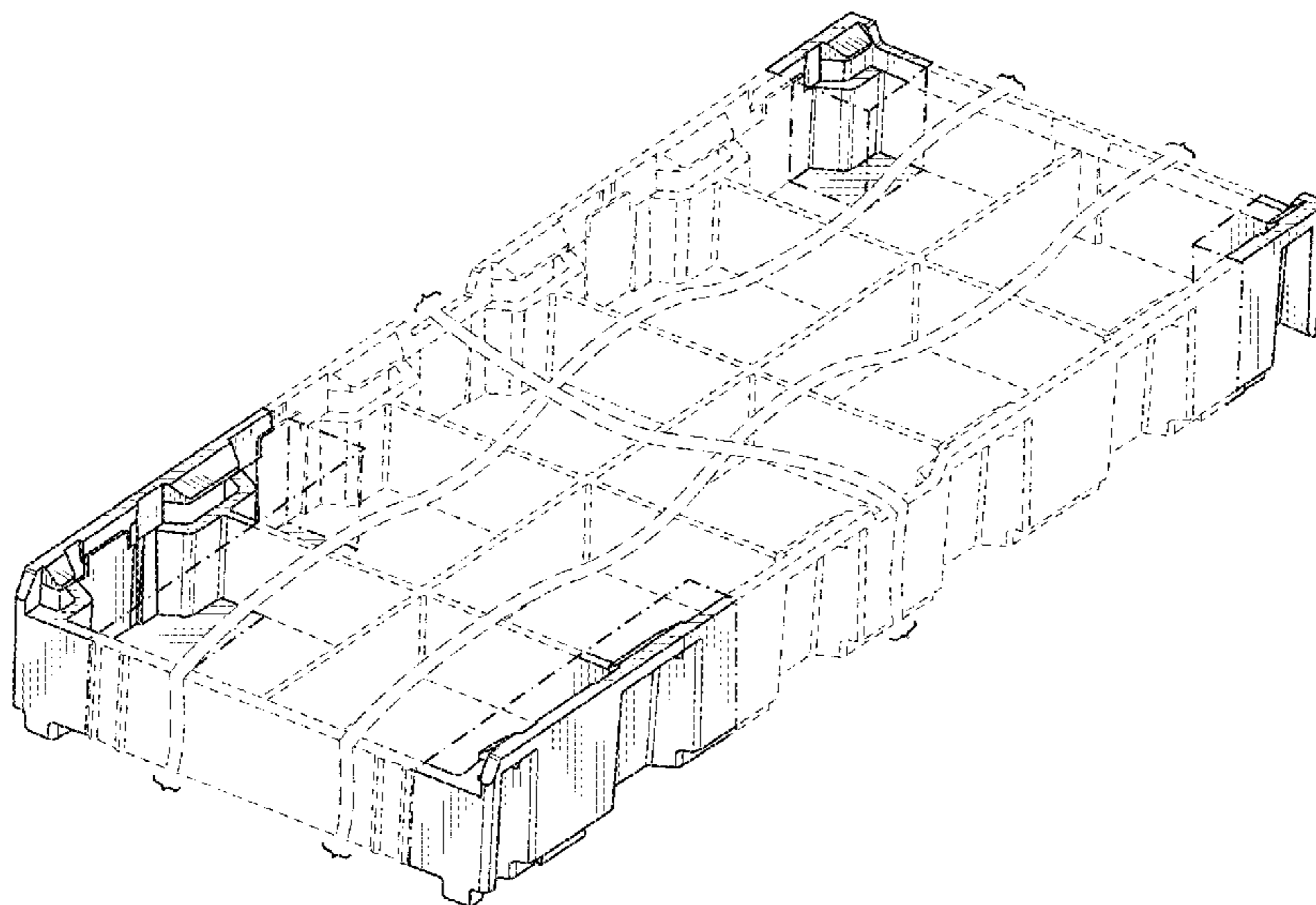
U.S. PATENT DOCUMENTS

D260,194 S *	8/1981	Carroll	D3/307
D446,015 S *	8/2001	Apps	D3/304
6,364,096 B1	4/2002	De Baets et al.		
D557,011 S *	12/2007	Fernandez	D3/307
D598,684 S *	8/2009	Stahl	B65D 21/0233
				D3/307
D600,021 S *	9/2009	Lindstrom	D3/313
D688,869 S *	9/2013	Lindstrom	D3/311
D759,974 S *	6/2016	Meers	D3/304
D826,045 S *	8/2018	Pudselykke	D9/435
2010/0108556 A1	5/2010	Claffy		

FIG. 1 is an isometric front right top view of my new design; FIG. 2 is a top view thereof; FIG. 3 is a bottom view thereof; FIG. 4 is a right side view thereof; FIG. 5 is a left side view thereof; FIG. 6 is a front view thereof; and, FIG. 7 is a rear view thereof.

The dash-dot lines in the figures represent boundaries of the claimed design that form no part thereof. The dash-dash lines in the figures represent optional features of the container that form no part of the claimed design. The bracketed wavy dashed lines in the figures represent optional breaks such that the relative distance between the claimed portions of the design forms no part of the claim.

1 Claim, 5 Drawing Sheets



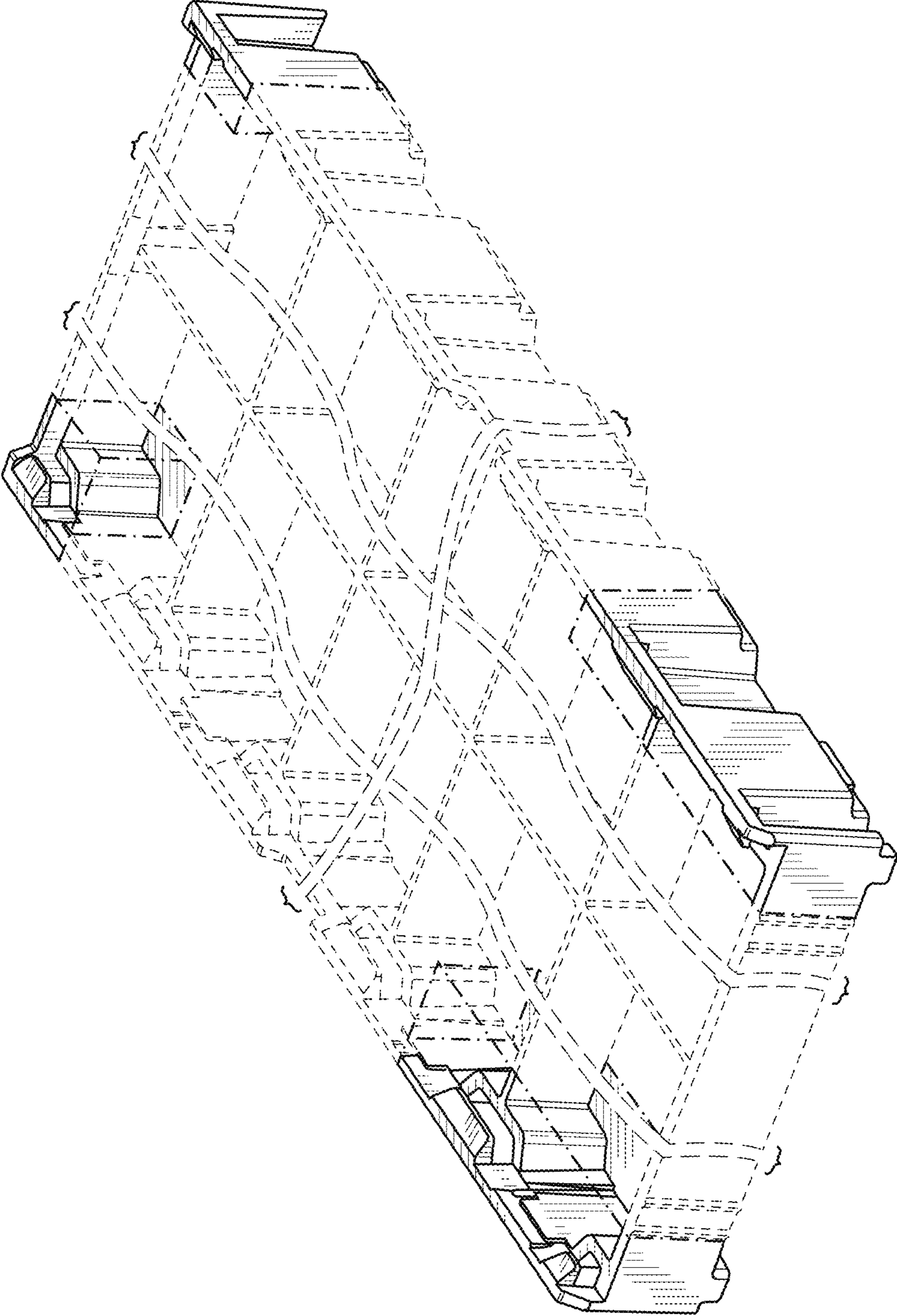


FIG. 1

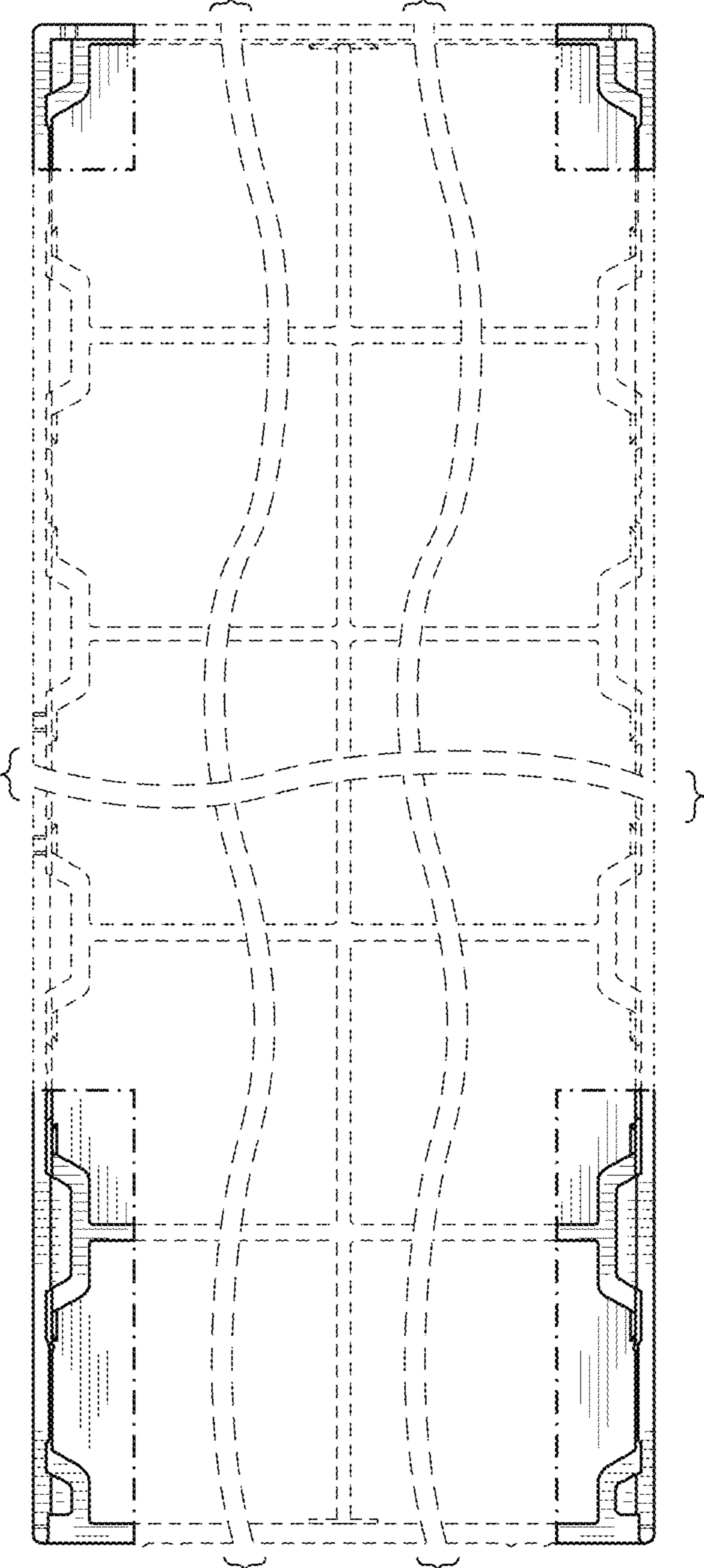


FIG. 2

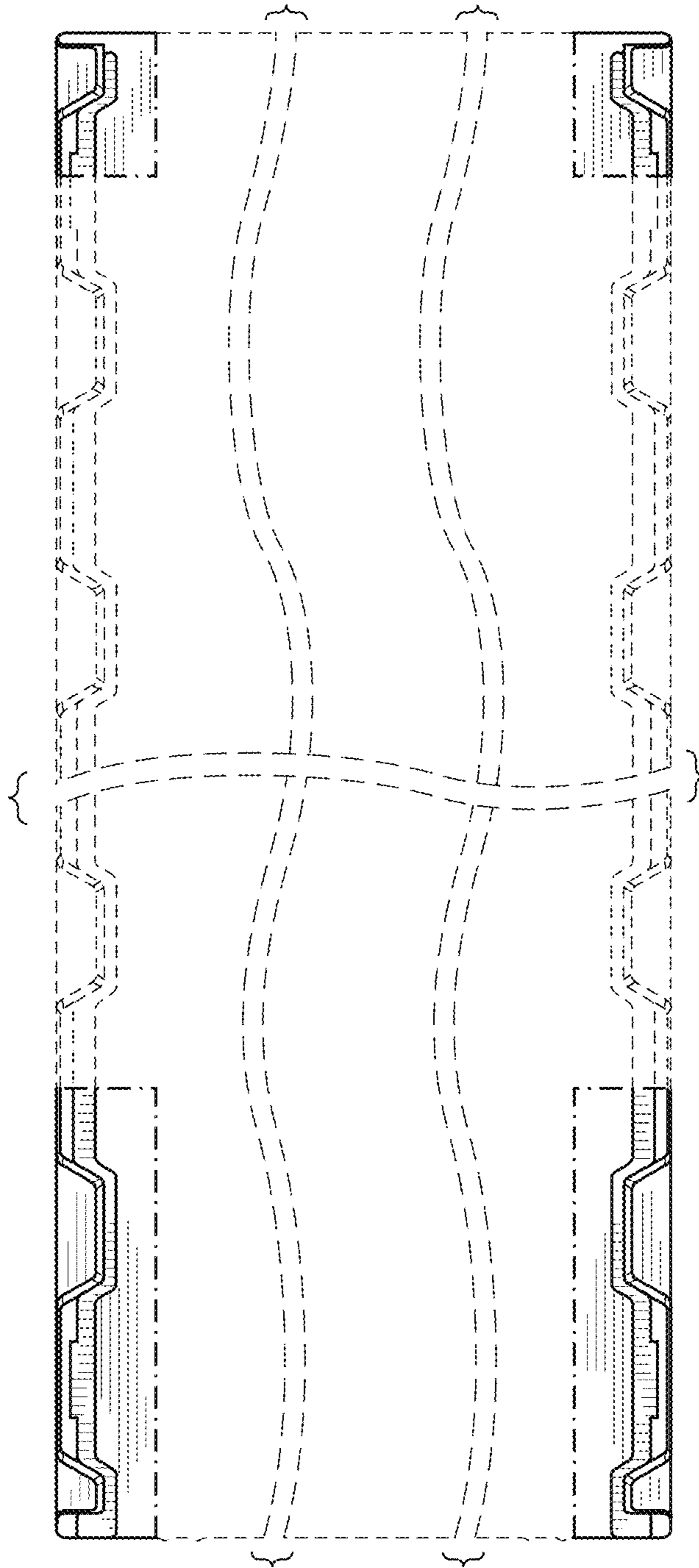


FIG. 3

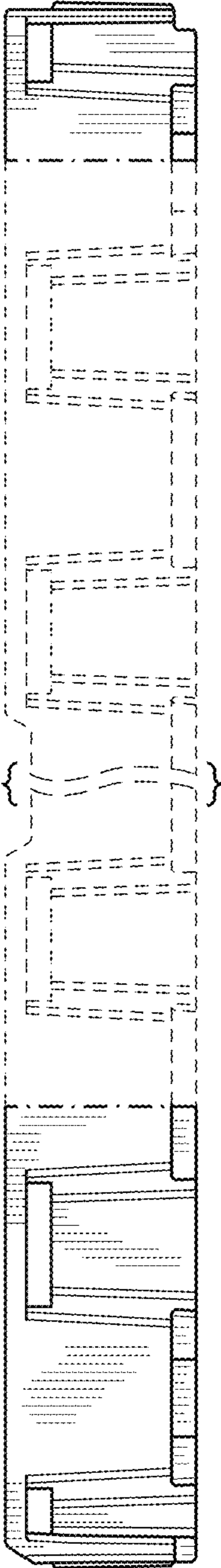


FIG. 4

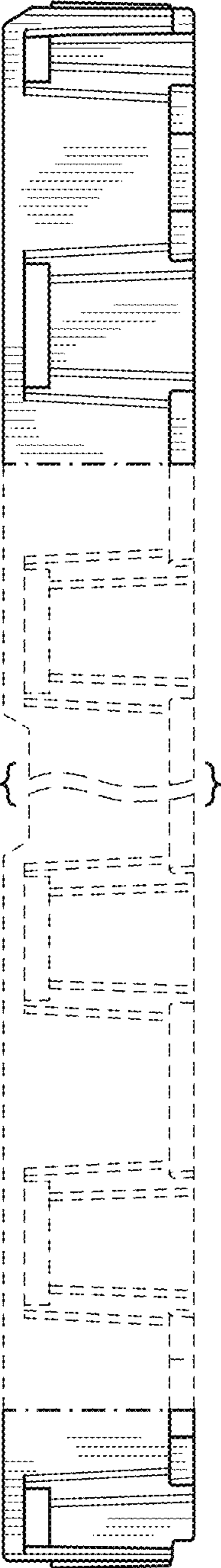


FIG. 5

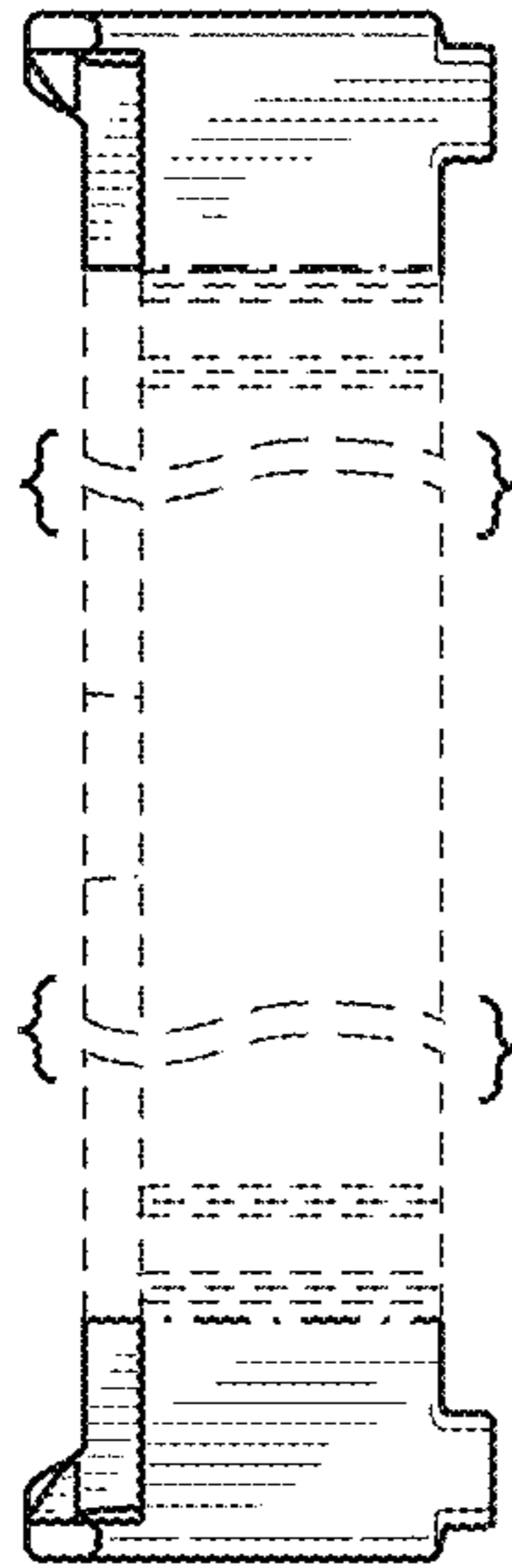


FIG. 6

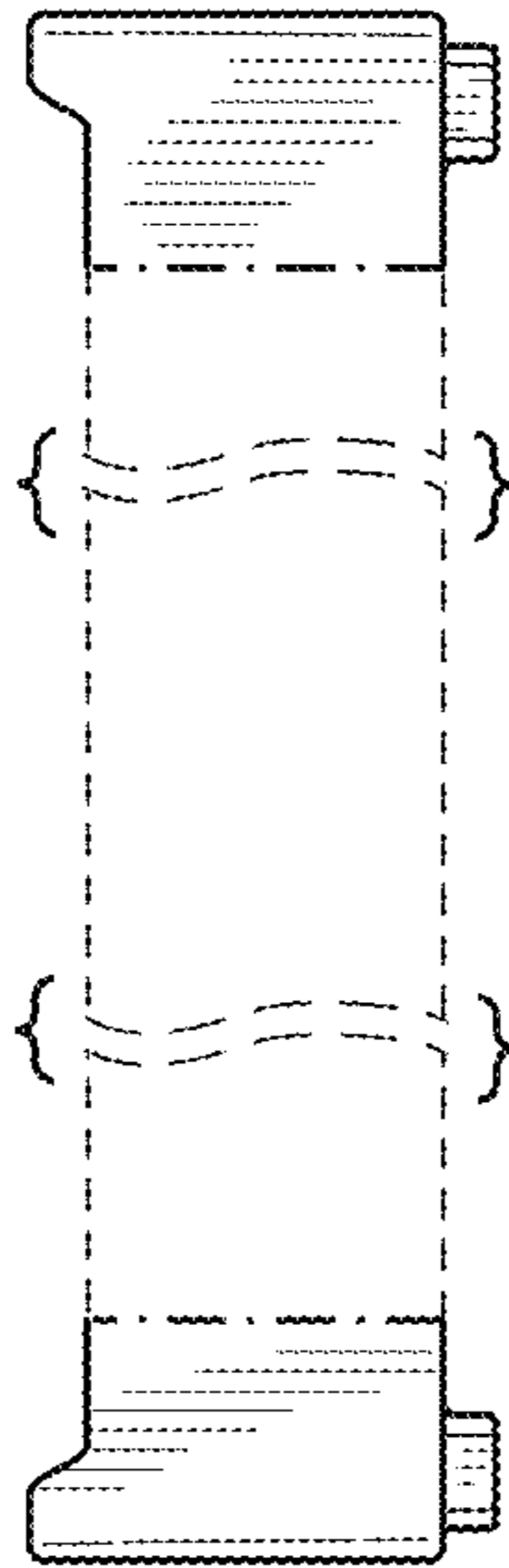


FIG. 7