



US00D831960S

(12) **United States Design Patent** (10) **Patent No.:** **US D831,960 S**
Martinez et al. (45) **Date of Patent:** **** Oct. 30, 2018**

(54) **DRONE CASE**
(71) Applicant: **Jeffrey Overall**, Costa Mesa, CA (US)
(72) Inventors: **Esteban Martinez**, Huntington Beach, CA (US); **Matthew Fairfax**, Huntington Beach, CA (US)
(73) Assignee: **Jeff Overall**, Fountain Valley, CA (US)
(**) Term: **15 Years**

D525,422 S 7/2006 Williams
D577,904 S 10/2008 Sasaki
D588,356 S 3/2009 Lown
D621,154 S 8/2010 Lown
D629,198 S * 12/2010 Fox D3/273
D638,623 S 5/2011 Chen
D665,167 S * 8/2012 Haener D3/276
D776,523 S * 1/2017 Sabbag D3/276
D795,578 S * 8/2017 Law D3/279
D799,211 S * 10/2017 Li D3/302
D805,780 S 12/2017 Hughes
D812,907 S * 3/2018 Rivera D3/269
2006/0201958 A1* 9/2006 Tieben G03F 1/66
220/835

(21) Appl. No.: **29/649,291**
(22) Filed: **May 29, 2018**
(51) **LOC (11) Cl.** **03-01**
(52) **U.S. Cl.**
USPC **D3/302**
(58) **Field of Classification Search**
USPC D3/269, 272, 273, 274, 276, 279, 280,
D3/281, 283, 284, 285, 289, 302, 904
CPC B65D 85/68; B65D 11/00; A45C 11/38;
A45C 11/00
See application file for complete search history.

OTHER PUBLICATIONS

PolarPro, "DJI Spark Case—Mini", Accessed Jul. 2, 2018. (<https://www.polarprofilters.com/products/dji-spark-case-mini>).*

* cited by examiner

Primary Examiner — Jennifer Rivard
Assistant Examiner — April Rivas

(57) **CLAIM**

The ornamental design for a drone case, as shown and described.

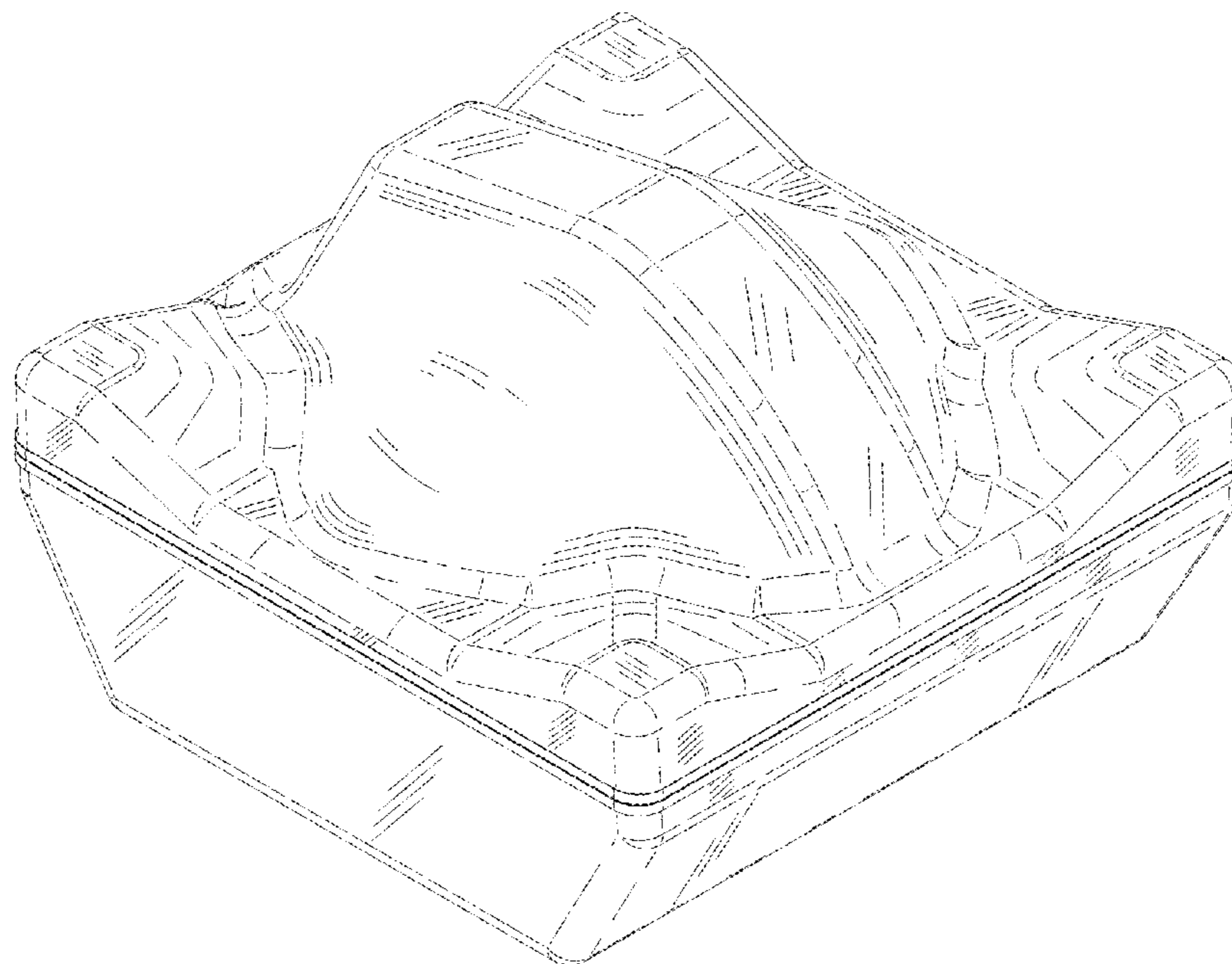
DESCRIPTION

FIG. 1 is a top left perspective view of the drone case;
FIG. 2 is a front view thereof;
FIG. 3 is a back view thereof;
FIG. 4 is a top view thereof;
FIG. 5 is a bottom view thereof;
FIG. 6 is a left side view thereof; and,
FIG. 7 is a right side view thereof.

1 Claim, 7 Drawing Sheets

(56) **References Cited**
U.S. PATENT DOCUMENTS

D322,165 S 12/1991 Lloyd
D411,040 S * 6/1999 Gilbertson D3/273
D467,075 S * 12/2002 Fajers D3/273
D467,076 S * 12/2002 Fajers D3/273
D467,422 S * 12/2002 Fajers D3/273
D470,311 S * 2/2003 Mitchell D3/269
D498,050 S * 11/2004 Scribner D3/273



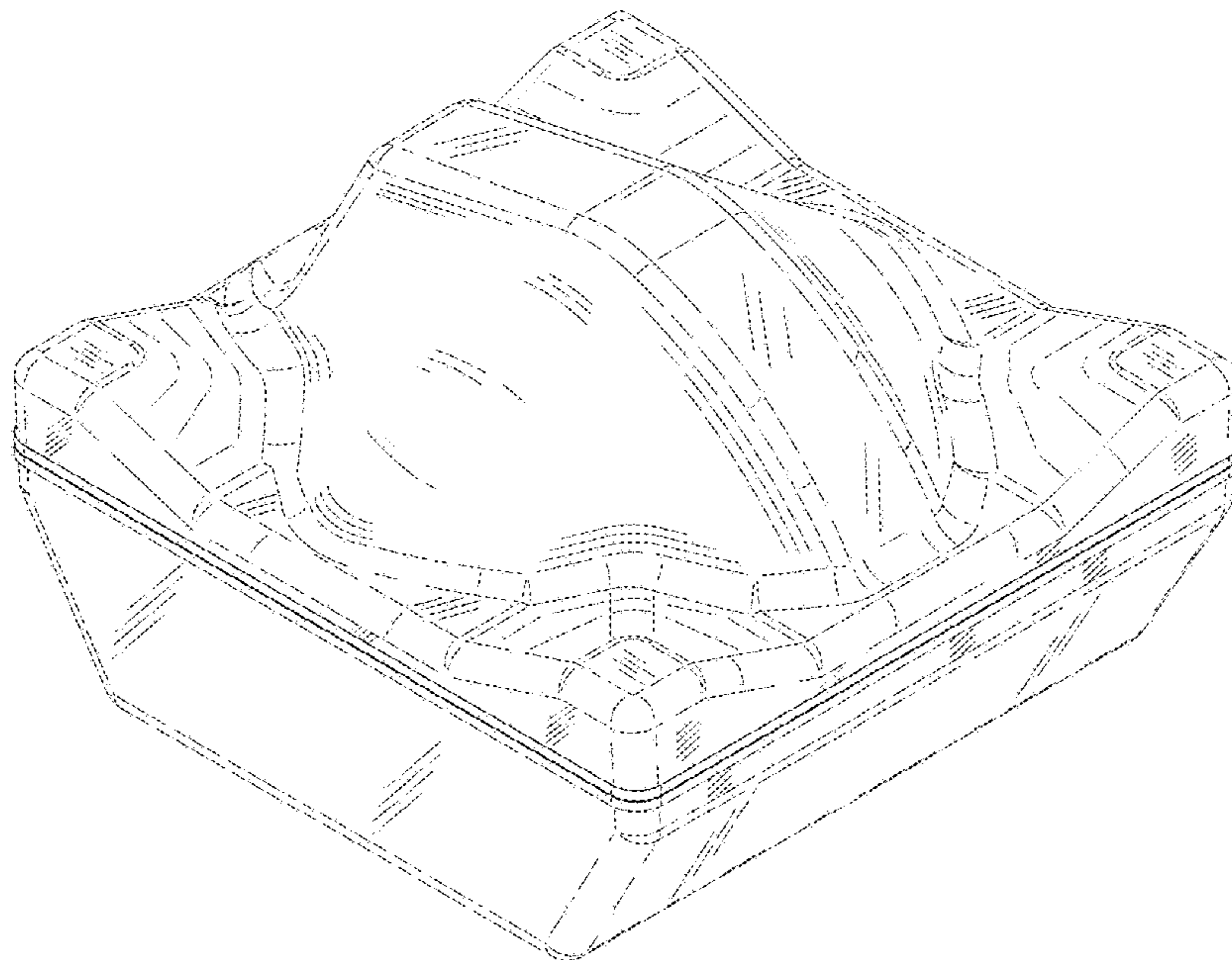


FIG. 1

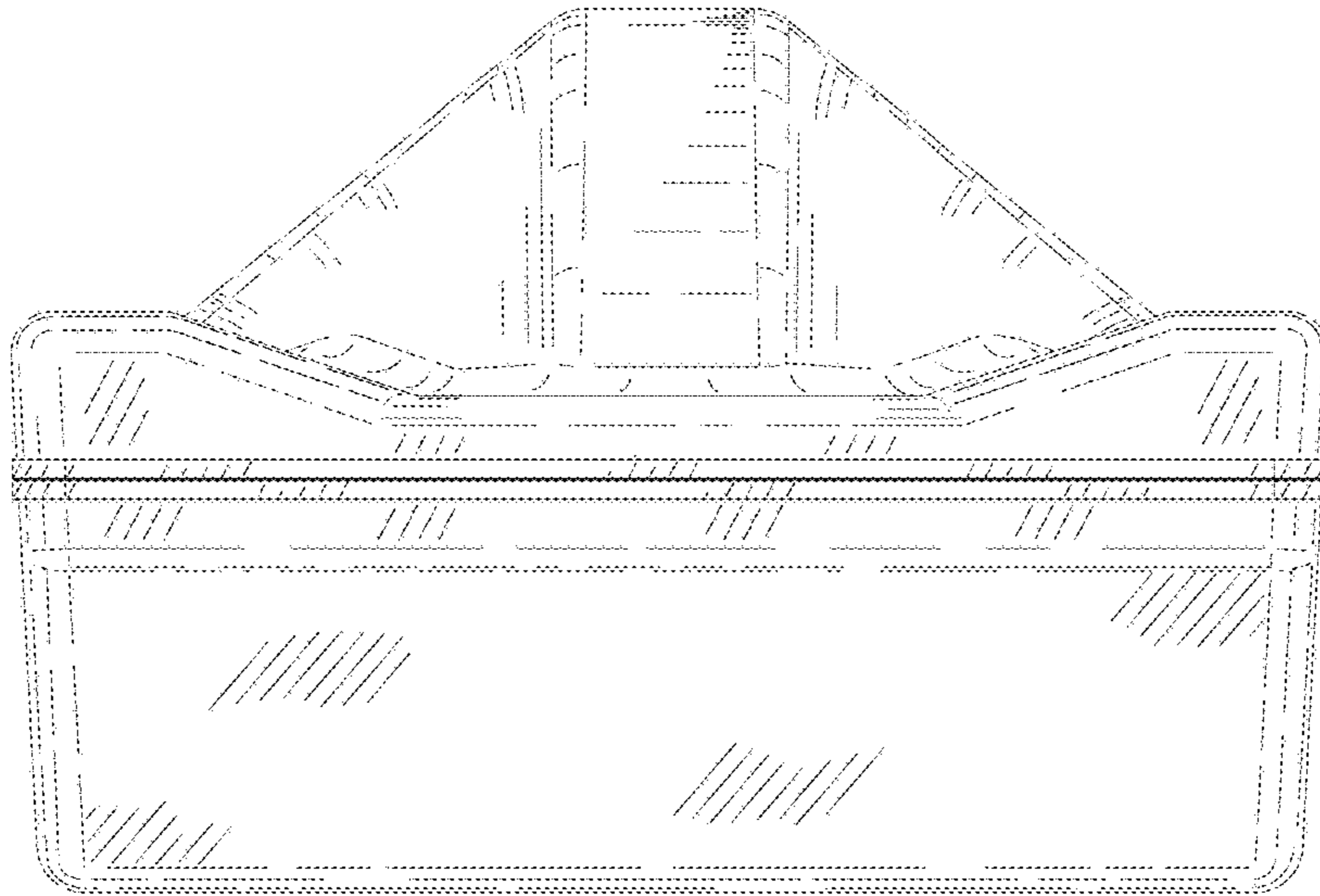


FIG. 2

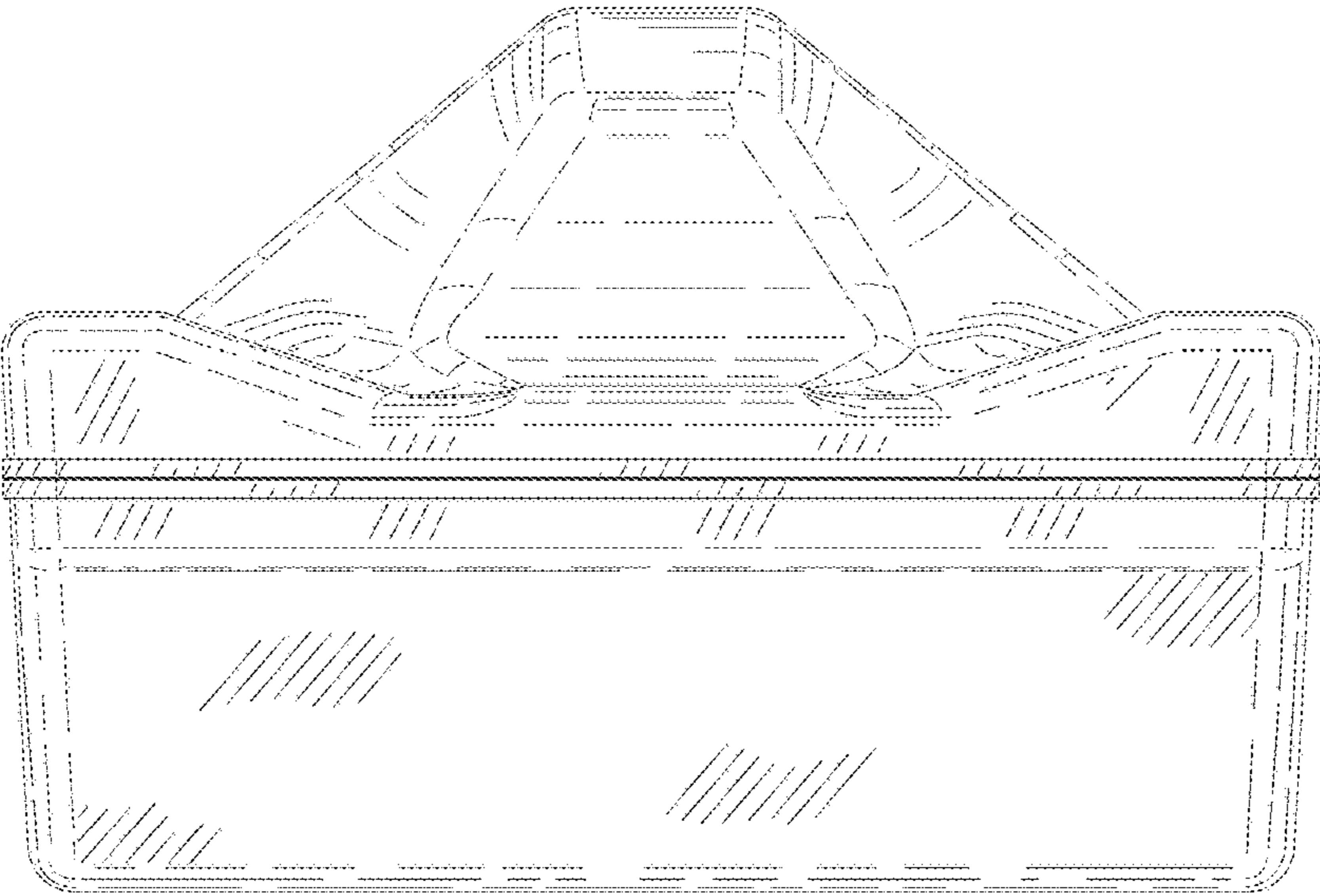


FIG. 3




FIG. 4




FIG. 5

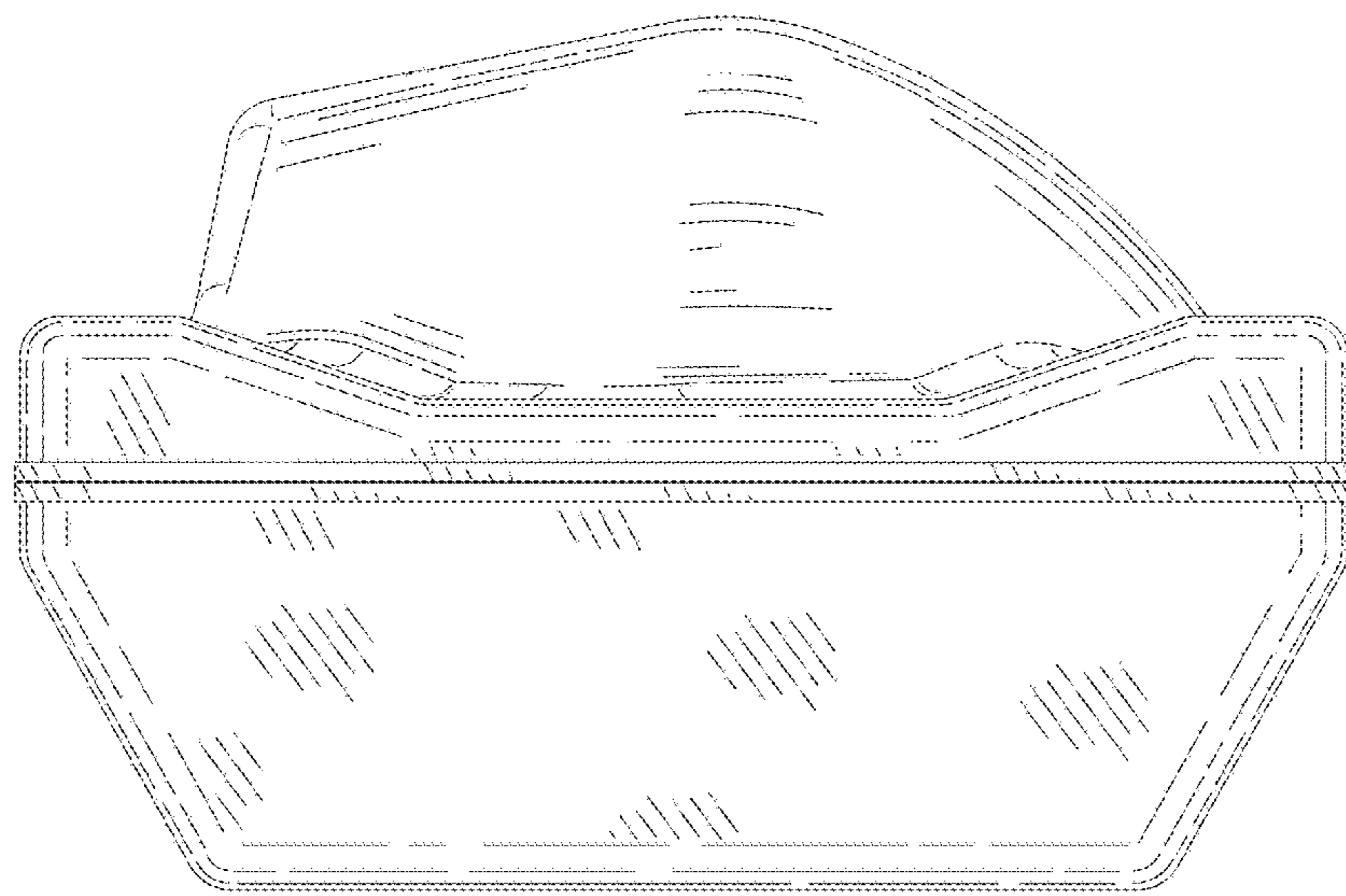


FIG. 6

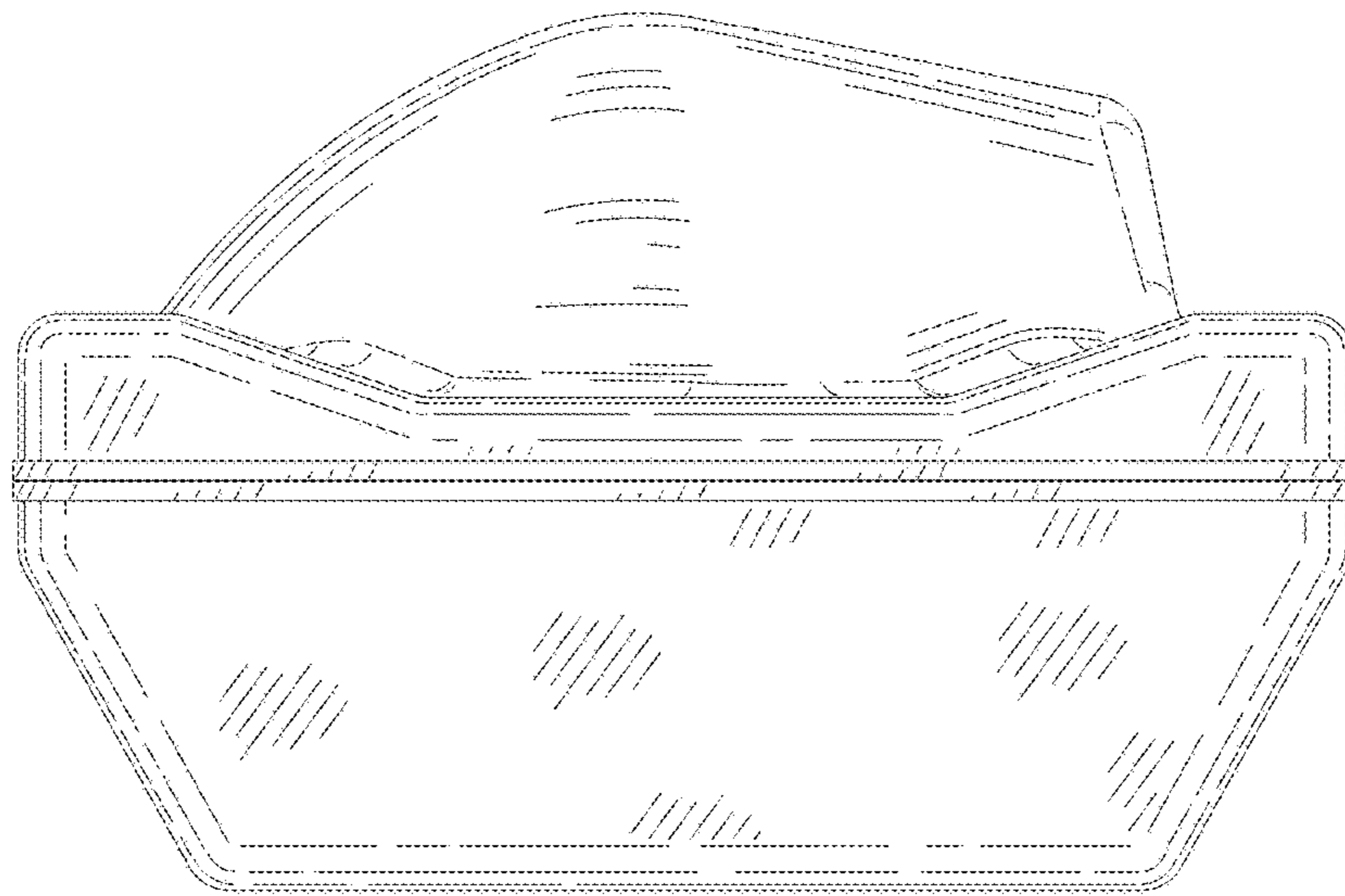


FIG. 7