



US00D831949S

(12) **United States Design Patent**
De Nubbio

(10) **Patent No.:** **US D831,949 S**

(45) **Date of Patent:** **** Oct. 30, 2018**

(54) **FOOTWEAR**

(71) Applicant: **J. Choo Limited**, London (GB)

(72) Inventor: **Adolfo De Nubbio**, London (GB)

(73) Assignee: **J. Choo Limited**, London (GB)

(**) Term: **15 Years**

(21) Appl. No.: **29/624,174**

(22) Filed: **Oct. 30, 2017**

Related U.S. Application Data

(62) Division of application No. 29/584,566, filed on Nov. 15, 2016, now Pat. No. Des. 814,152.

(30) **Foreign Application Priority Data**

May 16, 2016 (EM) 003130723

(51) **LOC (11) Cl.** **02-99**

(52) **U.S. Cl.**
USPC **D2/971**

(58) **Field of Classification Search**
USPC D2/896, 925-942, 971
CPC A43B 21/00; A43B 21/02; A43B 21/06;
A43B 9/14; A43B 1/0045; A43B 13/10;
A43B 13/12; A43B 23/06; A43B 23/07;
A43B 1/0036; A43B 5/12
See application file for complete search history.

(56) **References Cited**

U.S. PATENT DOCUMENTS

- 1,795,769 A * 3/1931 Frohman A43B 1/06
D2/930
- D84,254 S * 5/1931 Miller D2/930
- D91,531 S * 2/1934 Morali D2/930
- D91,534 S * 2/1934 Morali D2/930

- D91,535 S * 2/1934 Morali D2/932
- D92,064 S * 4/1934 DeLiso D2/934
- D92,763 S * 7/1934 Miller D2/930
- D98,503 S * 2/1936 Newton D2/930
- D101,886 S * 11/1936 Perugia D2/930
- D102,341 S * 12/1936 Stein D2/930
- D102,342 S * 12/1936 Stein D2/931
- D102,343 S * 12/1936 Stein D2/930
- D102,344 S * 12/1936 Stein D2/931
- D102,345 S * 12/1936 Stein D2/931
- D102,346 S * 12/1936 Stein D2/931
- D108,481 S * 2/1938 Parker D2/930
- D129,120 S * 8/1941 Faie D2/927
- D131,064 S * 1/1942 Julianelli D2/940
- D131,119 S * 1/1942 Hirshorn D2/922
- D131,170 S * 1/1942 Wolock D2/932
- D131,543 S * 3/1942 Vivier D2/927
- D133,282 S * 8/1942 Lee D2/942
- D133,445 S * 8/1942 Suitcliffe D2/932
- D143,810 S * 2/1946 Eisenberg D2/927

(Continued)

Primary Examiner — Dominic V Simone

(74) *Attorney, Agent, or Firm* — Fross Zelnick Lehrman & Zissu, P.C.; Lawrence E. Apolzon, Esq.

(57) **CLAIM**

The ornamental design for footwear, as shown and described.

DESCRIPTION

FIG. 1 is a front perspective view of footwear showing my new design;
 FIG. 2 is a left side view thereof;
 FIG. 3 is a right side view thereof;
 FIG. 4 is a front view thereof;
 FIG. 5 is a rear view thereof; and,
 FIG. 6 is a top plan view thereof.
 The broken line showing of the heel, sole, heel cap, portions of the footbed, rivets, portions of the straps, and portions of the upper in the drawings shows unclaimed subject matter.

1 Claim, 6 Drawing Sheets



(56)

References Cited

U.S. PATENT DOCUMENTS

D144,747 S *	5/1946	Vivier	D2/932
D158,389 S *	5/1950	Lakow	D2/971
D583,538 S *	12/2008	Choi	D2/925
D597,285 S *	8/2009	Ringholz	D2/927
D605,393 S *	12/2009	Choi	D2/940
D605,394 S *	12/2009	Guers-Neyraud	D2/971
D609,447 S *	2/2010	Choi	D2/971
D650,982 S *	12/2011	de Lima	D2/971
D655,906 S *	3/2012	Issler	D2/971
D660,565 S *	5/2012	Della Valle	D2/925
D660,569 S *	5/2012	Abramowitz	D2/939

* cited by examiner




FIG. 1

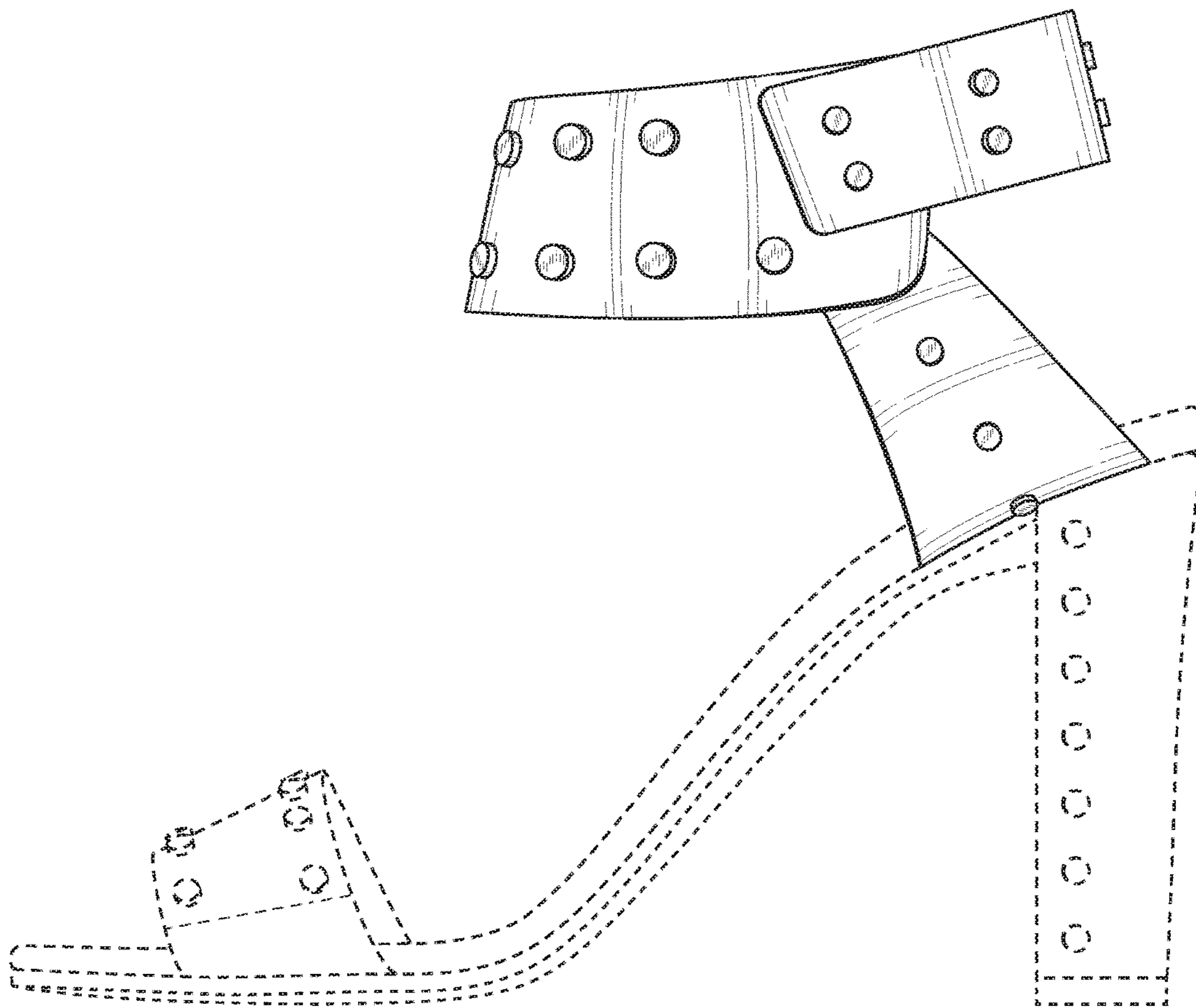


FIG. 2

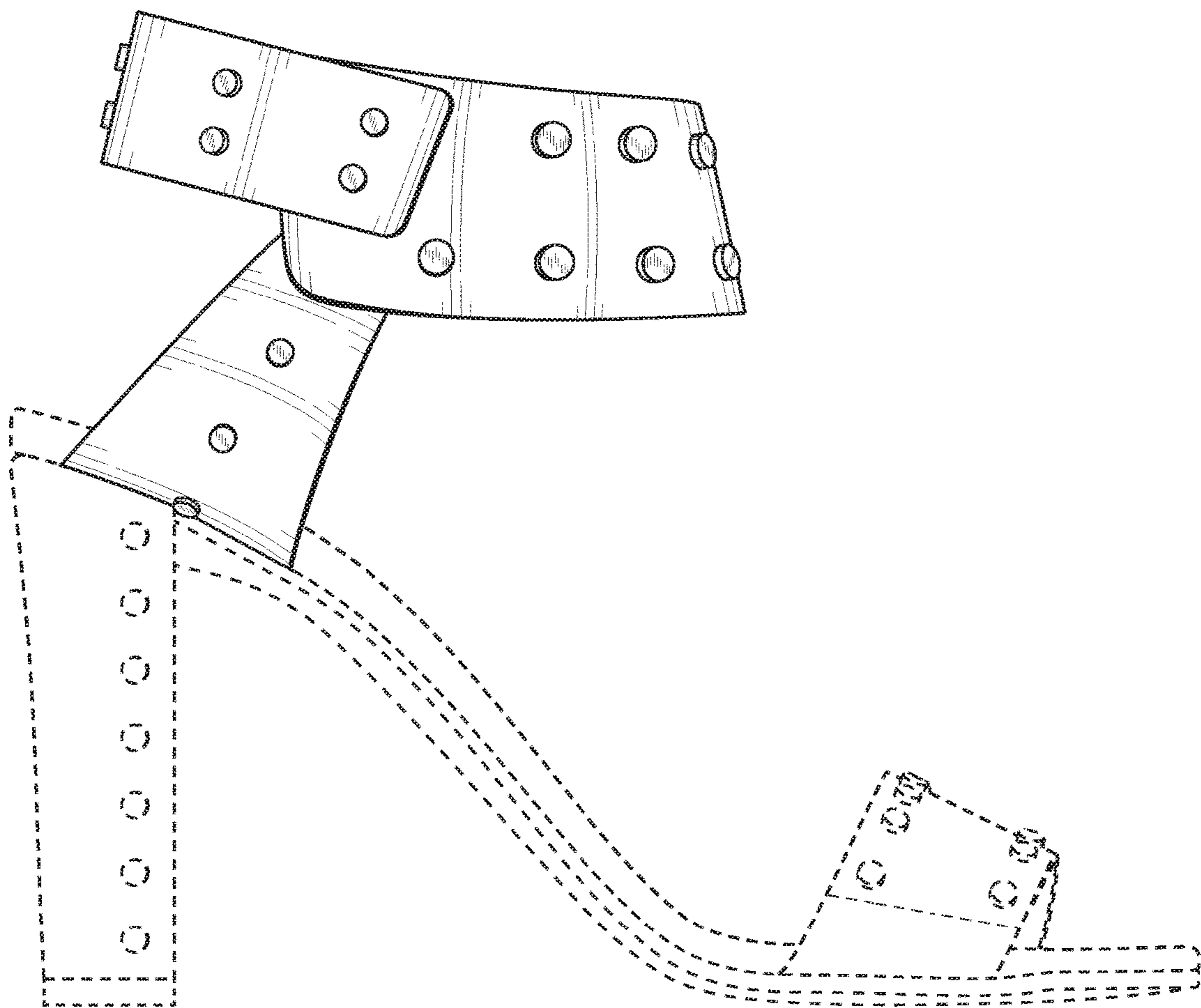


FIG. 3

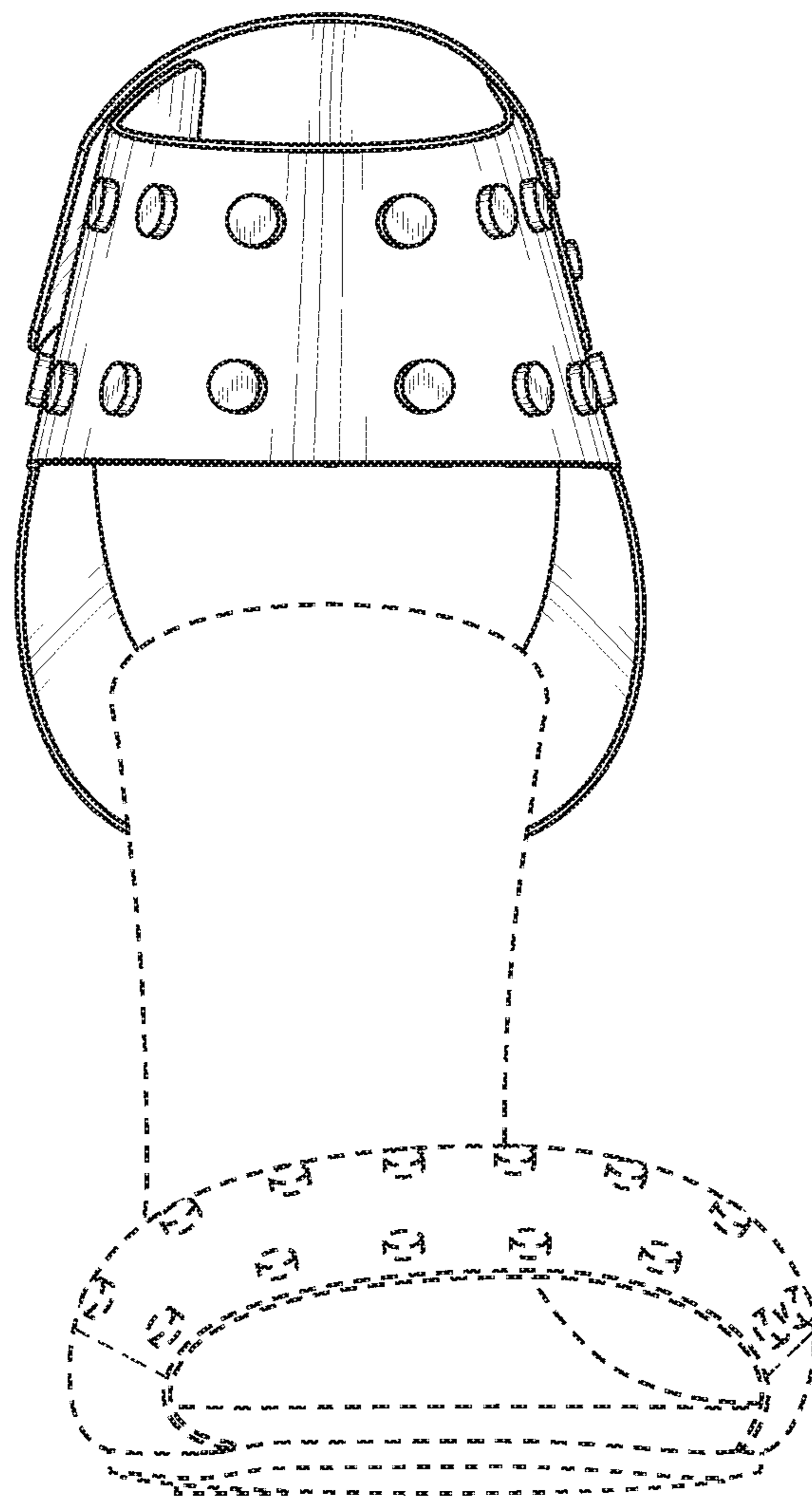


FIG. 4

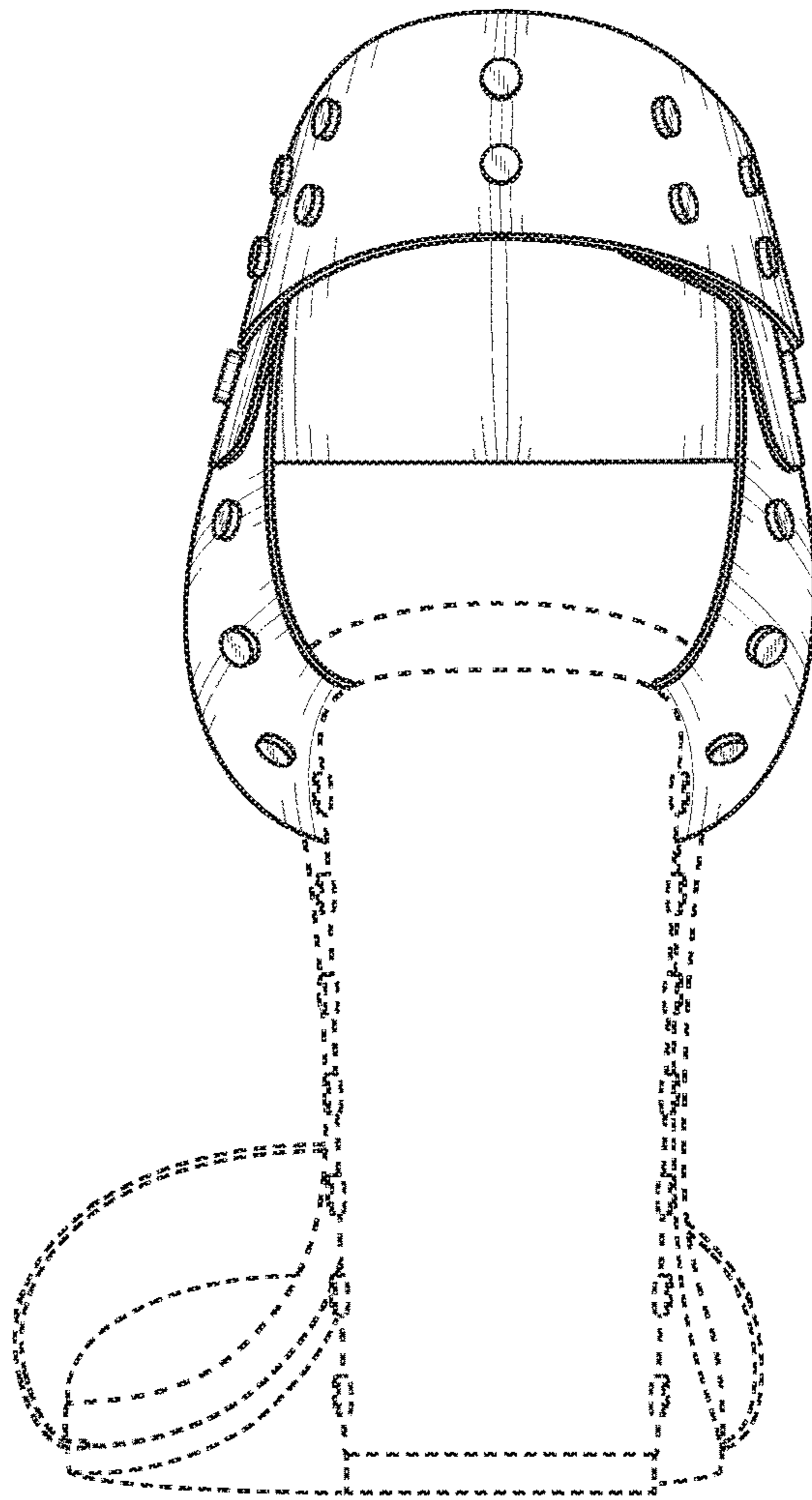


FIG. 5

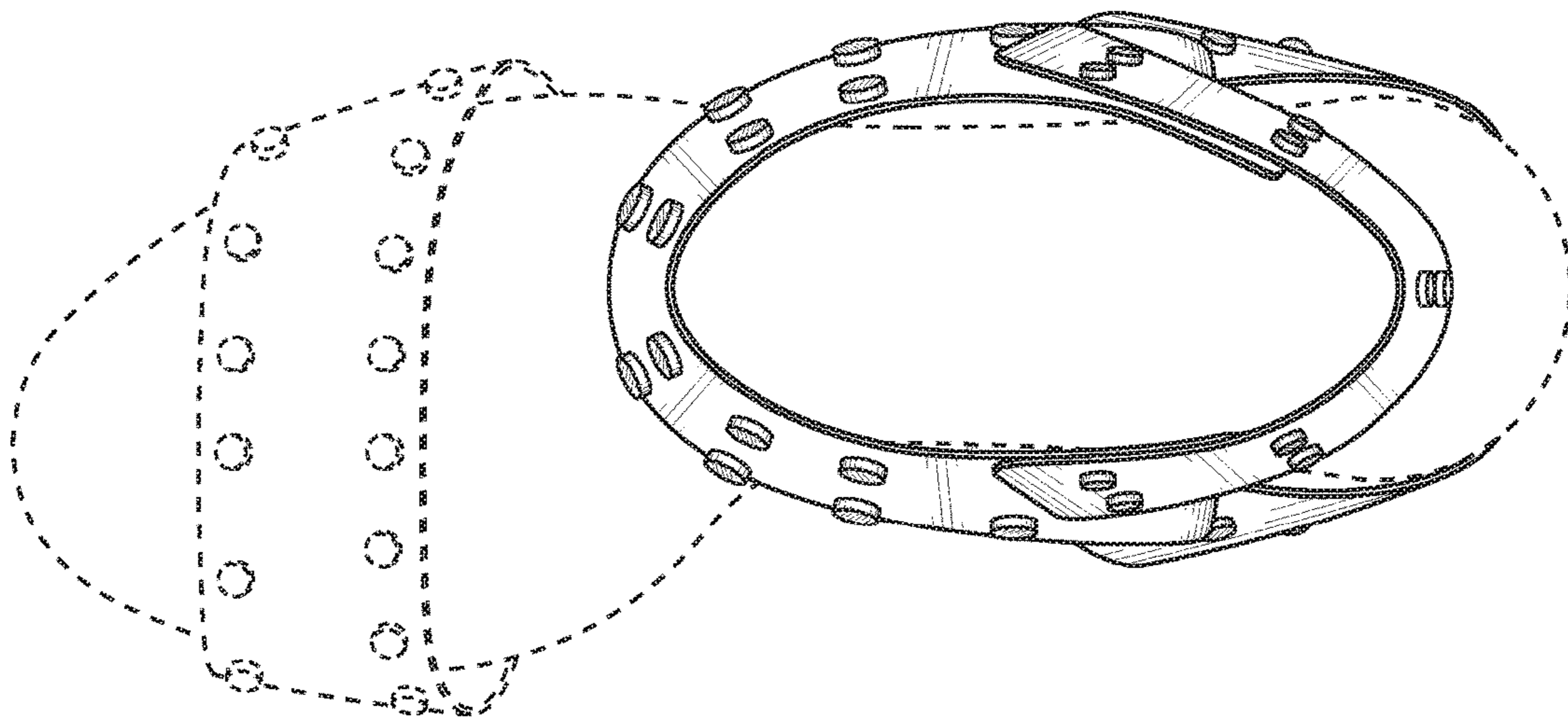


FIG. 6