



US00D831938S

(12) **United States Design Patent**
Ghesquiere

(10) **Patent No.:** **US D831,938 S**

(45) **Date of Patent:** **** Oct. 30, 2018**

(54) **SNEAKER**

(71) Applicant: **LOUIS VUITTON MALLETIER,**
Paris (FR)

(72) Inventor: **Nicolas Ghesquiere,** Paris (FR)

(73) Assignee: **LOUIS VUITTON MALLETIER,**
Paris (FR)

(**) Term: **15 Years**

(21) Appl. No.: **29/630,099**

(22) Filed: **Dec. 19, 2017**

(51) **LOC (11) Cl.** **02-04**

(52) **U.S. Cl.**
USPC **D2/902**

(58) **Field of Classification Search**
USPC D2/896, 902, 905, 906, 907, 908, 943,
D2/944, 946, 947, 951, 960, 969, 972
CPC A43B 1/00; A43B 1/14; A43B 3/00; A43B
5/00; A43B 5/001; A43B 5/002; A43B
5/003; A43B 5/007; A43B 5/008; A43B
5/006; A43B 5/02; A43B 5/06; A43B
5/10; A43B 5/14; A43B 5/145; A43B
13/00; A43B 13/02; A43B 13/04; A43B
23/00; A43B 23/02; A43B 23/0215; A43B
23/0205

See application file for complete search history.

(56) **References Cited**

U.S. PATENT DOCUMENTS

D347,317 S *	5/1994	Avar	D2/902
D354,163 S *	1/1995	Hatfield	D2/970
D355,069 S *	2/1995	Aveni	D2/970
D356,209 S *	3/1995	Avar	D2/970
D362,111 S *	9/1995	Avar	D2/970
D394,742 S *	6/1998	Gaudio	D2/902

D397,841 S *	9/1998	Munns	D2/902
D419,756 S *	2/2000	Edwards	D2/902
D421,176 S *	2/2000	Matis	D2/902
D444,624 S *	7/2001	Wilson	D2/902
D447,859 S *	9/2001	Matis	D2/902
7,823,298 B2 *	11/2010	Nishiwaki	A43B 5/10 36/50.1
D655,483 S *	3/2012	Portzline	D2/902
D662,695 S *	7/2012	Mevicker	D2/902
D702,023 S *	4/2014	Jacobs	D2/902
D712,647 S *	9/2014	Portzline	D2/969
9,015,962 B2 *	4/2015	Boudreau	A43B 13/141 36/25 R
9,433,256 B2 *	9/2016	Callahan	A43B 3/0057
D782,165 S *	3/2017	Slimane	D2/902
D796,160 S *	9/2017	Guichot	D2/902

* cited by examiner

Primary Examiner — Elizabeth J Oswecki

(74) *Attorney, Agent, or Firm* — Charles T. J. Weigell,
Esq.; Fross Zelnick Lehrman & Zissu, P.C.

(57) **CLAIM**

The ornamental design for a sneaker, as shown and described.

DESCRIPTION

FIG. 1 is a front perspective view of a sneaker showing my new design;

FIG. 2 is a front view thereof;

FIG. 3 is a back view thereof;

FIG. 4 is a left side view thereof;


FIG. 5 is a right side view thereof;

FIG. 6 is a top view thereof; and,

FIG. 7 is a bottom view thereof.

The broken lines showing of the loop tab on the inside back of the heel in the drawings forms no part of the claimed design. The remaining broken lines on the shoe represent thread stitching.

1 Claim, 7 Drawing Sheets



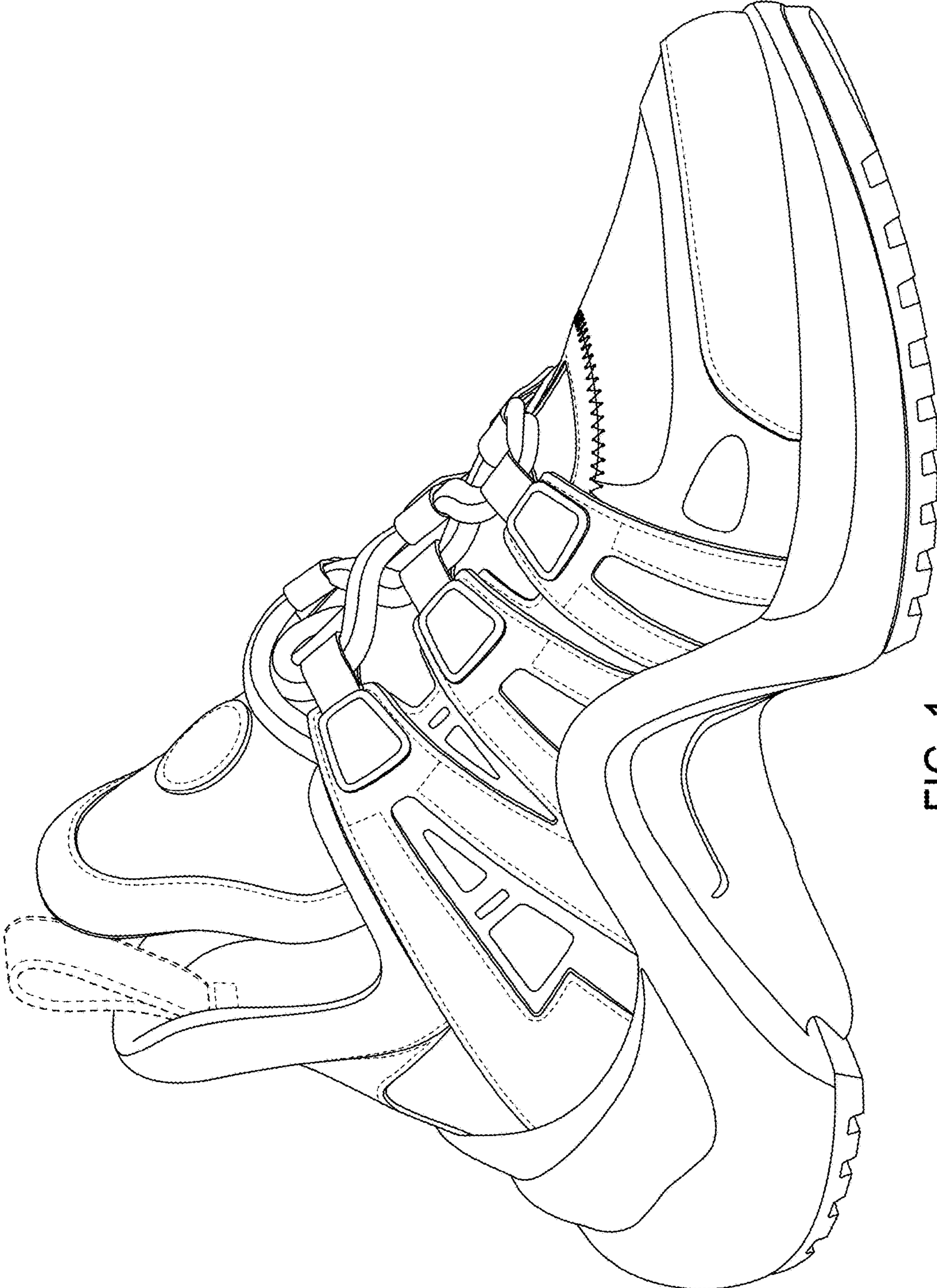


FIG. 1

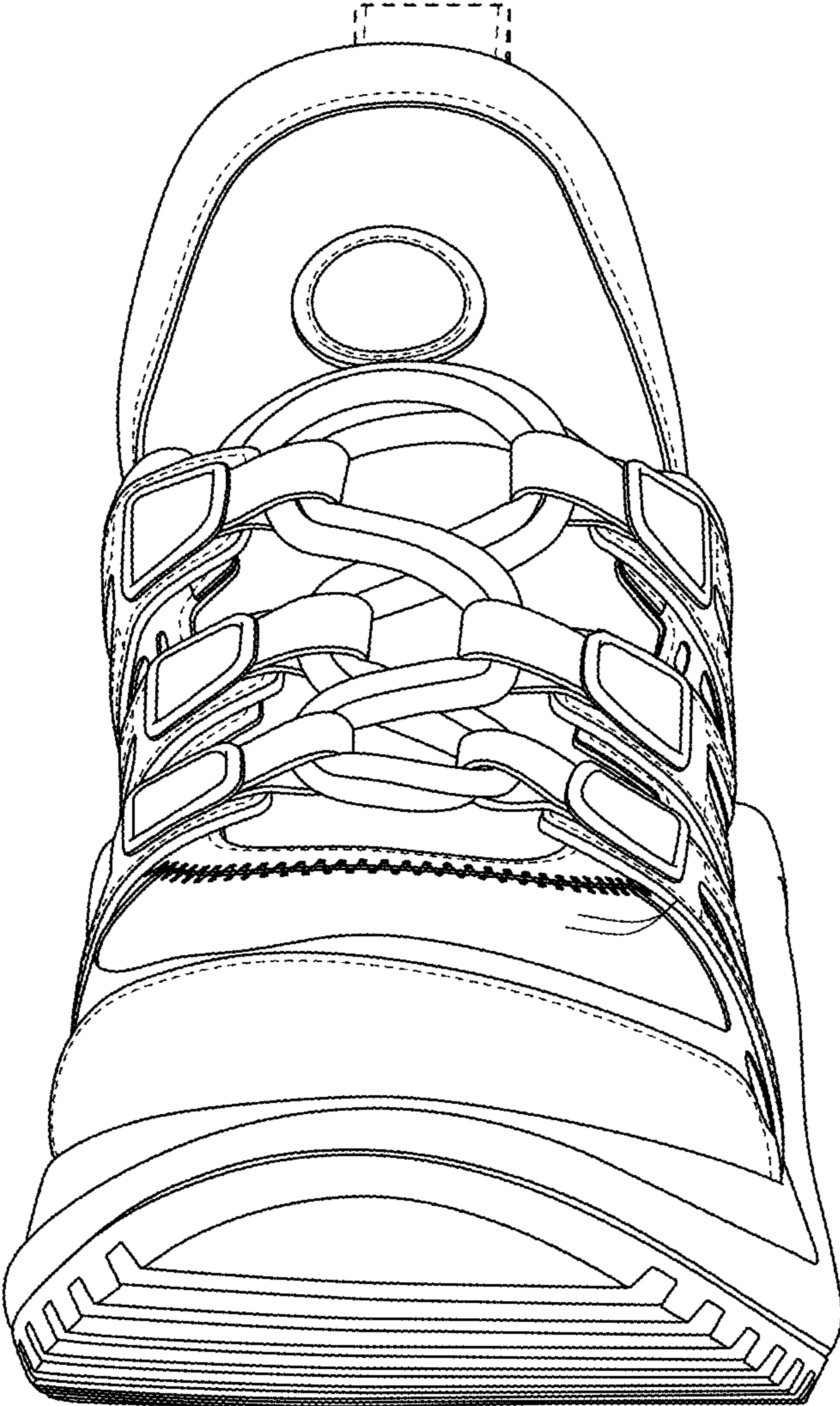


FIG. 2

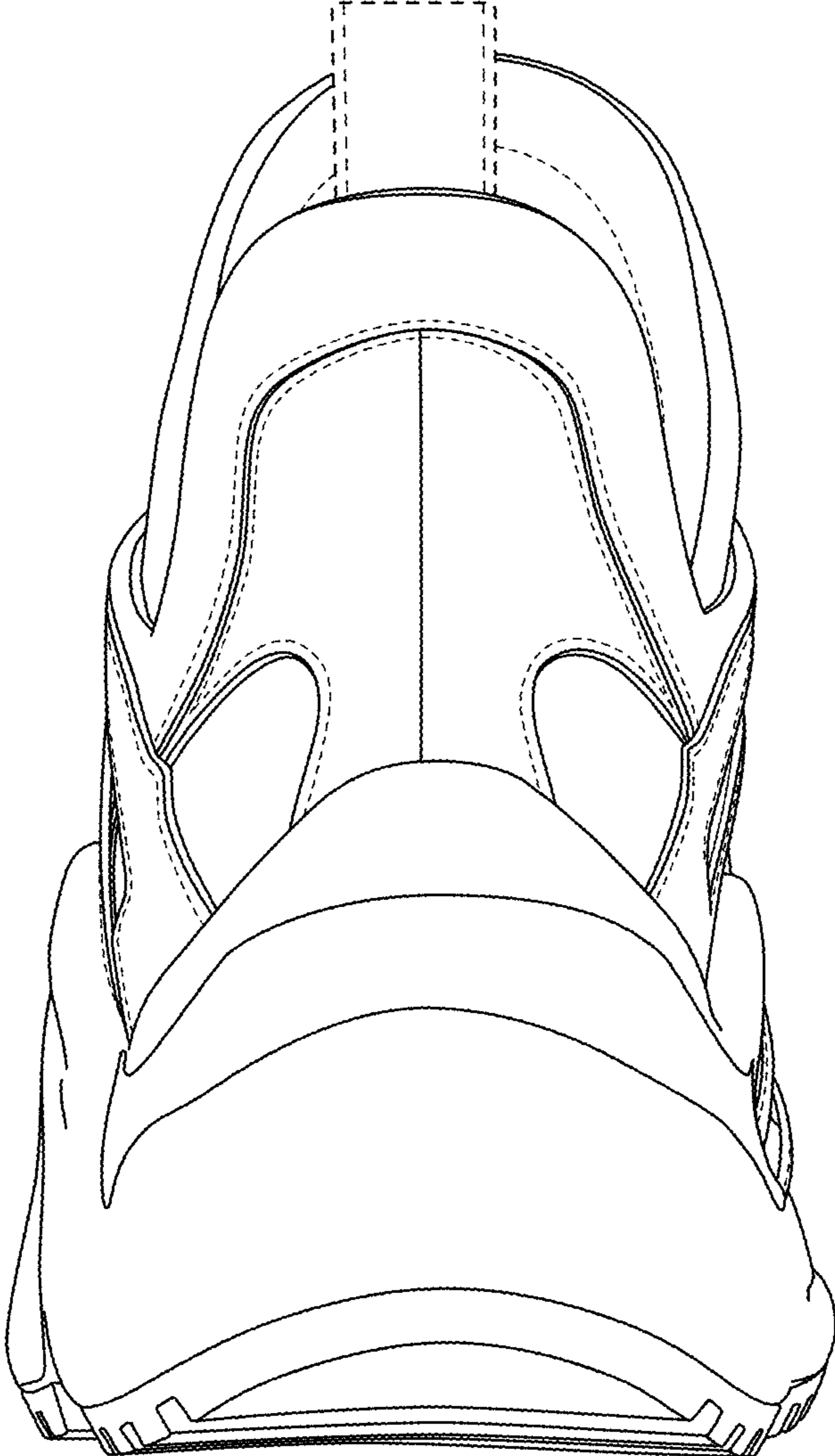


FIG. 3

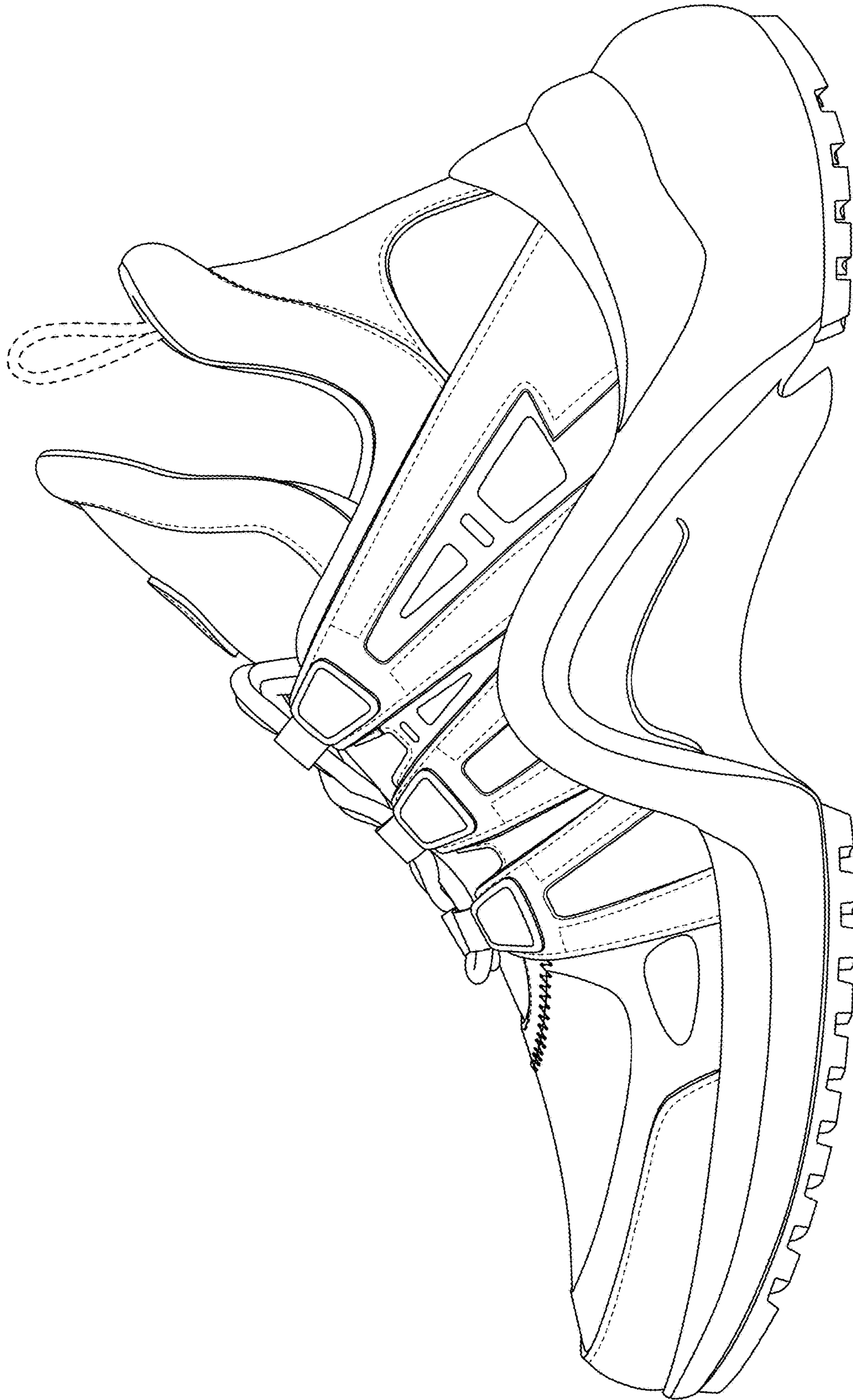


FIG. 4

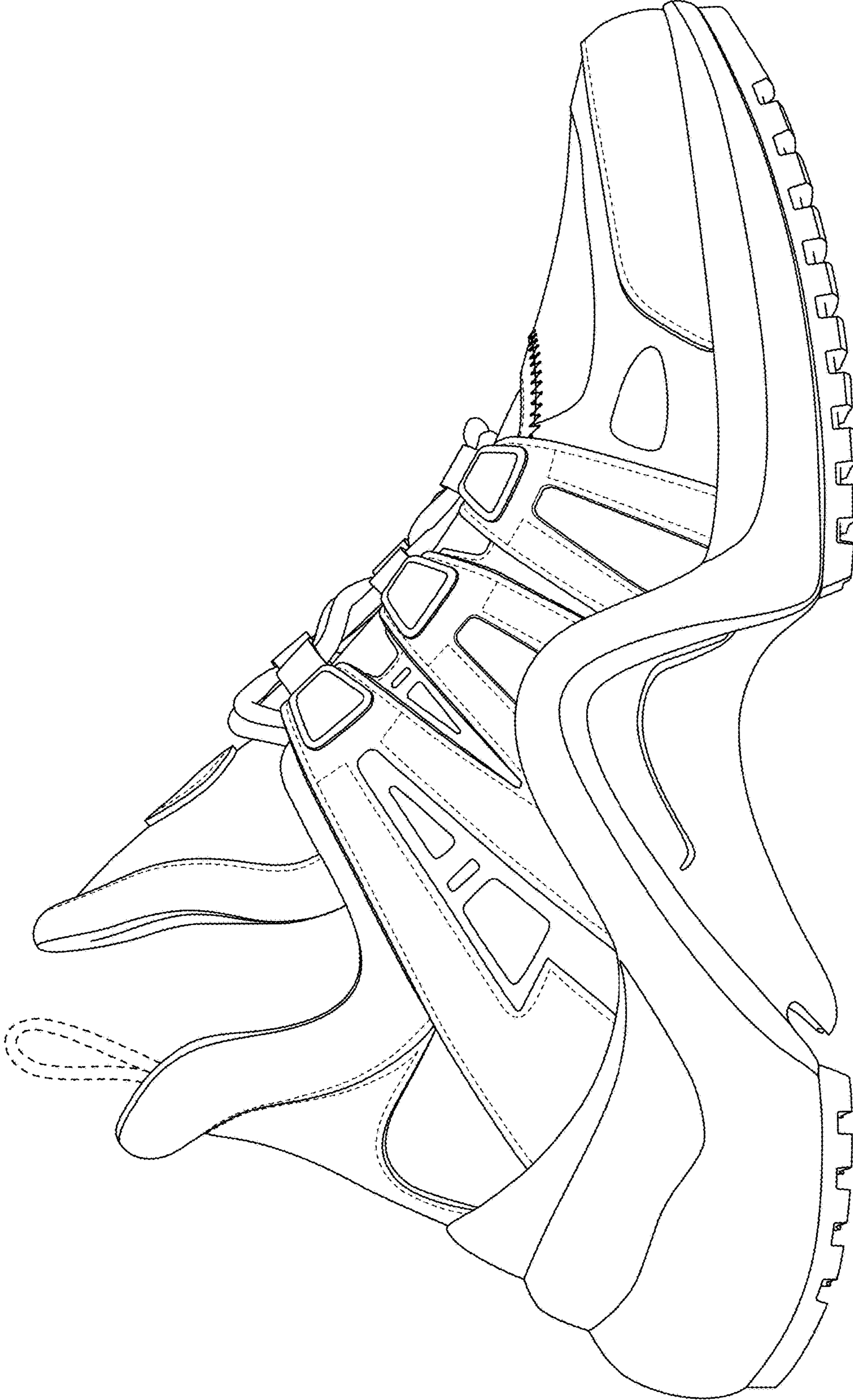


FIG. 5

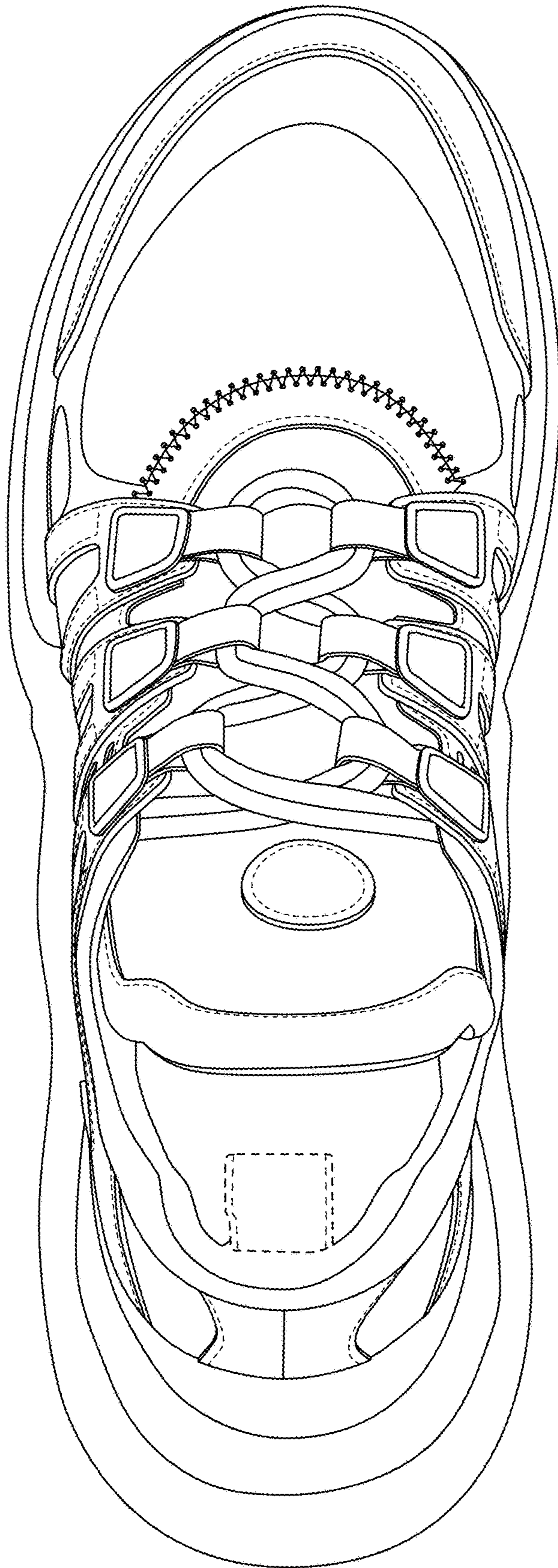


FIG. 6

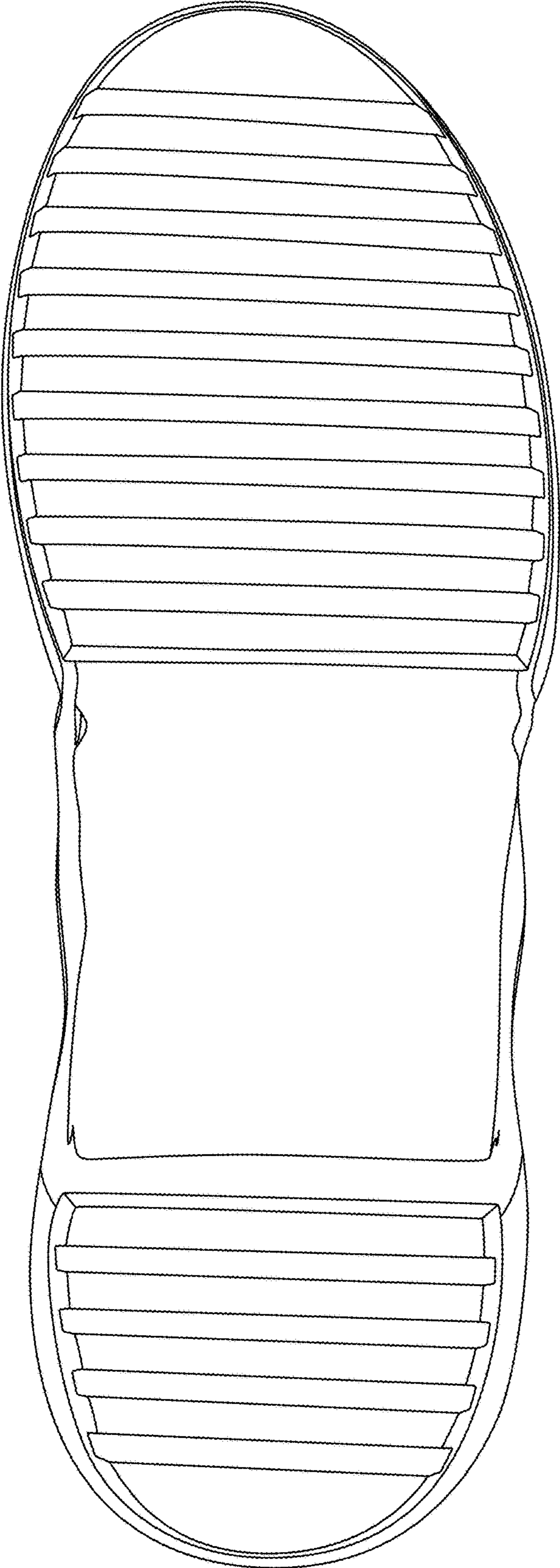


FIG. 7