



US00D831929S

(12) **United States Design Patent** (10) **Patent No.:** **US D831,929 S**
Duarte (45) **Date of Patent:** **** Oct. 30, 2018**

(54) **SET OF DRIVER'S GLOVES**
(71) Applicant: **Francisco Javier Duarte**, Buena Park, CA (US)
(72) Inventor: **Francisco Javier Duarte**, Buena Park, CA (US)
(73) Assignee: **Francisco Javier Duarte**, Buena Park, CA (US)

D640,856 S * 7/2011 Rose D2/614
D651,360 S * 12/2011 Fittry D29/117.1
D664,058 S * 7/2012 Robinson D10/114.9
9,301,563 B2 * 4/2016 Hardy A41D 19/0031
D764,718 S * 8/2016 Sibblies D2/617
D787,779 S * 5/2017 Williams D2/619
D808,611 S * 1/2018 Kindall D2/617
2008/0218996 A1 * 9/2008 Galloway A41D 19/0157
362/103

(Continued)

(**) Term: **15 Years**

(21) Appl. No.: **29/608,223**

(22) Filed: **Jun. 20, 2017**

(51) **LOC (11) Cl.** **02-06**

(52) **U.S. Cl.**
USPC **D2/617**

(58) **Field of Classification Search**
USPC D2/617, 618, 620, 621, 623; D29/113,
D29/116.2, 117.1, 117.2
CPC A41D 19/0065; A41D 19/01558; A41D
19/02; A41D 13/01; A41D 19/0017;
A41D 19/01505; A41D 19/0157; A41D
31/0088; D04B 1/28; F41H 1/00
See application file for complete search history.

(56) **References Cited**

U.S. PATENT DOCUMENTS

4,577,625 A * 3/1986 Lohati A61H 15/0092
601/128
D364,357 S * 11/1995 Ledgerwood, II D10/33
D368,352 S * 4/1996 Torres D2/619
6,016,103 A * 1/2000 Leavitt G08B 21/06
340/575
6,539,550 B1 * 4/2003 Flores A41D 13/08
2/159
7,959,314 B1 * 6/2011 Rodriguez A41D 19/0157
2/160

OTHER PUBLICATIONS

Bionic Driving Gloves, posted at amazon.com, posting date Dec. 2, 2015, [online], [site visited May 23, 2018]. Available from Internet, URL: <https://www.amazon.com/Bionic-Drive-M-Driving-Gloves/dp/B001ZTVZYK> (Year: 2015).*

(Continued)

Primary Examiner — George D. Kirschbaum

Assistant Examiner — Maria J Edwards

(57) **CLAIM**

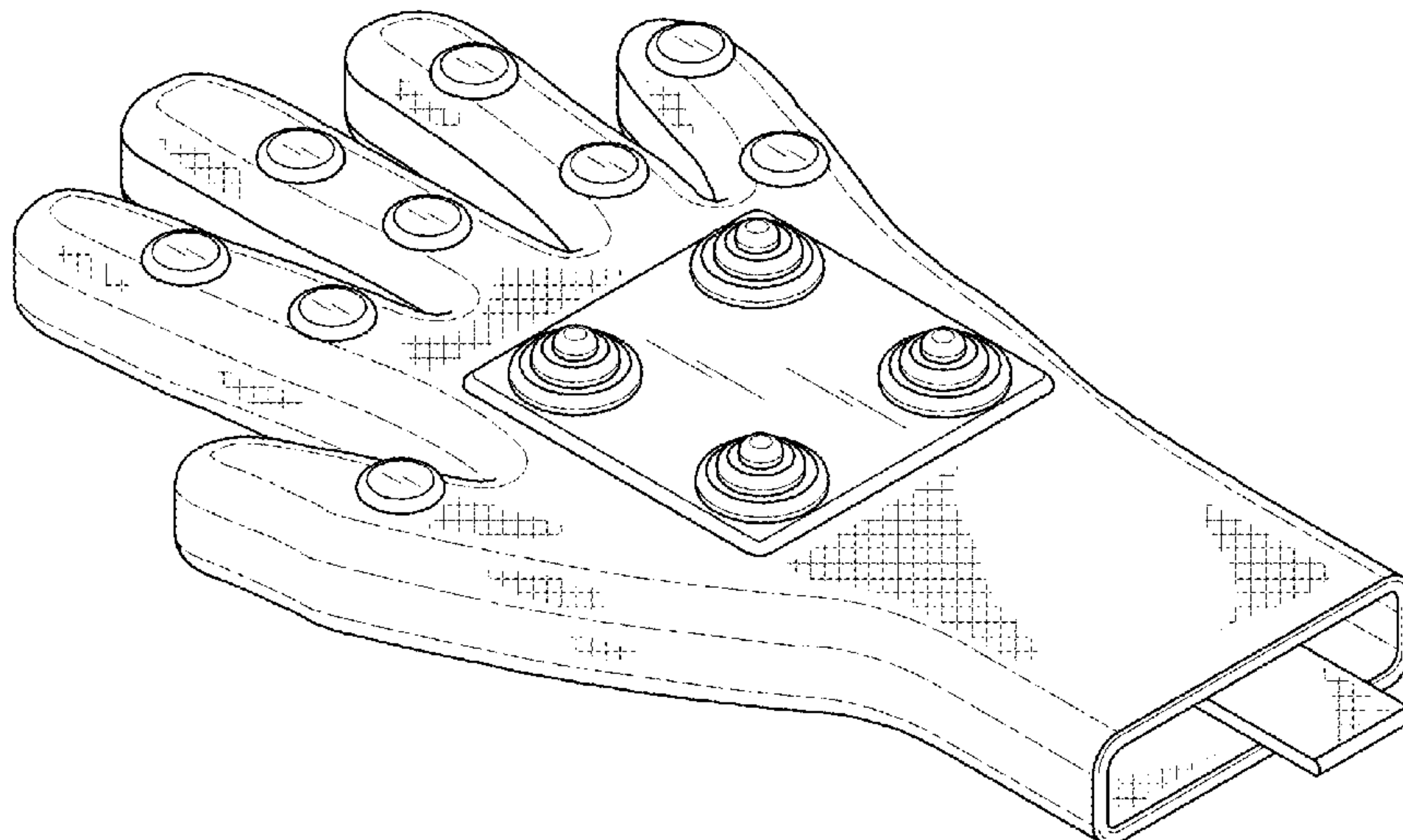
The ornamental design for a set of driver's gloves, as shown and described.

DESCRIPTION

FIG. 1 is a bottom left front view of the set of driver's gloves according to my new design;
FIG. 2 is a front view thereof;
FIG. 3 is a back view thereof;
FIG. 4 is a left side view thereof;
FIG. 5 is a right side view thereof;
FIG. 6 is a bottom view thereof; and,
FIG. 7 is a top view thereof.

Although shown in the context of a left hand glove, the present invention is also incorporated in a right hand glove. The broken lines represent portions of the article and form no part of the claimed design.

1 Claim, 5 Drawing Sheets



(56)

References Cited

U.S. PATENT DOCUMENTS

2011/0157873 A1* 6/2011 English F21L 4/00
362/103

OTHER PUBLICATIONS

Blue Massager Glove, posted at amazon.com, posting date not given, [online], [site visited May 23, 2015]. Available from Internet, URL: <https://www.amazon.com/Blue-Massager-Glove-360-degree-roller-Exfoliates/dp/B00W3IJ2H4> (Year: 2018).*

Hands on Grooming Gloves, posted at marystack.com, posting date not given, [online], [site visited May 23, 2015]. Available from Internet, URL: <https://marystack.com/hands-on-grooming-gloves/> (Year: 2018).*

Taser Glove, posted at instructables.com, posting date Oct. 27, 2014, [online], [site visited May 23, 2015]. Available from Internet, URL: <http://www.instructables.com/id/Taser-Glove-Legit-Version/> (Year: 2014).*

U.S. Appl. No. 29/527,207, filed May 17, 2015, Francisco Javier Duarte.

* cited by examiner

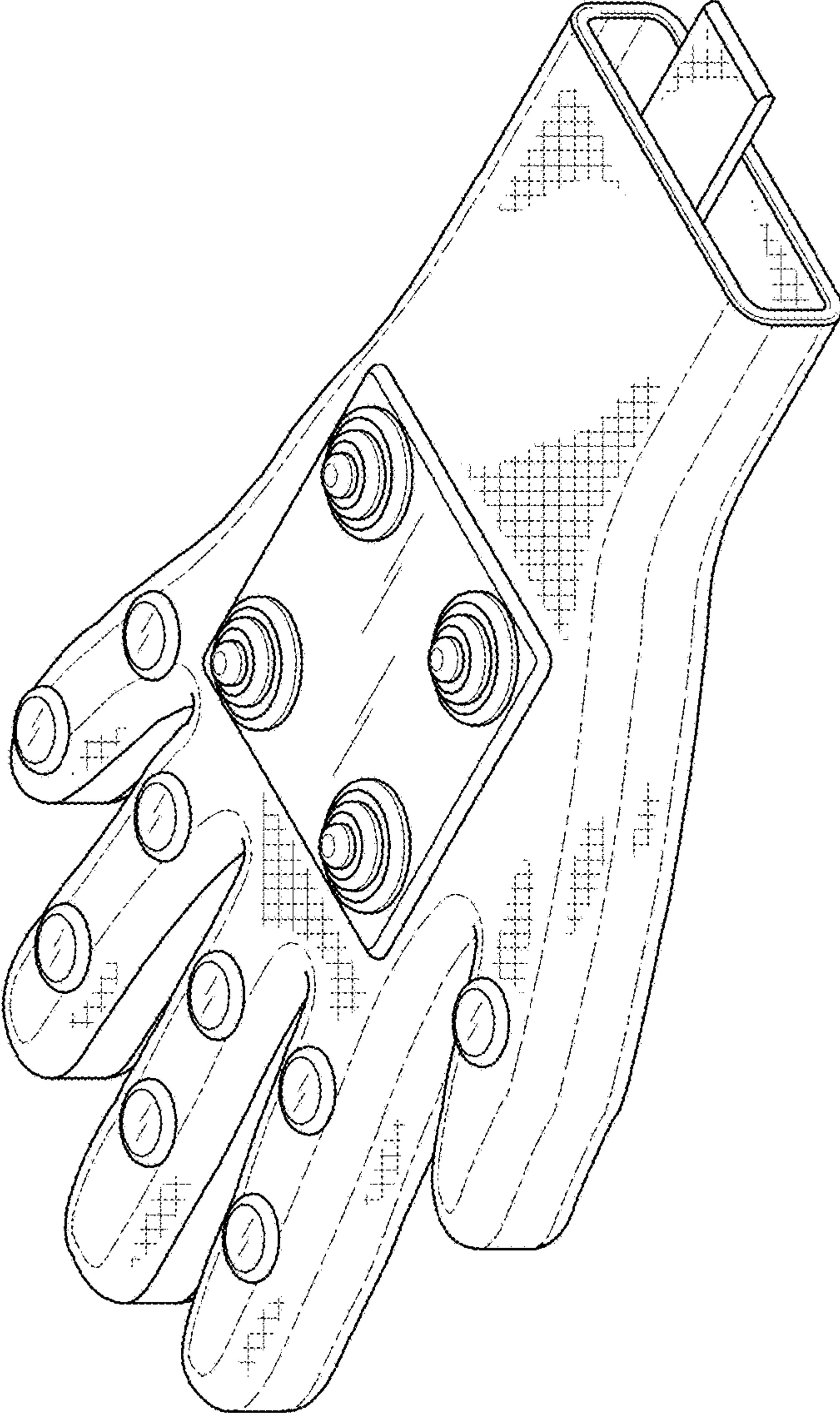


FIG. 1

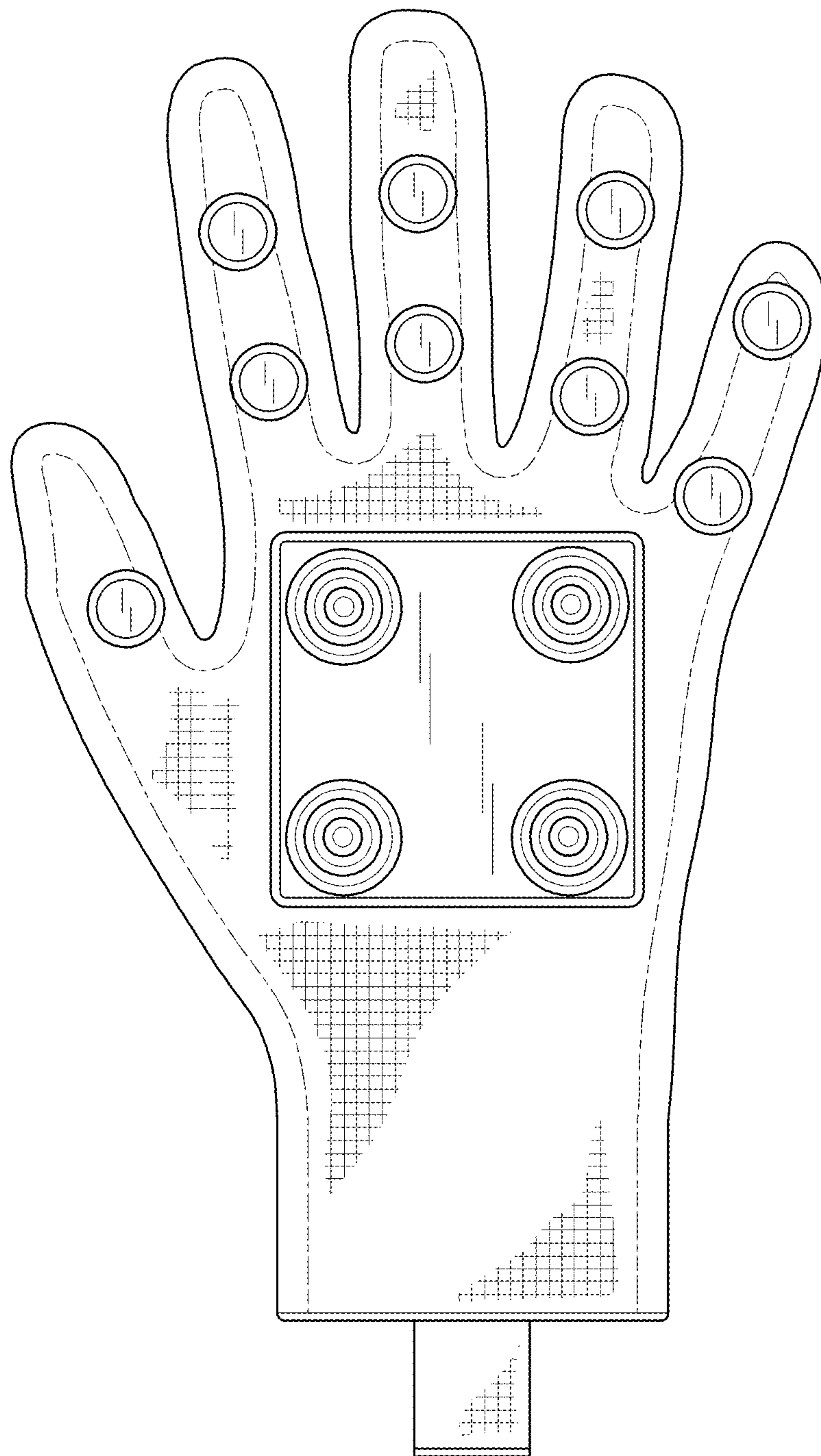


FIG. 2

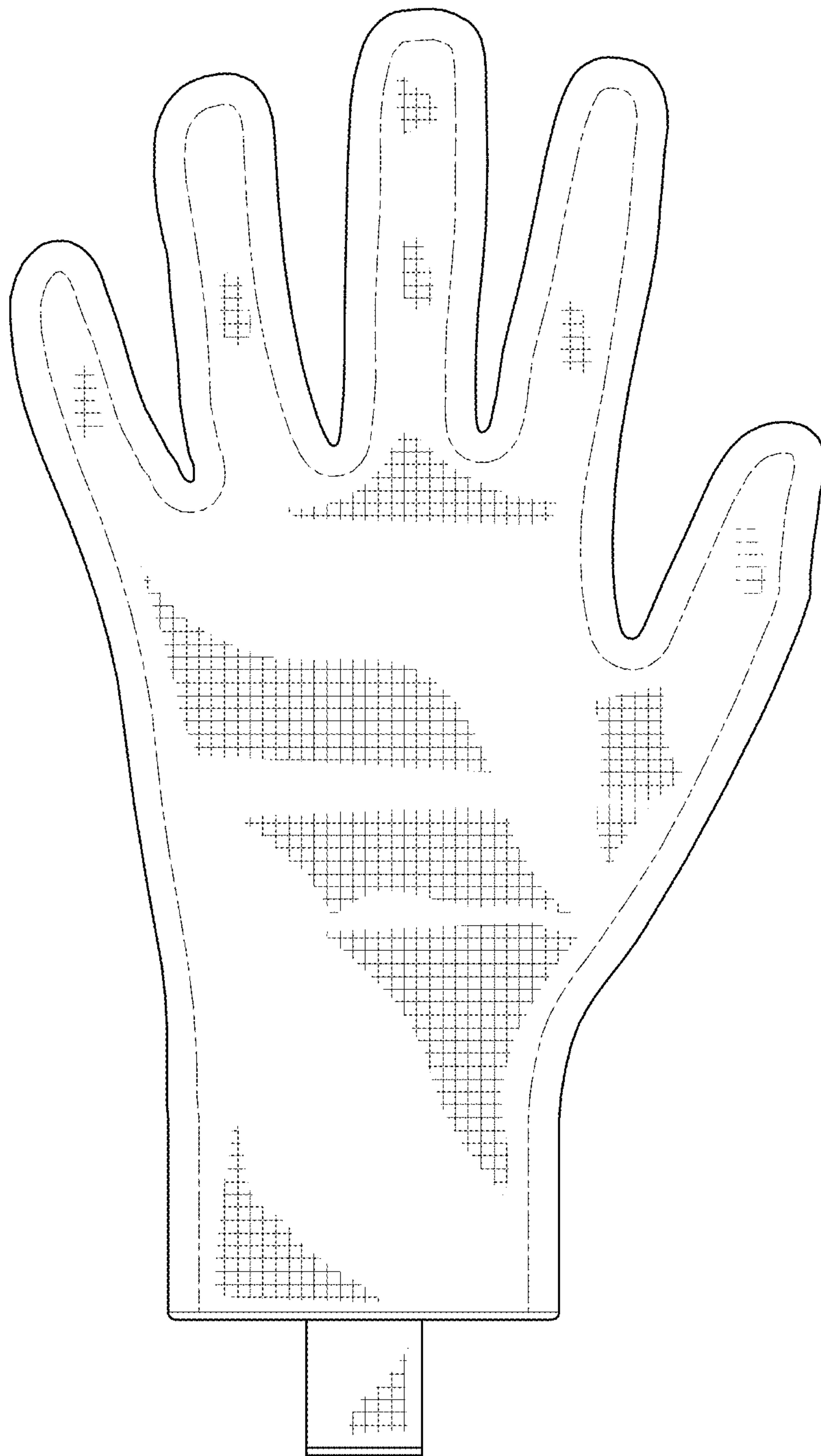


FIG. 3

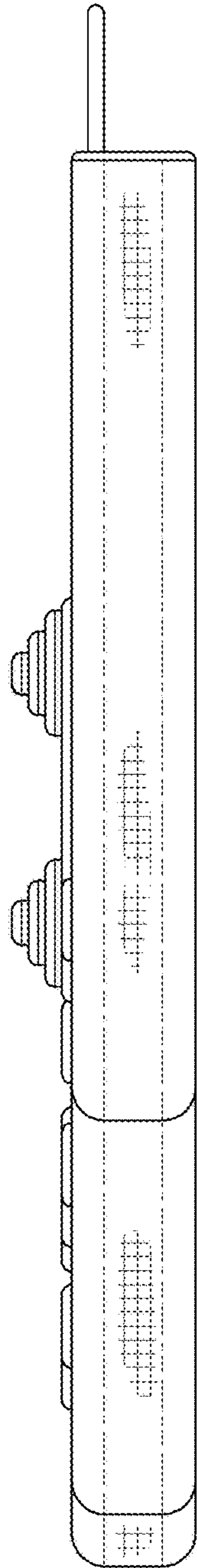


FIG. 4

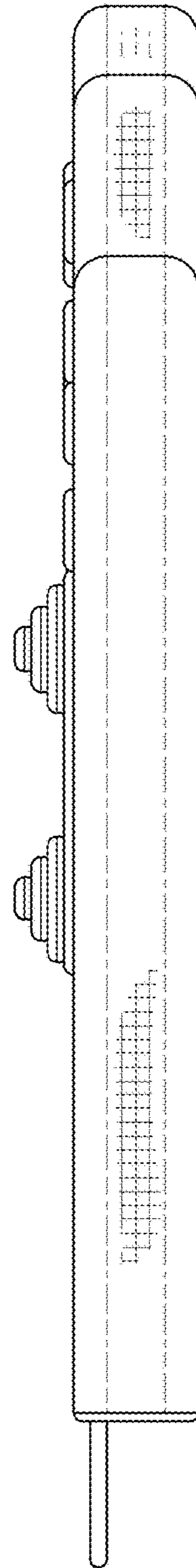


FIG. 5

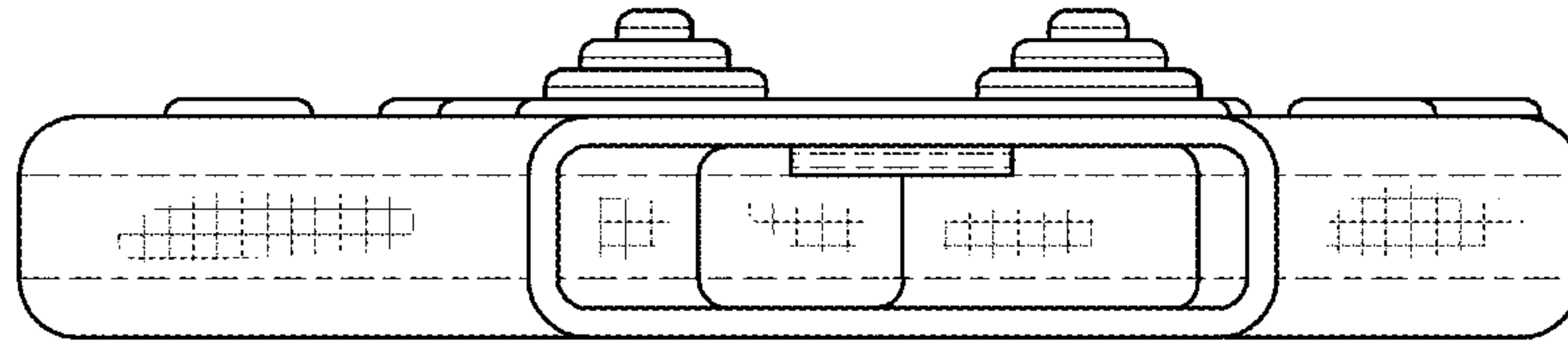


FIG. 6

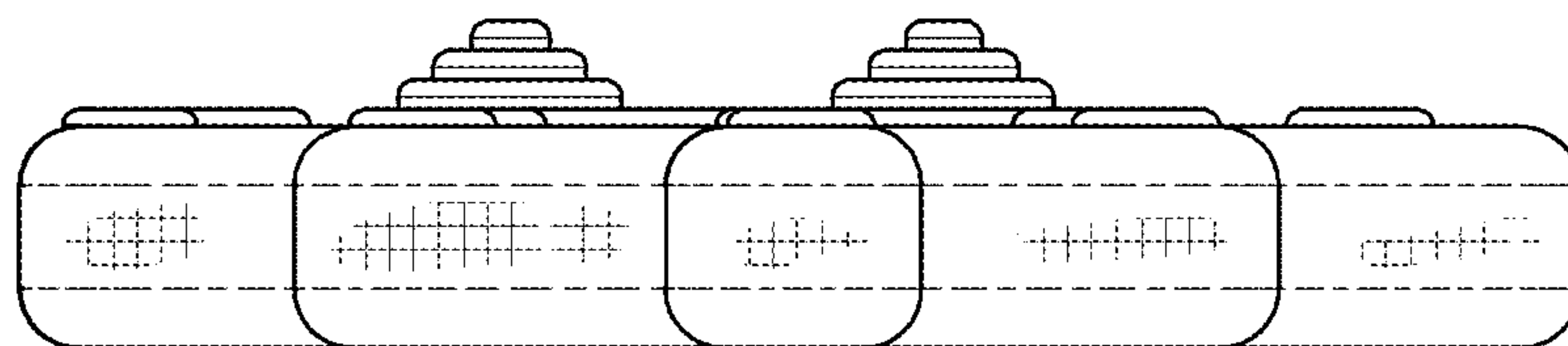


FIG. 7