



US00D831913S

(12) **United States Design Patent** (10) **Patent No.:** **US D831,913 S**
Ha et al. (45) **Date of Patent:** **** *Oct. 23, 2018**

(54) **DOOR FOR WASHING MACHINE**

(56) **References Cited**

(71) Applicant: **LG ELECTRONICS INC.**, Seoul (KR)

U.S. PATENT DOCUMENTS

(72) Inventors: **Youngsoo Ha**, Seoul (KR); **Taewoo Yoo**, Seoul (KR); **Eunyoung Chee**, Seoul (KR); **Jeaseok Seong**, Seoul (KR)

D428,222	S	*	7/2000	Tunzi	D32/25
D434,536	S	*	11/2000	Schober	D32/25
D617,512	S	*	6/2010	DeSalvo	D32/25
D618,871	S	*	6/2010	DeSalvo	D32/25
D620,212	S	*	7/2010	Bixby	D32/25
D646,859	S	*	10/2011	DeSalvo	D32/25
D648,909	S	*	11/2011	Bhattacharya	D32/25
D651,778	S	*	1/2012	Miller	D32/25
D699,906	S	*	2/2014	Choi	D32/25
D714,502	S	*	9/2014	Jeon	D32/25
D746,006	S	*	12/2015	Ha	D32/25
D755,457	S	*	5/2016	Chung	D32/25
D758,028	S	*	5/2016	Bixby	D32/25
D758,032	S	*	5/2016	Bixby	D32/25
D759,326	S	*	6/2016	Jeon	D32/25
D759,915	S	*	6/2016	Choi	D32/25
D760,456	S	*	6/2016	Jeon	D32/25
D761,506	S	*	7/2016	Choi	D32/25

(73) Assignee: **LG ELECTRONICS INC.**, Seoul (KR)

(*) Notice: This patent is subject to a terminal disclaimer.

(**) Term: **15 Years**

(21) Appl. No.: **35/502,558**

(22) Filed: **Sep. 6, 2016**

(80) **Hague Agreement Data**

Int. Filing Date: **Sep. 6, 2016**
Int. Reg. No.: **DM/092454**
Int. Reg. Date: **Sep. 6, 2016**
Int. Reg. Pub. Date: **Mar. 10, 2017**

(30) **Foreign Application Priority Data**

Mar. 16, 2016 (KR) 30-2016-0012172

(51) **LOC (11) Cl.** **15-05**

(52) **U.S. Cl.**
USPC **D32/25**

(58) **Field of Classification Search**
USPC D32/1, 5, 6, 8, 10, 25, 28
CPC D06F 3/02; D06F 2204/065; D06F 25/00;
D06F 35/006; D06F 37/28; D06F 39/14;
D06F 58/00; D06F 58/02; D06F 58/04;
D06F 58/20; D06F 23/04; G05B 19/042
See application file for complete search history.

(Continued)

Primary Examiner — Darlington Ly

(74) *Attorney, Agent, or Firm* — Birch, Stewart, Kolasch & Birch, LLP

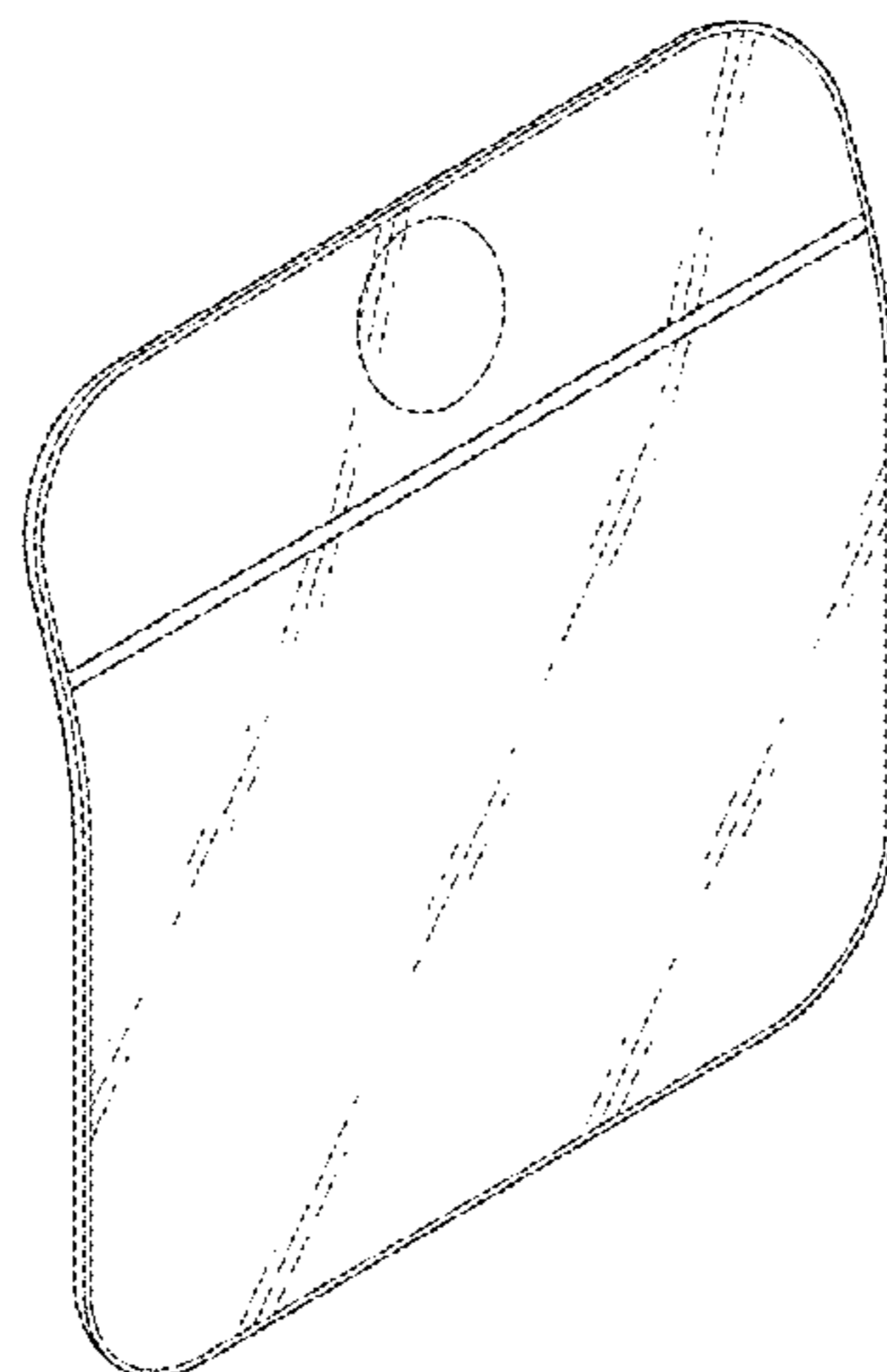
(57) **CLAIM**

The ornamental design for a door for washing machine, as shown and described.

DESCRIPTION

1. Door for washing machine
1.1 is a top, front, and left side perspective view of a door for washing machine showing our new design;
1.2 is a front elevation view thereof;
1.3 is a rear elevation view thereof;
1.4 is a left side elevation view thereof;
1.5 is a right side elevation view thereof;
1.6 is a top plan view thereof; and
1.7 is a bottom plan view thereof.
The broken lines in the reproductions illustrate portions of the door for washing machine that form no part of the claimed design.

1 Claim, 7 Drawing Sheets



(56)

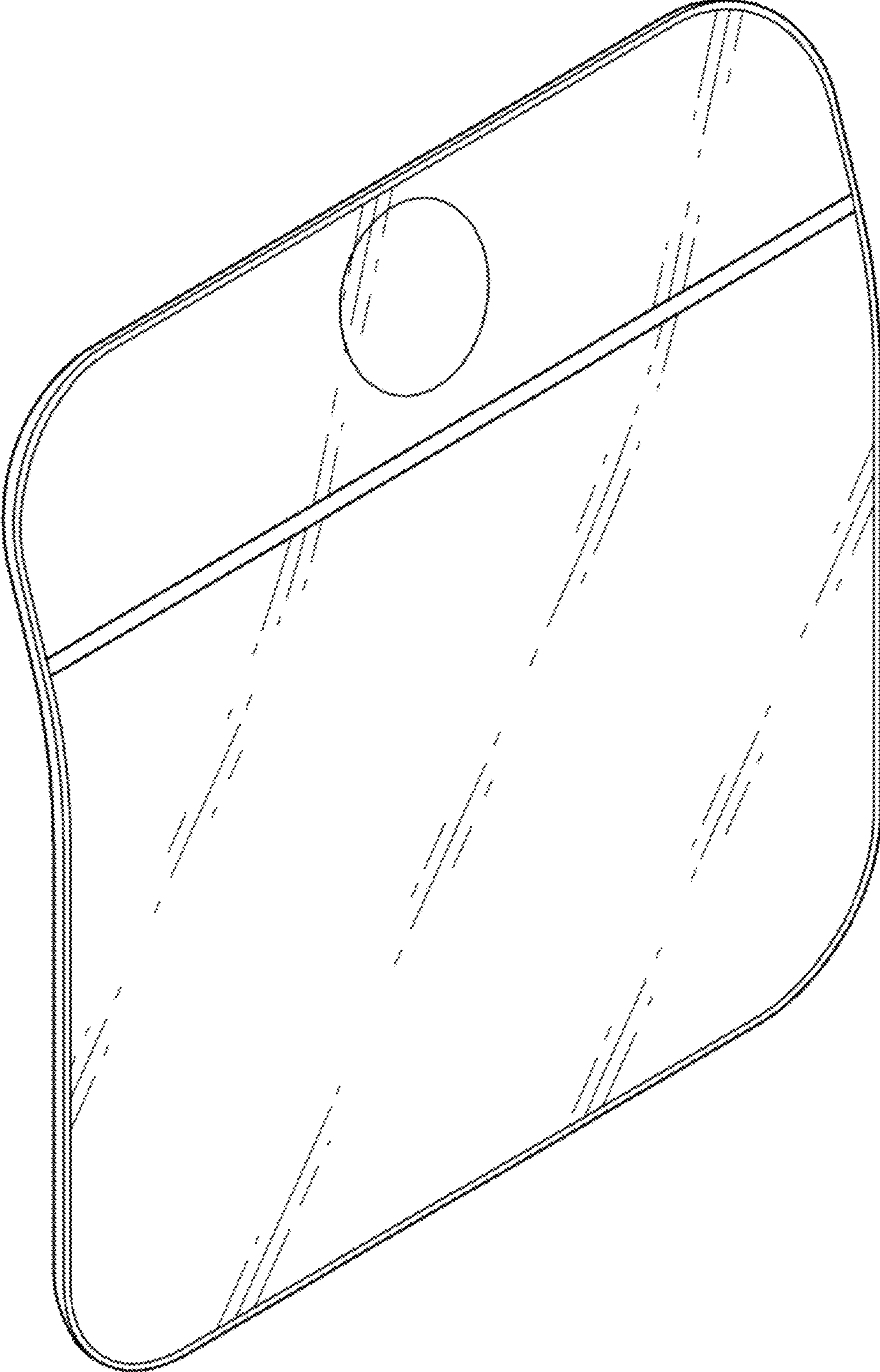
References Cited

U.S. PATENT DOCUMENTS

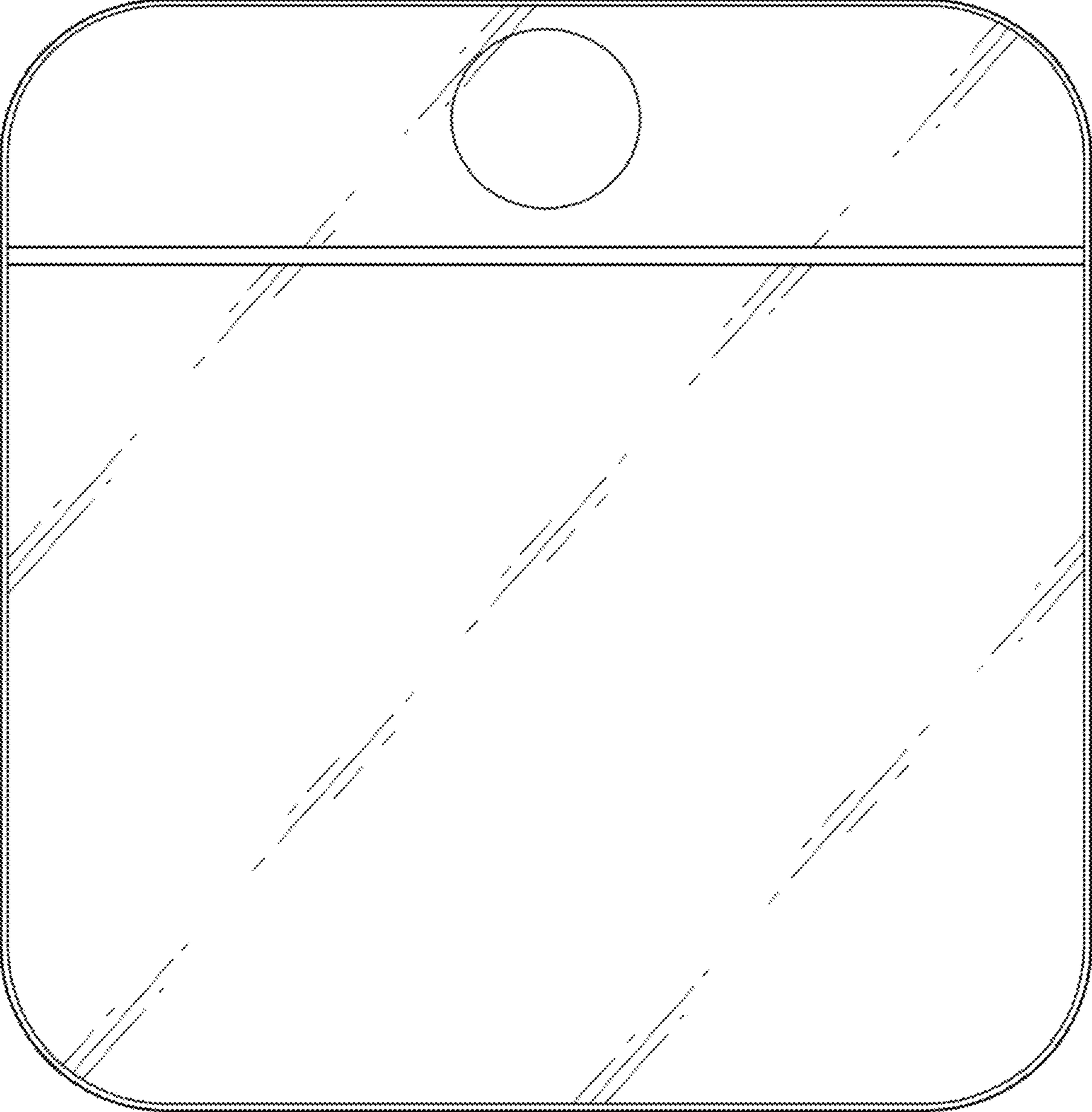
D767,835 S * 9/2016 Ha D32/25
D772,507 S * 11/2016 Bixby D32/25
2003/0046964 A1* 3/2003 Bollmann D06F 37/28
68/139

* cited by examiner

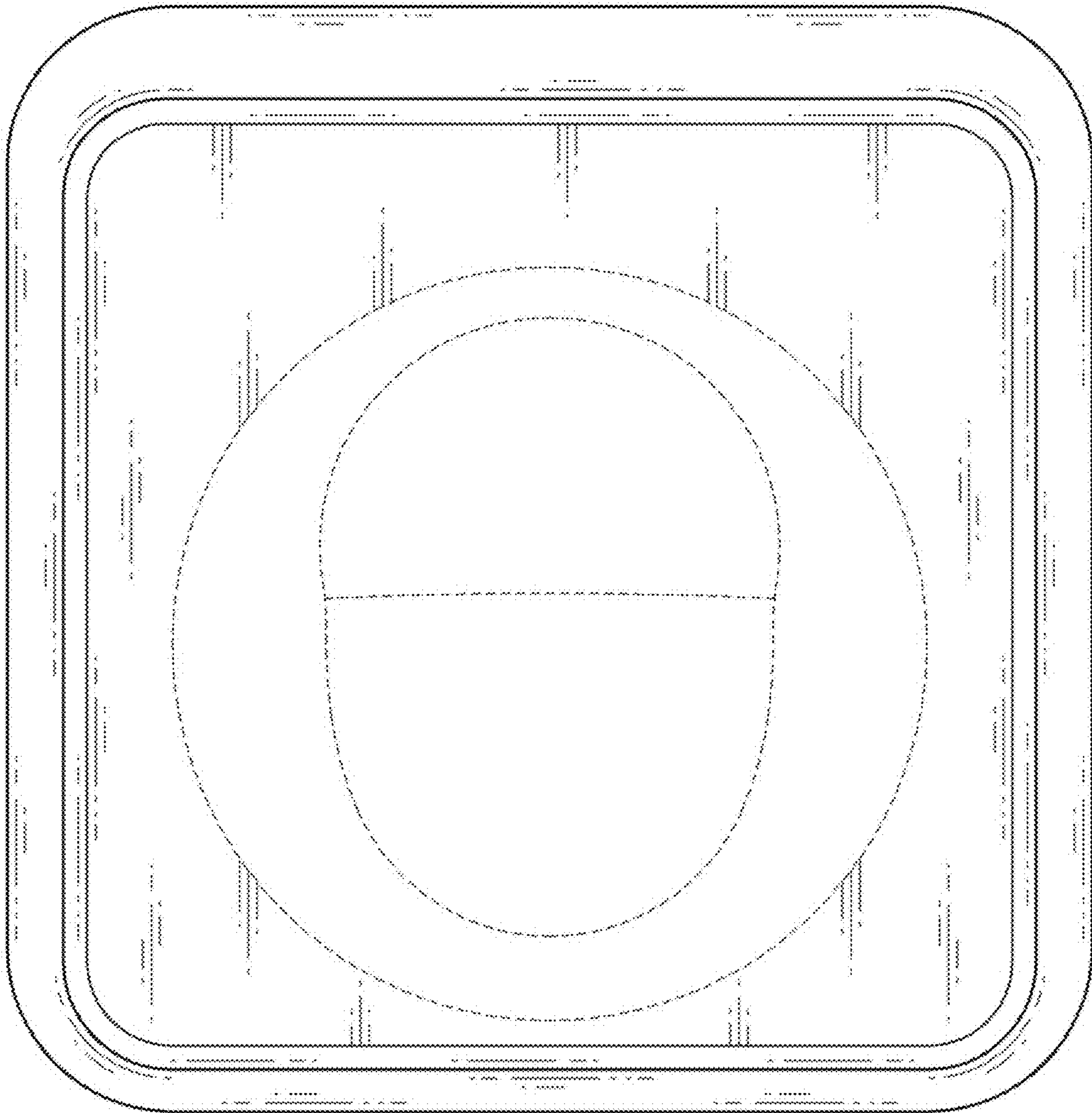
1.1



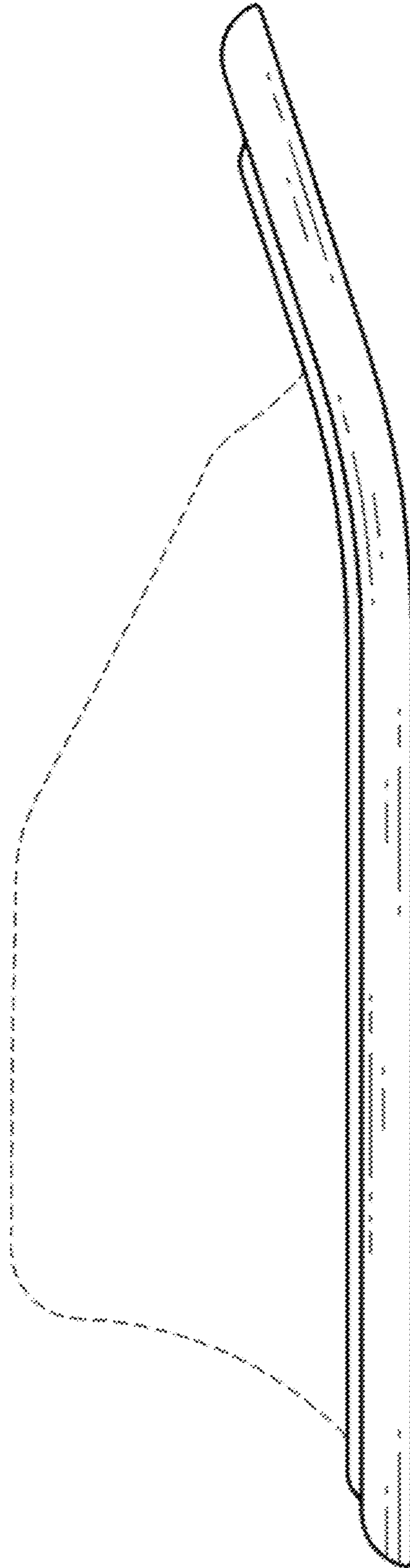
1.2



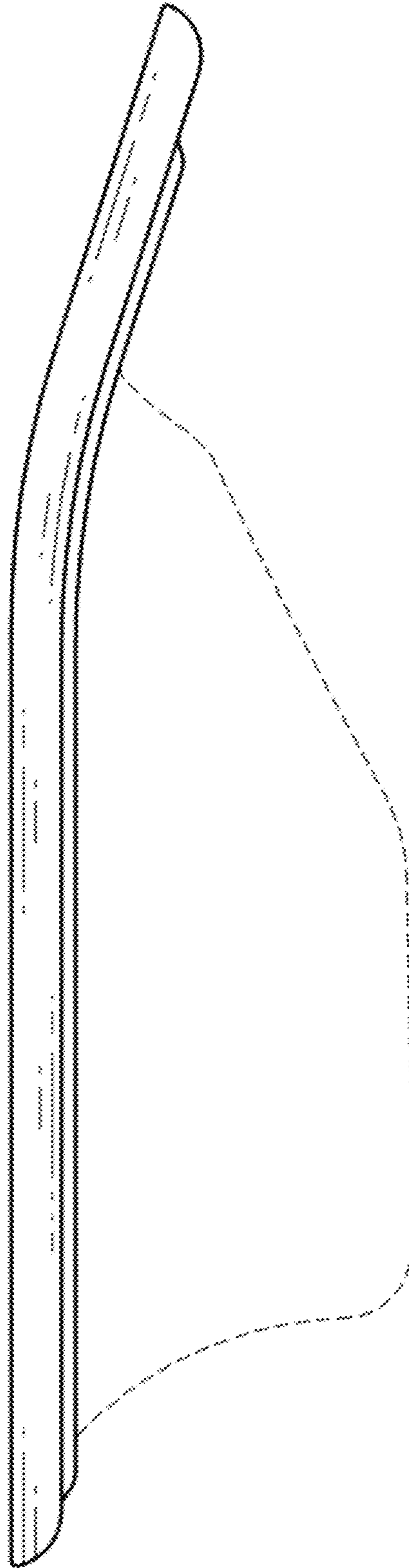
1.3




1.4



1.5



1.6



1.7

