



US00D831852S

(12) **United States Design Patent** (10) **Patent No.:** **US D831,852 S**
Nguyen (45) **Date of Patent:** **** Oct. 23, 2018**

(54) **JOINT FOR STRUCTURAL MATERIALS**
(71) Applicant: **NGUYEN CHI CO., LTD.**, Ho Chi Minh (VN)
(72) Inventor: **Le Thanh Nguyen**, Ho Chi Minh (VN)
(73) Assignee: **NGUYEN CHI CO., LTD.**, Ho Chi Minh (VN)
(**) Term: **15 Years**
(21) Appl. No.: **29/636,612**
(22) Filed: **Feb. 9, 2018**

Related U.S. Application Data

(62) Division of application No. 29/587,255, filed on Dec. 12, 2016, now Pat. No. Des. 813,414.

Foreign Application Priority Data

(30) Jun. 13, 2016 (JP) 2016-12563
Jun. 13, 2016 (JP) 2016-12564
Jun. 13, 2016 (JP) 2016-12569
Jun. 13, 2016 (JP) 2016-12570
Jun. 13, 2016 (JP) 2016-12571
Jun. 13, 2016 (JP) 2016-12572
Jun. 13, 2016 (JP) 2016-12573
Jun. 13, 2016 (JP) 2016-12574

(51) **LOC (11) Cl.** **08-08**

(52) **U.S. Cl.**
USPC **D25/61; D8/382**

(58) **Field of Classification Search**
USPC D8/349, 382, 396; D13/112; D23/265;
D25/61; D15/9
CPC E04B 1/26; E04B 1/3483; E04B 1/585;
E04B 1/5831; E04C 3/04; E04C 3/08;
Y10T 403/73; Y10T 403/341; Y10T
403/342; Y10T 403/347; Y10T 403/4602;
F16B 12/50

See application file for complete search history.

(56) **References Cited**

U.S. PATENT DOCUMENTS

D170,238 S * 8/1953 Raylor D23/263
D170,239 S * 8/1953 Raylor D23/265
D170,240 S * 8/1953 Raylor D23/265
D174,950 S * 6/1955 Frishberg 446/111
2,926,941 A * 3/1960 Thompson A47B 47/0008
403/173

(Continued)

FOREIGN PATENT DOCUMENTS

CN 303284406 * 7/2015
KR 300838974.0000 * 2/2016

OTHER PUBLICATIONS

<https://www.prolYTE.com/en/products/aluminium-truss/corners/triangular-corners-h30d> Jul. 31, 2017 (Year: 2017).*

Primary Examiner — Susan Bennett Hattan
Assistant Examiner — Leanne Was-Englehart
(74) *Attorney, Agent, or Firm* — Oliff PLC

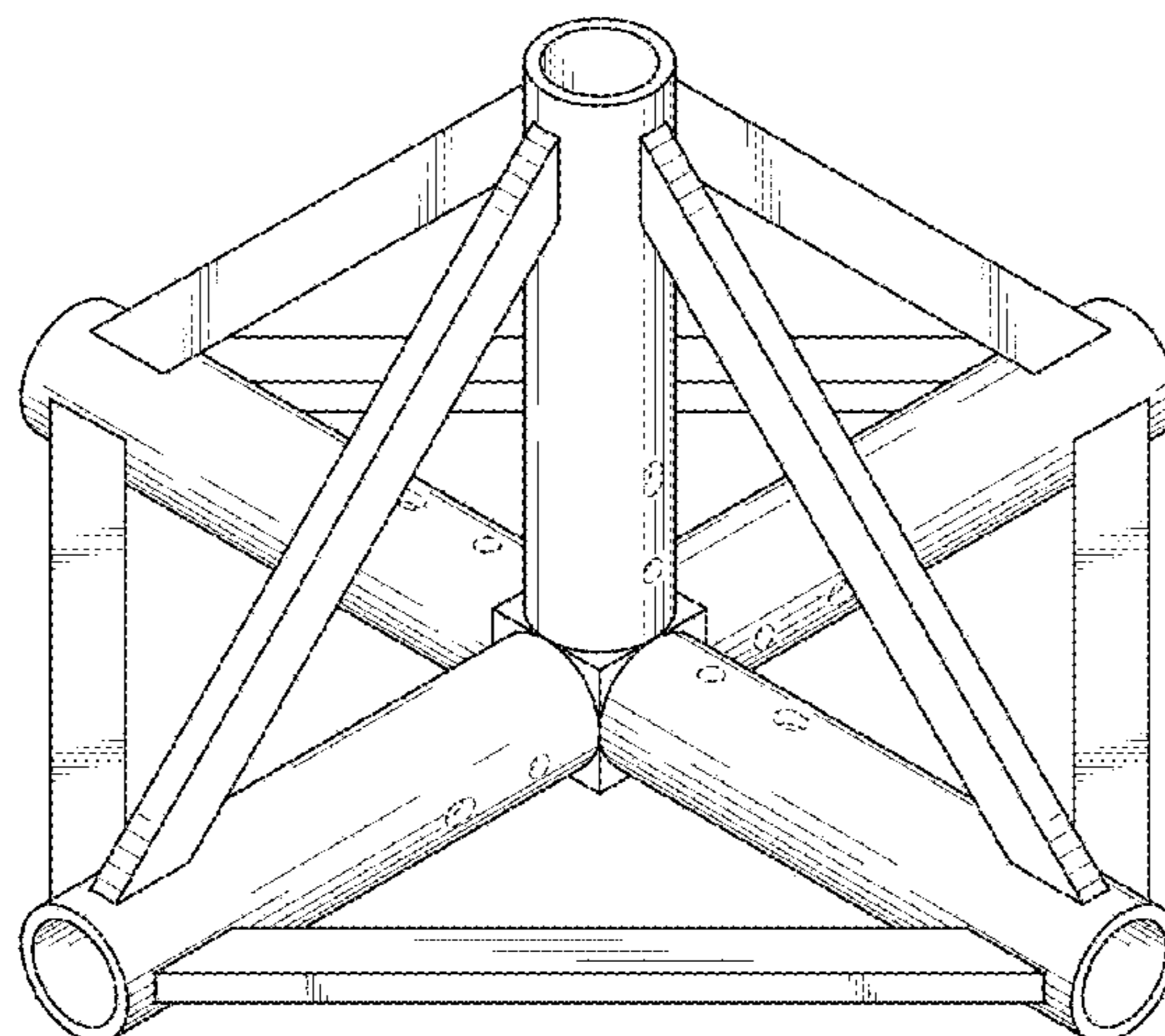
(57) **CLAIM**

The ornamental design for a joint for structural materials, as shown and described.

DESCRIPTION

FIG. 1 is a front, top, right-side perspective view of the joint for structural materials;
FIG. 2 is a rear, bottom, left-side perspective view thereof;
FIG. 3 is a front elevational view thereof, the rear elevational, right-side elevational and left-side elevational views (not provided) being identical;
FIG. 4 is a top plan view thereof; and,
FIG. 5 is a bottom plan view thereof.
The broken lines depict unclaimed portions of the joint, and thus form no part of the claimed design.

1 Claim, 5 Drawing Sheets



(56)

References Cited

U.S. PATENT DOCUMENTS

3,021,159 A * 2/1962 Back A47B 47/0008
403/191
3,424,178 A * 1/1969 Yazaki A01G 9/16
135/157
3,890,022 A * 6/1975 Moon A47B 47/0008
312/111
4,072,433 A * 2/1978 Veyhl F16B 12/50
403/172
D258,743 S * 3/1981 Ruga D21/484
4,324,083 A * 4/1982 Johnson, Jr. E04B 1/19
403/172
D297,668 S * 9/1988 Smith D25/61
5,080,526 A * 1/1992 Waters E02B 3/129
405/16
5,372,447 A * 12/1994 Chung E04B 1/5831
403/169
5,372,448 A * 12/1994 Gilb E04B 1/26
403/170
5,402,608 A * 4/1995 Chu E04B 1/3483
52/745.2

D362,509 S * 9/1995 Russell D25/61
5,700,102 A * 12/1997 Feleppa A47B 47/0016
403/170
6,408,587 B2 * 6/2002 Cronin E04C 3/04
182/178.1
6,523,320 B2 * 2/2003 Stoof B66C 23/28
52/651.05
D554,770 S * 11/2007 Pena D25/61
D555,257 S * 11/2007 Pena D25/61
D556,916 S * 12/2007 Pena D25/61
D601,718 S * 10/2009 Chang D25/61
D745,703 S * 12/2015 Ivanov D25/61
9,212,479 B1 * 12/2015 Pacaci E04B 1/1903
D783,390 S * 4/2017 Nelson D8/349
9,731,773 B2 * 8/2017 Gami B62D 27/02
D813,414 S * 3/2018 Nguyen D25/61
2012/0291365 A1 * 11/2012 Rodriguez E04B 1/00
52/79.9
2014/0331591 A1 * 11/2014 Ohlson E04B 1/585
52/653.2
2017/0362811 A1 * 12/2017 King, Jr. A63H 33/108
2017/0367501 A1 * 12/2017 Goppion A47F 3/005

* cited by examiner

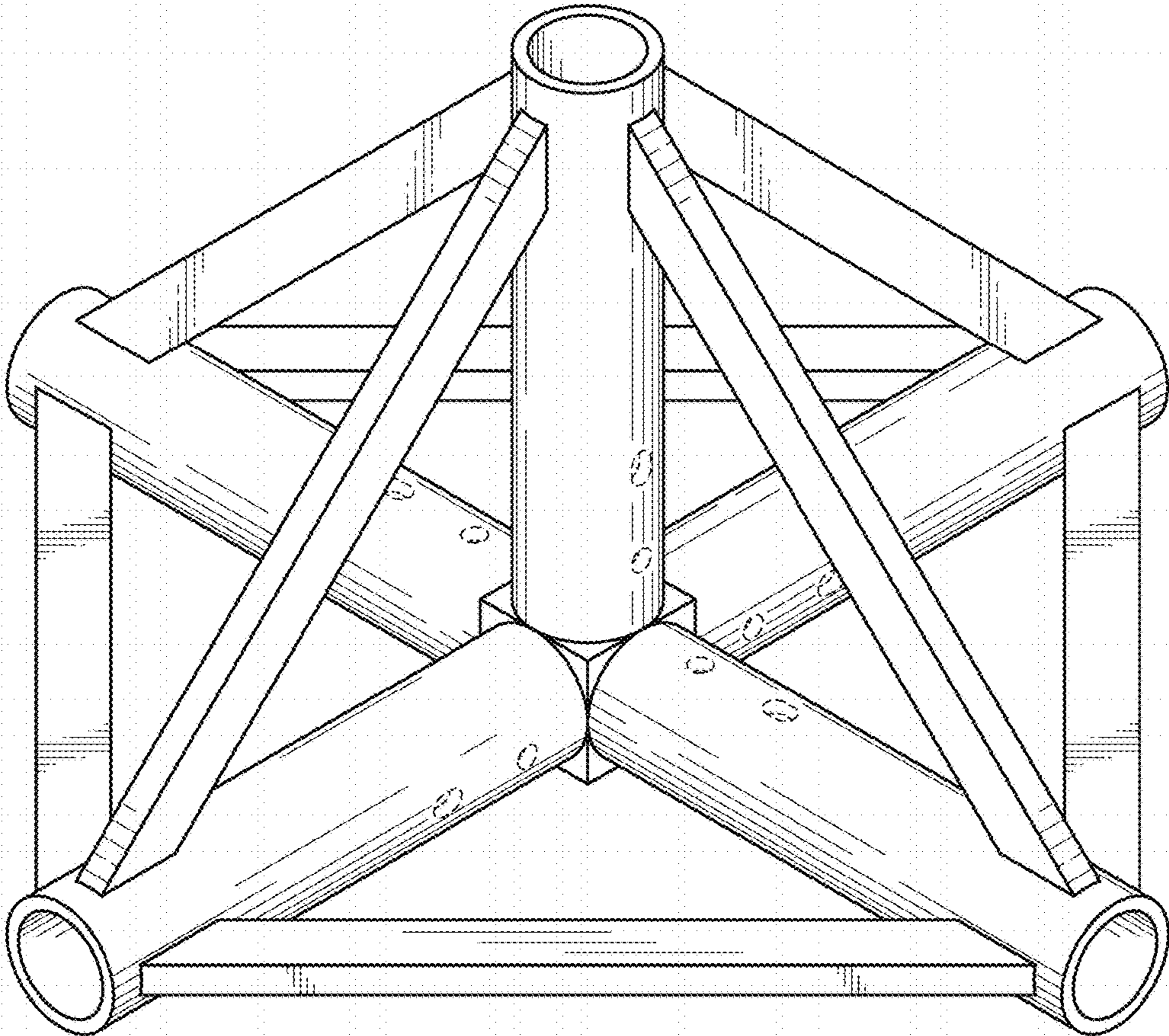


FIG. 1




FIG. 2

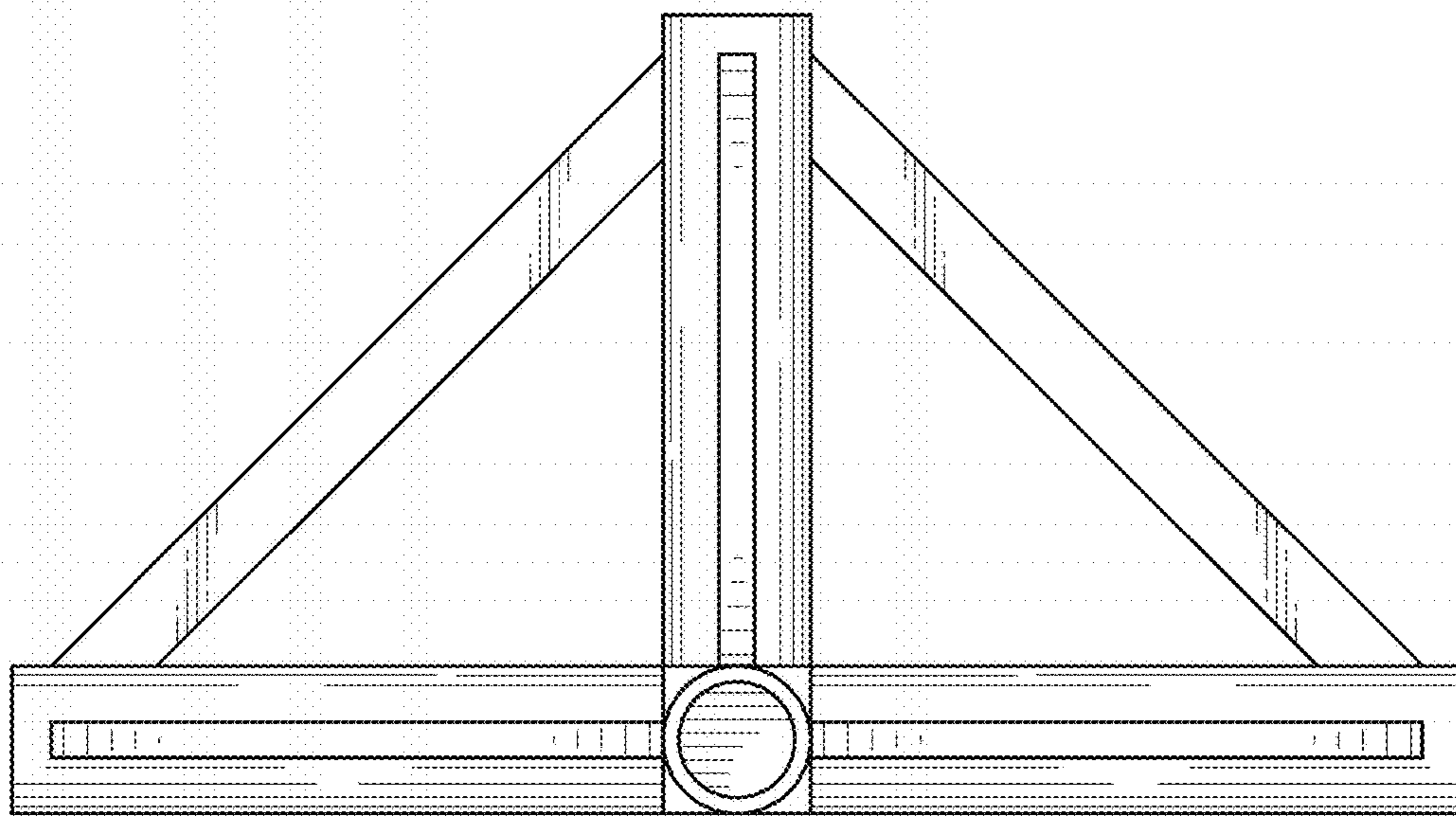


FIG. 3

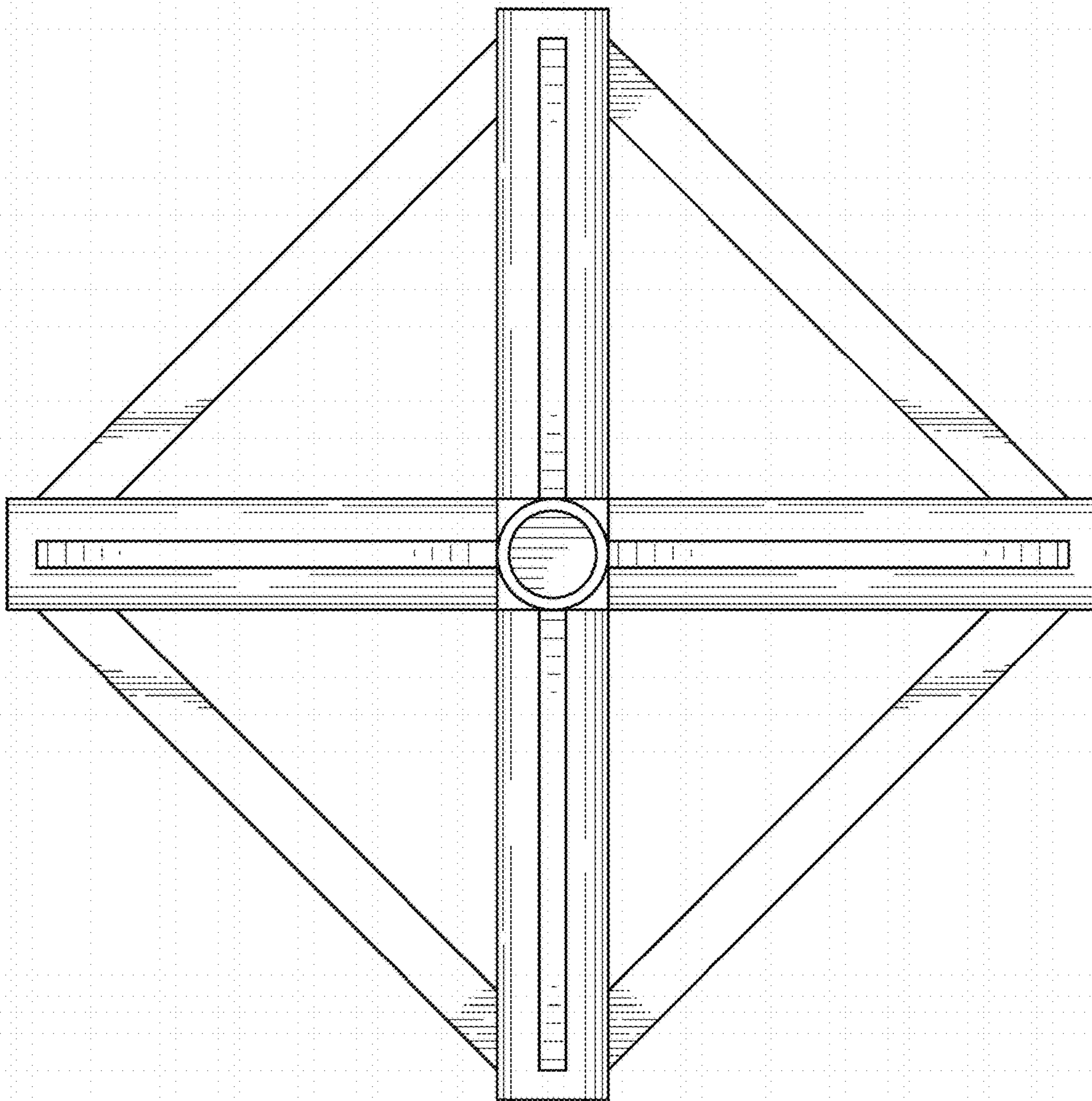


FIG. 4

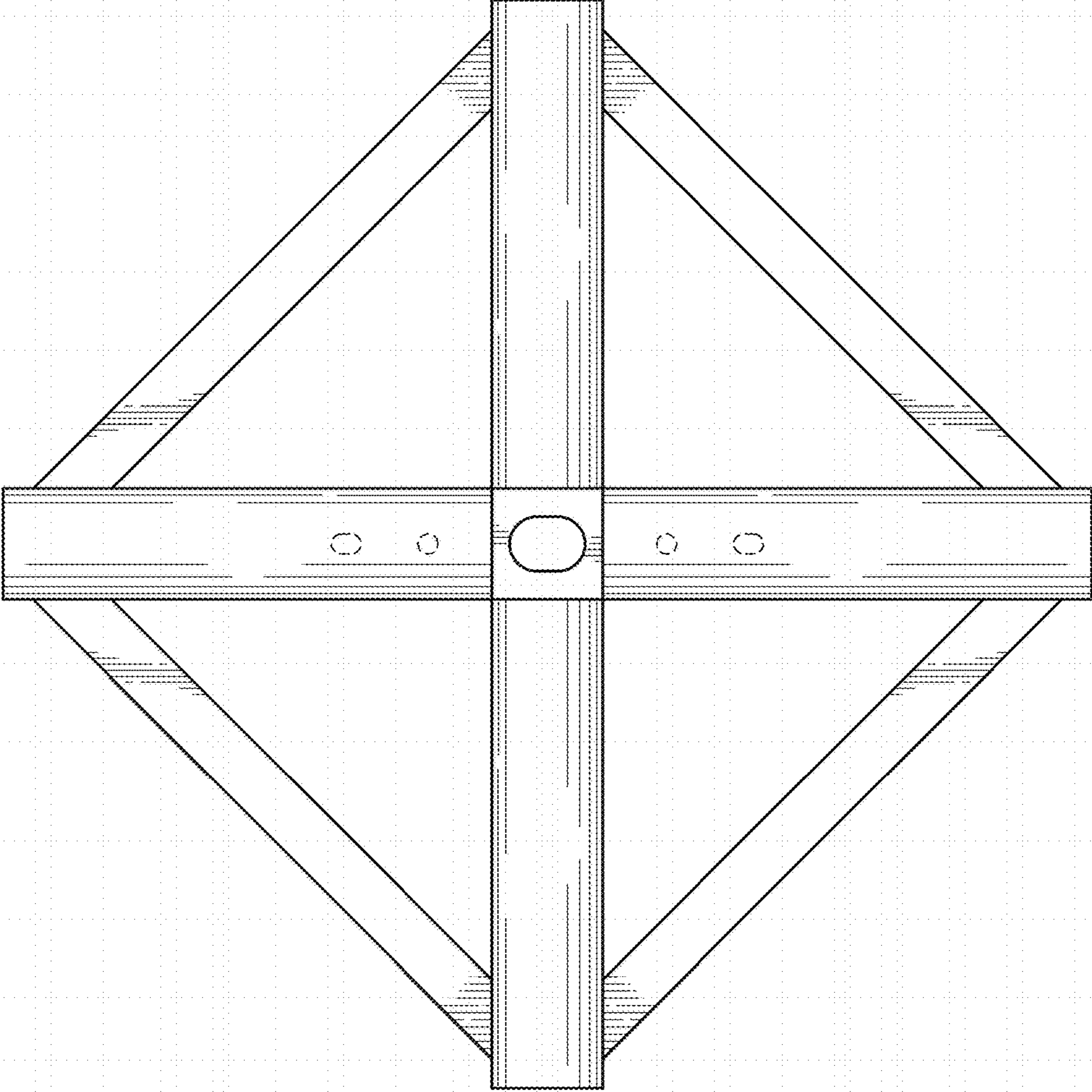


FIG. 5