



US00D831815S

(12) **United States Design Patent** (10) **Patent No.:** **US D831,815 S**  
**Davis, II et al.** (45) **Date of Patent:** **\*\* Oct. 23, 2018**

(54) **DIFFUSER**

(71) Applicant: **Young Living Essential Oils, LC,**  
Lehi, UT (US)

(72) Inventors: **James T. Davis, II,** Springville, UT  
(US); **Kevin Farnsworth,** Lehi, UT  
(US); **Brian A. White,** Mapleton, UT  
(US); **Michael Anderson,** Lehi, UT  
(US); **Bryce Twede,** Lehi, UT (US);  
**Michael Horito,** Lehi, UT (US)

D621,494 S \* 8/2010 Li ..... D23/366  
D628,281 S \* 11/2010 Bates ..... D23/364  
7,837,930 B2 11/2010 Grodsky  
D629,330 S 12/2010 Dupuis  
7,963,460 B2 6/2011 Jorgensen  
7,992,801 B2 8/2011 Jorgensen  
D647,189 S \* 10/2011 Mochizuki ..... D23/366  
D663,820 S \* 7/2012 Browder ..... D23/366  
8,265,466 B2 9/2012 Jorgensen  
D685,902 S 7/2013 Browder

(Continued)

**FOREIGN PATENT DOCUMENTS**

(73) Assignee: **Young Living Essential Oils, LC,**  
Lehi, UT (US)

WO 2011021980 2/2011

(\*\*) Term: **15 Years**

**OTHER PUBLICATIONS**

(21) Appl. No.: **29/607,611**

U.S. Appl. No. 14/815,615 Non-Final Office Action dated Mar. 16, 2017.

(22) Filed: **Jun. 14, 2017**

(Continued)

(51) **LOC (11) Cl.** ..... **28-99**

*Primary Examiner* — Brandon M Rosati

(52) **U.S. Cl.**  
USPC ..... **D23/366**

*Assistant Examiner* — John A Voytek

(58) **Field of Classification Search**  
USPC ..... D23/314, 325, 333–336, 355–367,  
D23/386–388  
CPC . A61L 9/03; A61L 9/012; A61L 9/015; A61L  
9/037

(74) *Attorney, Agent, or Firm* — Kunzler, PC

See application file for complete search history.

(57) **CLAIM**

The ornamental design for a diffuser, as shown and described.

**DESCRIPTION**

(56) **References Cited**

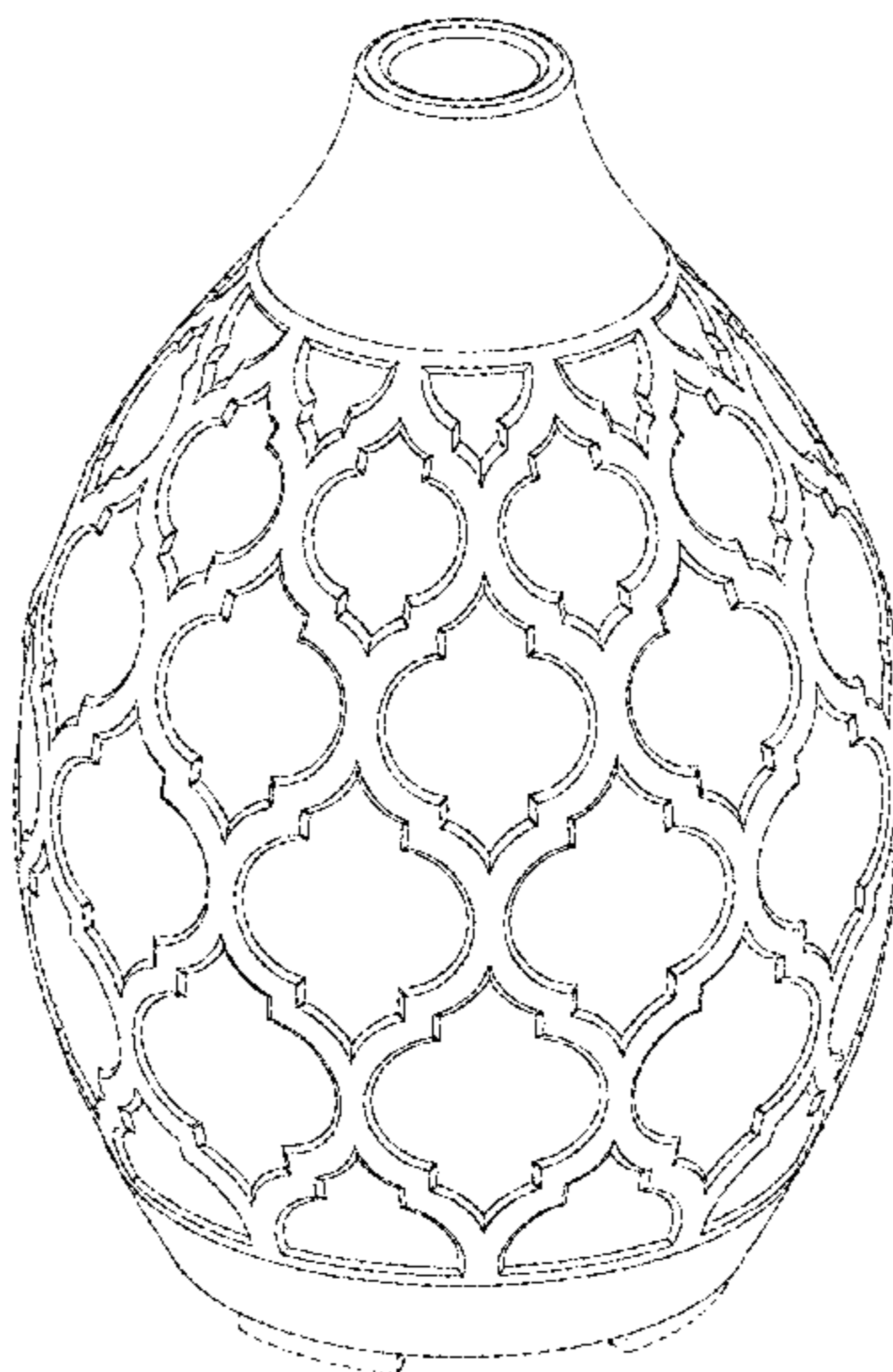
**U.S. PATENT DOCUMENTS**

D366,722 S 1/1996 Yan  
5,881,714 A 3/1999 Yokoi et al.  
5,908,158 A 6/1999 Cheiman  
D416,516 S 11/1999 Zee  
D448,466 S \* 9/2001 Zaragoza ..... D23/366  
D530,441 S 10/2006 Cale et al.  
D566,001 S 4/2008 Buchenroth, III et al.  
7,441,756 B2 10/2008 Niedermann et al.  
D588,687 S \* 3/2009 Drucker ..... D23/366  
D613,844 S \* 4/2010 Jorgensen ..... D23/366

FIG. 1 is a perspective view of a diffuser;  
FIG. 2 is a front view of the diffuser;  
FIG. 3 is a rear view of the diffuser;  
FIG. 4 is a side view of the diffuser;  
FIG. 5 is another side view of the diffuser;  
FIG. 6 is a top view of the diffuser; and,  
FIG. 7 is a bottom view of the diffuser.

The dash type broken lines in the Figures are for the purpose of illustrating unclaimed portions of the diffuser and form no part of the claimed design.

**1 Claim, 7 Drawing Sheets**



(56)

**References Cited**

U.S. PATENT DOCUMENTS

D693,914 S 11/2013 Browder  
8,584,305 B2 11/2013 Won et al.  
D706,410 S \* 6/2014 Pan ..... D23/411  
D720,064 S \* 12/2014 Li ..... D23/366  
9,205,165 B2 12/2015 Gundy et al.  
D759,798 S 6/2016 Young et al.  
D766,418 S 9/2016 Young et al.  
D771,785 S \* 11/2016 Huang ..... D23/366  
D806,217 S \* 12/2017 Hui ..... D23/358  
2010/0308129 A1 12/2010 Jorgensen  
2011/0024521 A1 2/2011 Jorgensen  
2011/0248096 A1 10/2011 Lin et al.  
2016/0243576 A1 8/2016 Young et al.  
2017/0157280 A1 6/2017 Young et al.  
2017/0281821 A1 10/2017 Davis, II et al.

OTHER PUBLICATIONS

U.S. Appl. No. 14/815,615 Final Office Action dated Aug. 17, 2017.  
Design U.S. Appl. No. 29/532,964 Notice of Allowance dated Apr. 25, 2016.  
Design U.S. Appl. No. 29/532,965 Notice of Allowance dated May 9, 2016.  
Design U.S. Appl. No. 29/532,965 Supplemental Notice of Allowability dated Jun. 21, 2016.

\* cited by examiner




FIGURE 1




FIGURE 2




FIGURE 3




FIGURE 4




FIGURE 5




FIGURE 6






FIGURE 7