



US00D831804S

(12) **United States Design Patent**
Fritz et al.

(10) **Patent No.: US D831,804 S**
(45) **Date of Patent: ** Oct. 23, 2018**

(54) **HEATING DEVICE**

D714,259 S * 9/2014 Galler D14/221
D745,128 S * 12/2015 Farone D23/355
D766,409 S 9/2016 Buettner et al.

(71) Applicant: **Robert Bosch GmbH**, Stuttgart (DE)

(Continued)

(72) Inventors: **Udo Fritz**, Wernau (DE); **Christoph Albiez**, Esslingen (DE); **Ulrich Warth**, Stuttgart (DE)

Primary Examiner — T Chase Nelson

Assistant Examiner — Ania Aman

(73) Assignee: **Robert Bosch GmbH**, Stuttgart (DE)

(74) *Attorney, Agent, or Firm* — Maginot, Moore & Beck LLP

(**) Term: **15 Years**

(57) **CLAIM**

(21) Appl. No.: **29/606,416**

The ornamental design for a heating device, as shown and described.

(22) Filed: **Jun. 5, 2017**

(30) **Foreign Application Priority Data**

DESCRIPTION

Dec. 6, 2016 (EM) 003502350

(51) **LOC (11) Cl.** **23-03**

(52) **U.S. Cl.**
USPC **D23/318**

(58) **Field of Classification Search**
USPC D23/314, 317, 318, 319, 320, 329, 332, D23/342
CPC . F24H 1/10; F24H 9/2028; F24H 9/02; F24H 9/128; F24H 9/2021; F24H 9/2007; F24H 9/0005; F24H 9/08; F24H 7/00; F24H 4/00; F24H 2/142
See application file for complete search history.

Cross reference is made to copending U.S. design patent application Ser. No. 29/606,417 entitled "Heating Device" by Fritz et al. filed on even date herewith; U.S. design patent application Ser. No. 29/606,419 entitled "Heating Device" by Fritz et al. filed on even date herewith; and U.S. design patent application Ser. No. 29/606,420 entitled "Heating Device" by Fritz et al. filed on even date herewith.

FIG. 1 is a perspective view of a heating device showing our new design;

FIG. 2 is a front elevational view of the heating device of FIG. 1;

FIG. 3 is a rear elevational view of the heating device of FIG. 1;

FIG. 4 is a left side elevational view of the heating device of FIG. 1;

FIG. 5 is a right side elevational view of the heating device of FIG. 1;

FIG. 6 is a top plan view of the heating device of FIG. 1; and,

FIG. 7 is a bottom plan view of the heating device of FIG. 1.

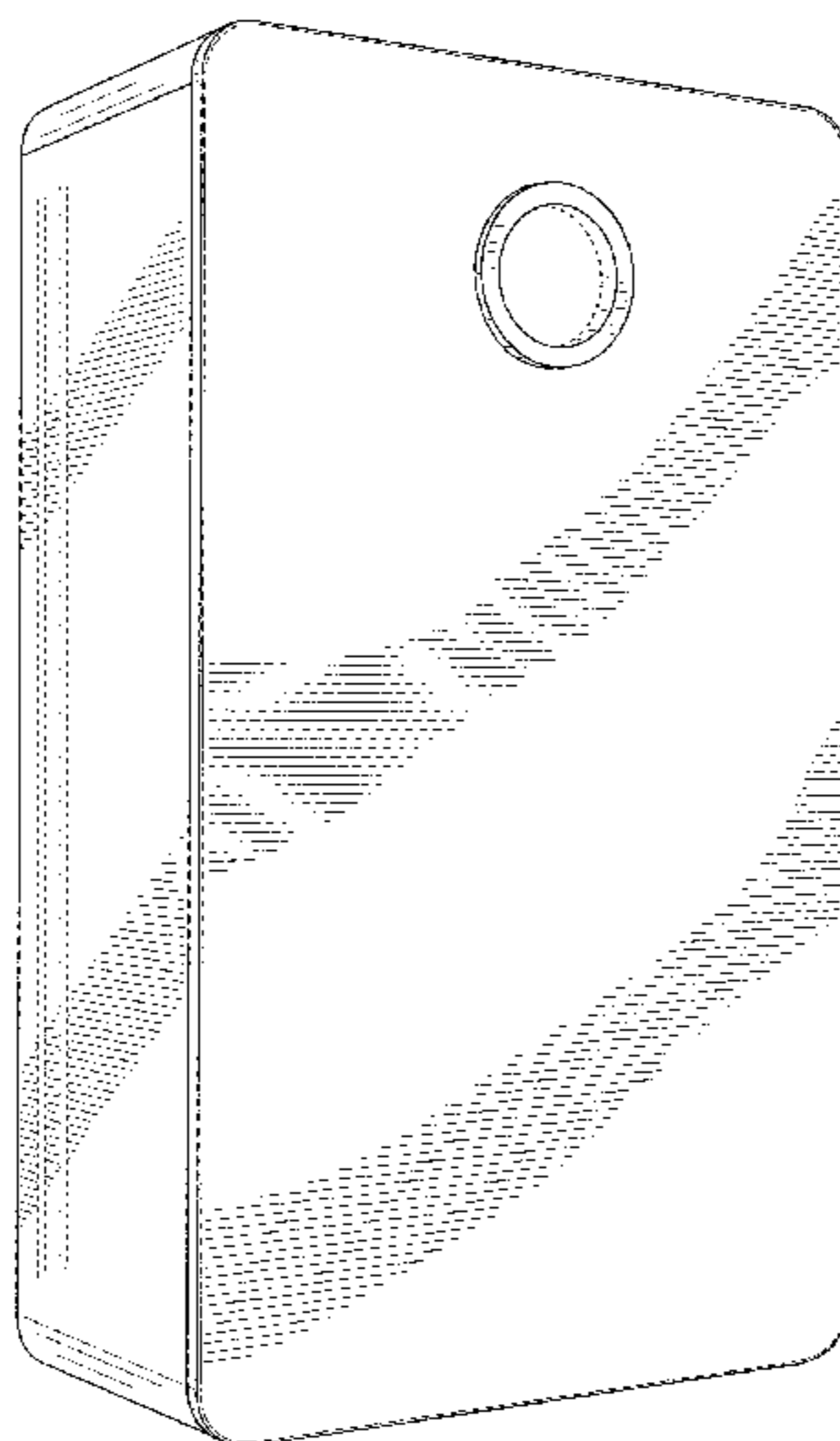
The broken lines shown in the drawings illustrate portions of the heating device that form no part of the claimed design.

(56) **References Cited**

U.S. PATENT DOCUMENTS

7,046,922 B1 * 5/2006 Sturm F24H 1/102 392/465
D616,536 S * 5/2010 Lee D23/318
D621,490 S * 8/2010 Schmidt D23/319
D628,979 S * 12/2010 Yagi D14/214
D641,460 S * 7/2011 Choi D23/318
8,297,525 B1 * 10/2012 Bolivar H05B 3/78 236/20 R
D687,134 S * 7/2013 Lee D23/320

1 Claim, 7 Drawing Sheets



(56)

References Cited

U.S. PATENT DOCUMENTS

| | | | |
|-------------------|---------|------------------|------------------------|
| D768,831 S | 10/2016 | Buettner et al. | |
| D768,832 S | 10/2016 | Buettner et al. | |
| D769,425 S | 10/2016 | Buettner et al. | |
| D769,426 S | 10/2016 | Buettner et al. | |
| D769,427 S | 10/2016 | Buettner et al. | |
| D769,428 S | 10/2016 | Buettner et al. | |
| D769,429 S | 10/2016 | Buettner et al. | |
| D770,021 S | 10/2016 | Buettner et al. | |
| D770,604 S | 11/2016 | Buettner et al. | |
| D773,020 S | 11/2016 | Buettner et al. | |
| 2012/0275775 A1 * | 11/2012 | Iskrenovic | F24H 1/142 392/483 |
| 2014/0064716 A1 * | 3/2014 | Cohen | F24H 9/2021 392/441 |
| 2015/0147054 A1 * | 5/2015 | Green | F16K 49/002 392/449 |

* cited by examiner

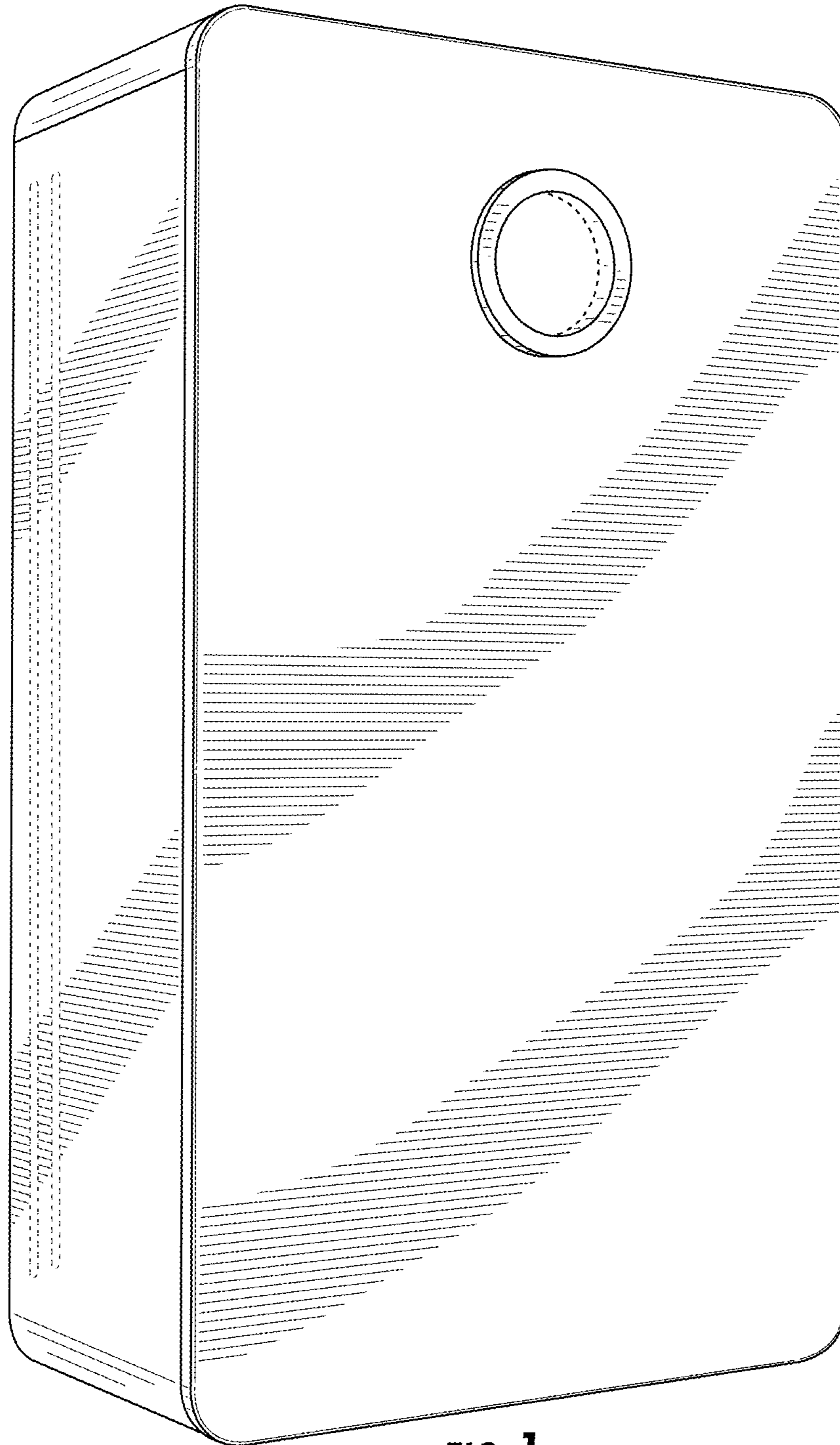


FIG. 1

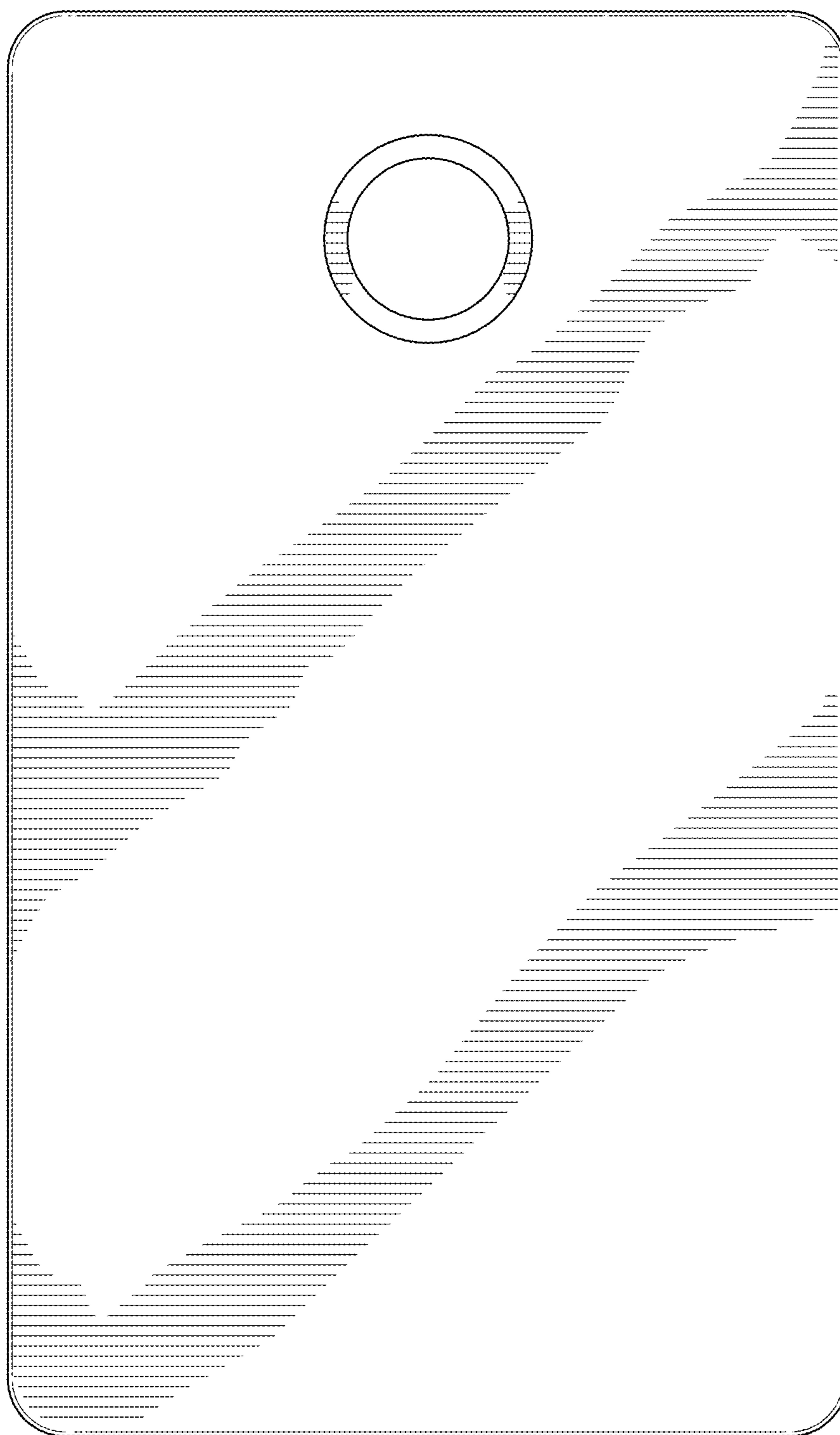


FIG. 2




FIG. 3

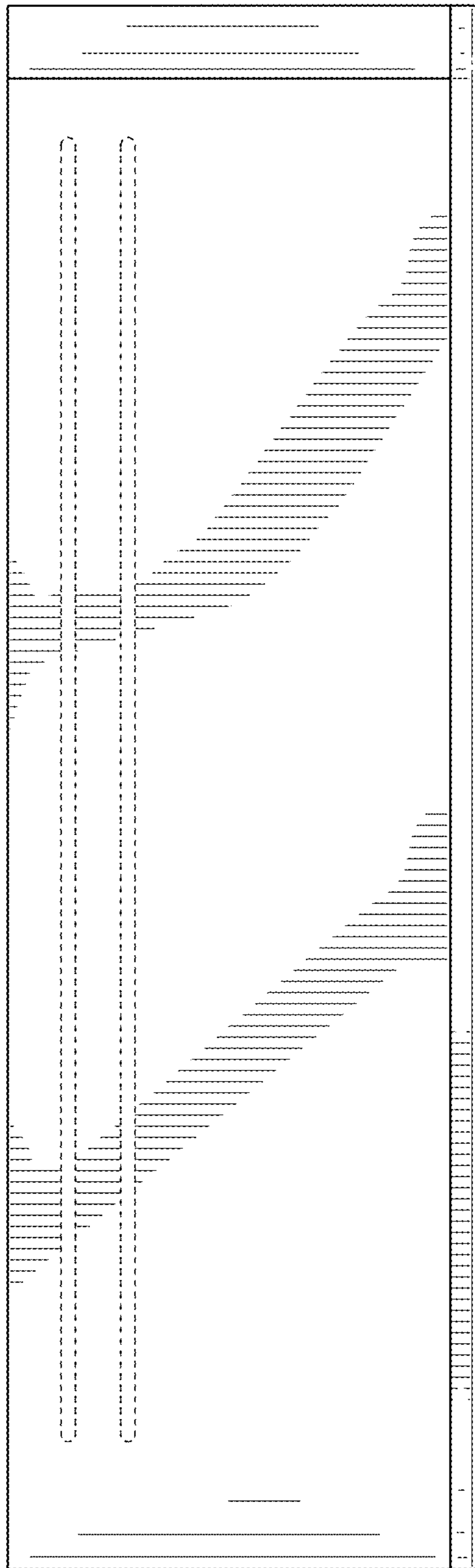


FIG. 4




FIG. 5

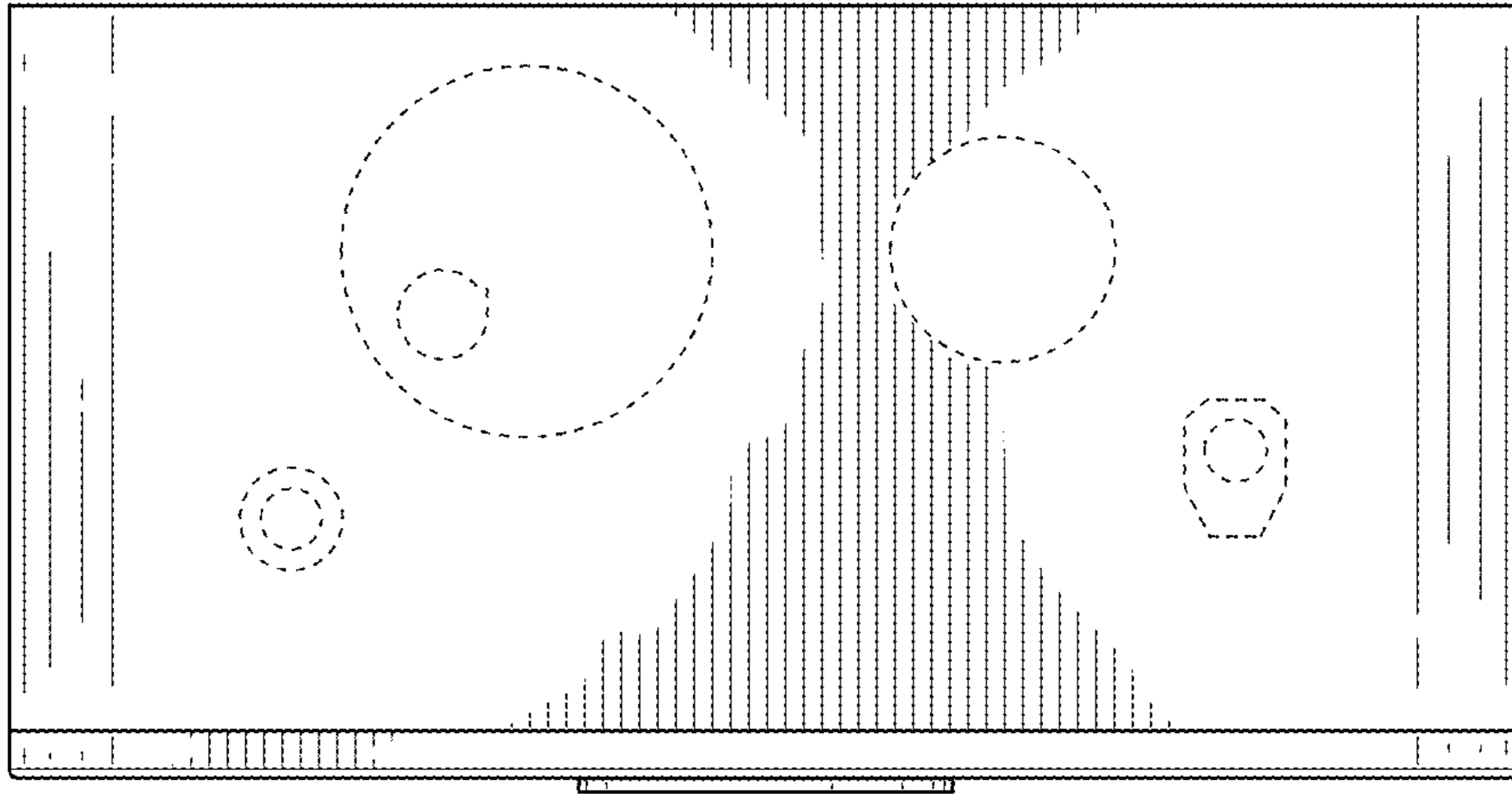


FIG. 6




FIG. 7