



US00D831788S

(12) **United States Design Patent**
Zou

(10) **Patent No.:** **US D831,788 S**
(45) **Date of Patent:** **** Oct. 23, 2018**

- (54) **FILTER UNIT**
- (71) Applicant: **QINGDAO ECOPURE FILTER CO., LTD.**, Qingdao (CN)
- (72) Inventor: **Zhibin Zou**, Qingdao (CN)
- (73) Assignee: **QINGDAO ECOPURE FILTER CO., LTD.**, Jimo, Qingdao (CN)

- D761,934 S * 7/2016 Branscomb D23/209
- D764,021 S * 8/2016 Lu D23/209
- D770,011 S * 10/2016 Nelson D23/209
- D773,608 S * 12/2016 Nelson D23/209
- D788,880 S * 6/2017 Zou D23/209
- D792,943 S * 7/2017 Zou B01D 35/30
D23/209
- D794,749 S * 8/2017 Zou B01D 35/306
D23/209
- D794,750 S * 8/2017 Zou B01D 35/30
D23/209

(**) Term: **15 Years**

* cited by examiner

(21) Appl. No.: **29/618,852**

Primary Examiner — Robin V Webster

(22) Filed: **Sep. 25, 2017**

(74) *Attorney, Agent, or Firm* — Muncy, Geissler, Olds & Lowe, P.C.

(51) **LOC (11) Cl.** **23-01**

(52) **U.S. Cl.**
USPC **D23/209**

(57) **CLAIM**

(58) **Field of Classification Search**
USPC D23/207, 209, 365
CPC . C02F 1/003; C02F 1/42; B01D 35/30; B01D 35/153; B01D 29/111; B01D 39/12; B29C 47/682

The ornamental design for a filter unit, as shown and described.

See application file for complete search history.

DESCRIPTION

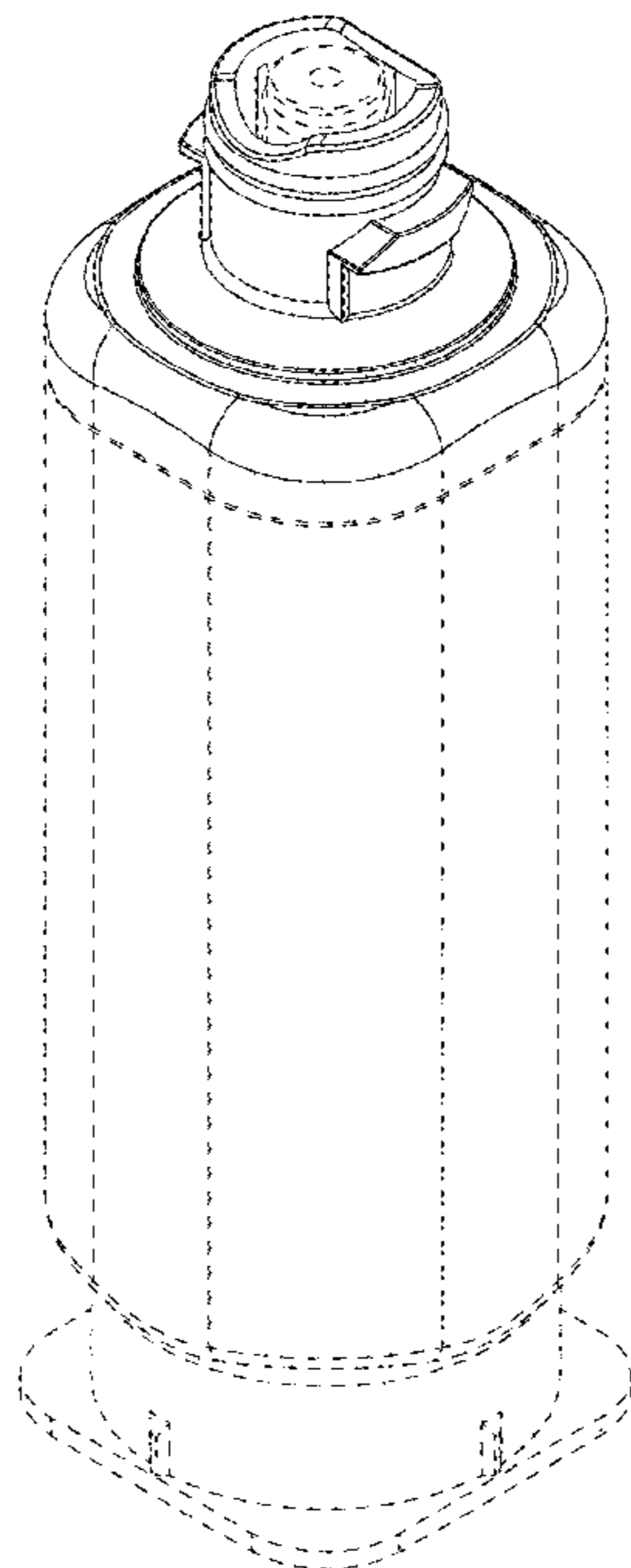
(56) **References Cited**

U.S. PATENT DOCUMENTS

- D472,299 S * 3/2003 Fritze B01D 35/30
D23/209
- D547,821 S * 7/2007 Kennedy D23/207
- D599,880 S * 9/2009 Rampen D23/209
- 8,246,883 B2 * 8/2012 Bassett B01D 35/30
210/312
- 9,067,154 B1 * 6/2015 Branscomb B01D 35/306
- D750,739 S * 3/2016 Baird D23/209

FIG. 1 is a Front elevational view of a filter unit showing my new design;
FIG. 2 is a Rear elevational view thereof;
FIG. 3 is a Left side view thereof;
FIG. 4 is a Right side view thereof;
FIG. 5 is a Top plan view thereof;
FIG. 6 is a Bottom plan view thereof; and,
FIG. 7 is a Perspective views thereof.
The broken lines in the drawing depict portions of the filter unit that form no part of the claimed design.

1 Claim, 7 Drawing Sheets






FIG. 1




FIG. 2




FIG. 3




FIG. 4

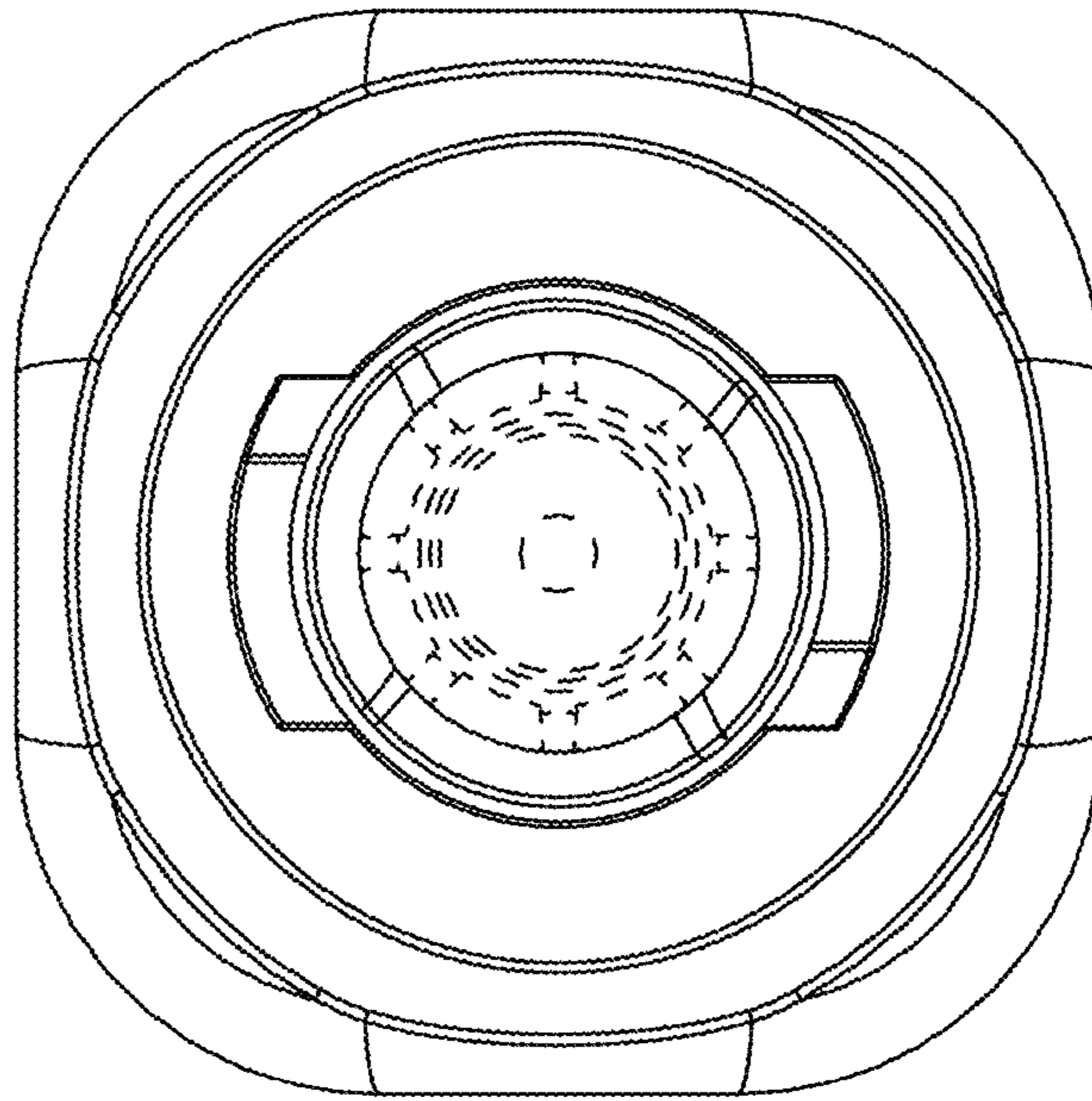


FIG. 5

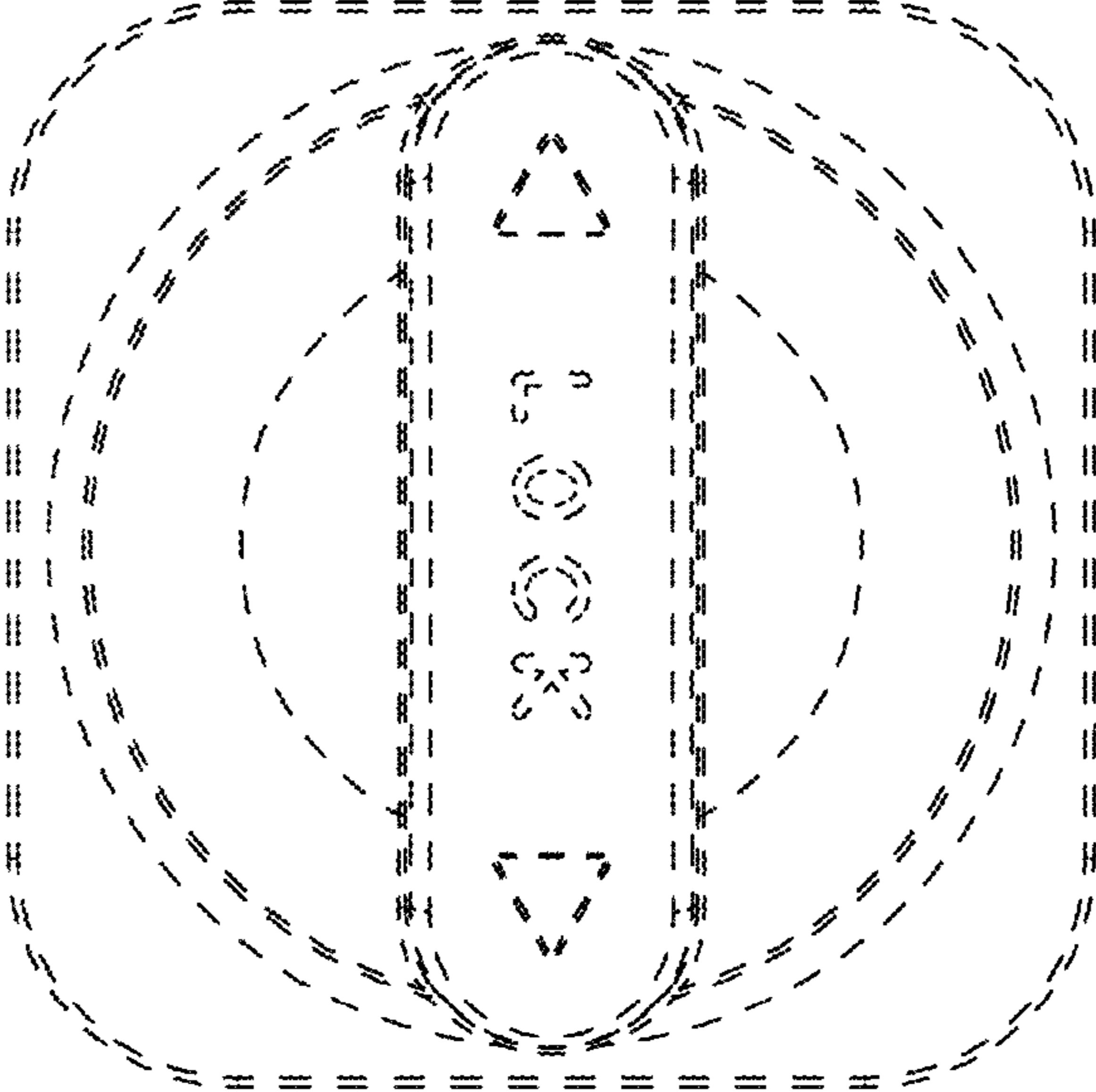


FIG. 6

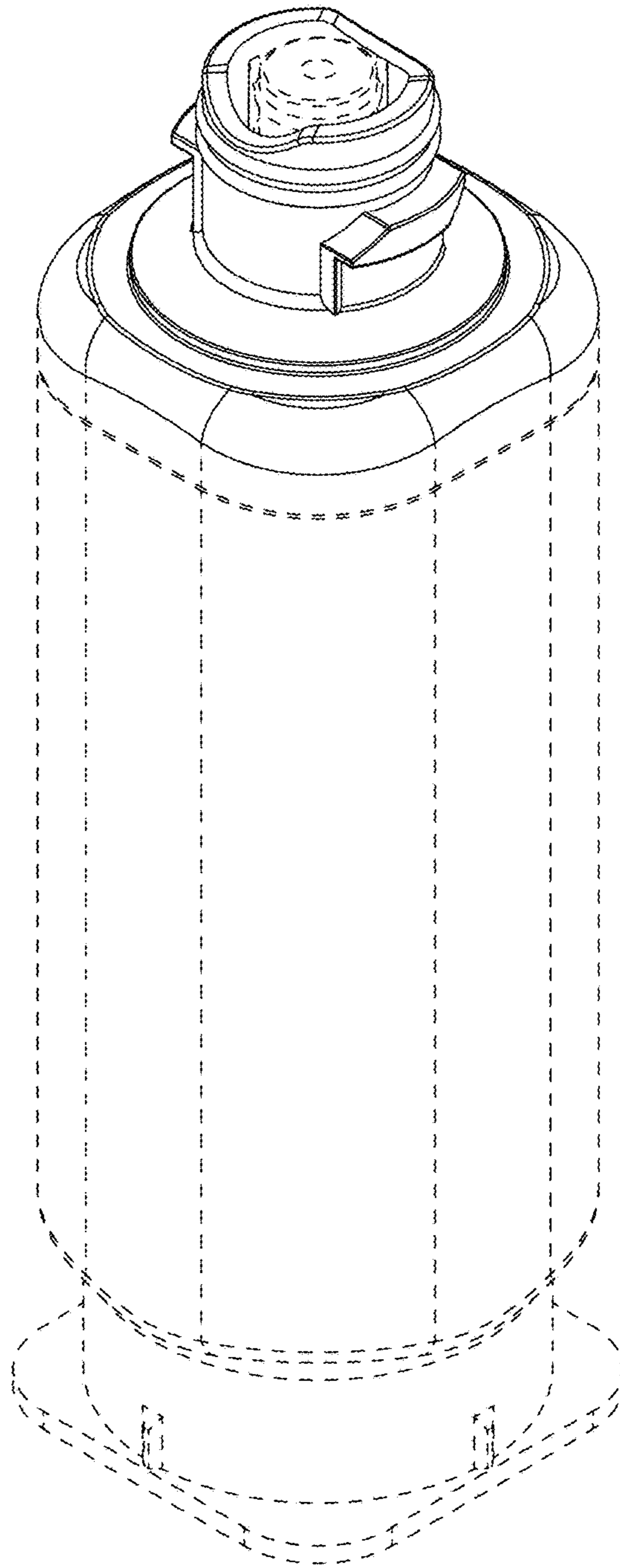


FIG. 7