



US00D831735S

(12) **United States Design Patent** (10) **Patent No.:** **US D831,735 S**
Jones (45) **Date of Patent:** **** Oct. 23, 2018**

(54) **MARACA**
(71) Applicants: **Cheryl Lynn Jones**, Tavares, FL (US);
Daniel L. Lathery, Louisville, KY
(US)
(72) Inventor: **Cheryl Lynn Jones**, Tavares, FL (US)
(73) Assignees: **Cheryl Lynn Jones**, Tavares, FL (US);
Daniel L. Lathery, Louisville, KY
(US)

D385,925 S * 11/1997 Jensen D21/406
D430,890 S * 9/2000 Cohen D17/22
D504,706 S * 5/2005 Bennett D21/398
7,771,247 B2 * 8/2010 Kessler A63H 29/22
446/236
D724,751 S * 3/2015 Huang D24/214
9,044,853 B2 * 6/2015 Phui B25G 1/102
2009/0175987 A1 * 7/2009 Shecter A63H 5/00
426/110

(**) Term: **15 Years**

(21) Appl. No.: **29/606,771**

(22) Filed: **Jun. 7, 2017**

(51) **LOC (11) Cl.** **17-04**

(52) **U.S. Cl.**
USPC **D17/22; D21/406**

(58) **Field of Classification Search**
USPC D17/10, 22, 23, 24, 99; D19/142, 26;
D21/405, 406, 407, 408; D10/119.1;
D24/194, 195, 197
CPC A63H 5/00; G10D 13/00; G10D 13/003;
G10D 13/06; G10D 17/00
See application file for complete search history.

(56) **References Cited**

U.S. PATENT DOCUMENTS

407,521 A * 7/1889 Fischer A63H 5/00
446/213
2,470,612 A * 5/1949 Galter A63H 5/00
362/186
D256,206 S * 8/1980 Richmond D7/300.2
4,905,566 A * 3/1990 Hughlett G10D 13/003
84/422.4
D362,819 S * 10/1995 Stannard D10/118.1
D371,580 S * 7/1996 Venecia D17/24

OTHER PUBLICATIONS

Handcrafted Delights, Adorable Mushroom Rattles, posted Oct. 30, 2009, [online], [site visited Jun. 25, 2018]. Available from Internet, <URL: <http://www.handcrafteddelights.com/adorable-mushroom-rattles/>> (Year: 2009).*

* cited by examiner

Primary Examiner — Sheryl Lane
Assistant Examiner — Samantha N Wood

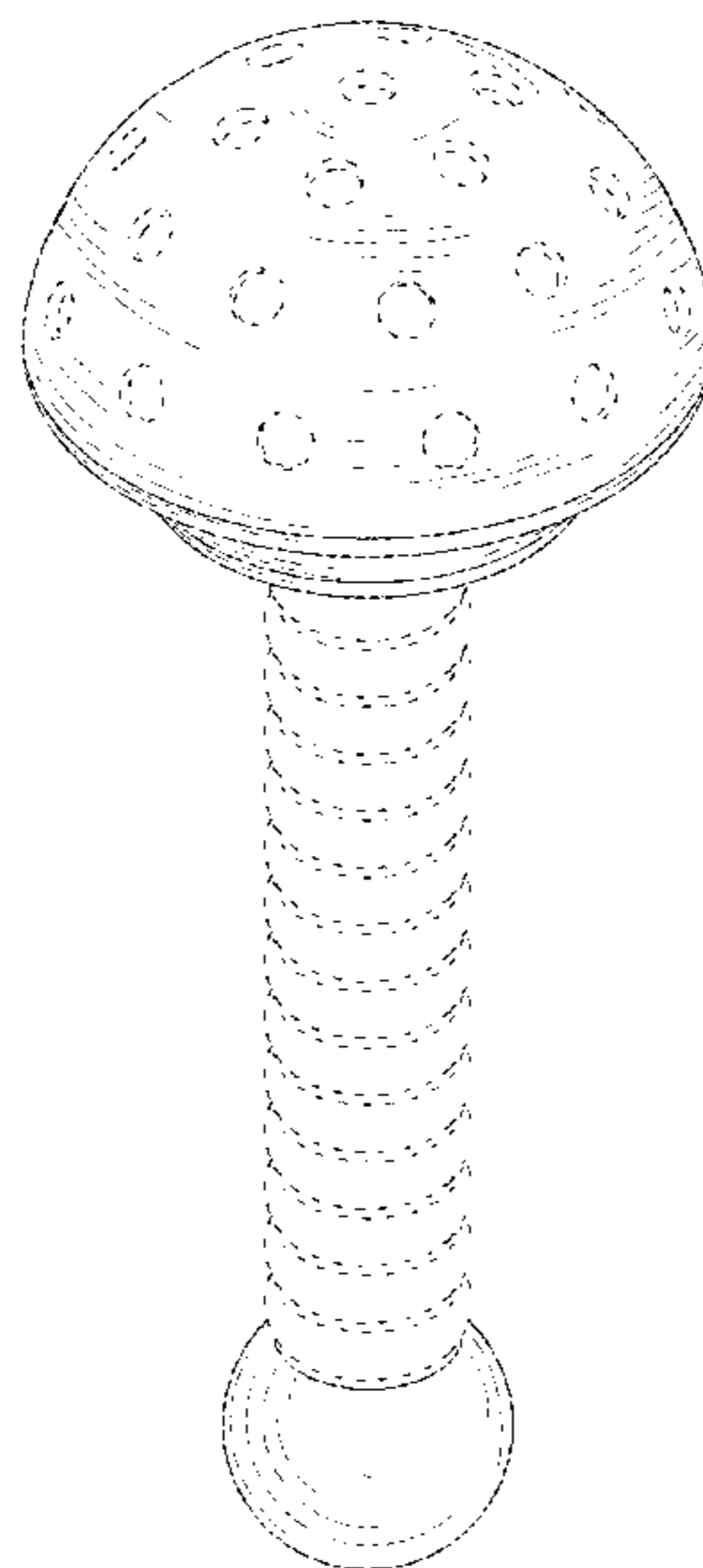
(57) **CLAIM**

The ornamental design for a maraca, as shown and described.

DESCRIPTION

FIG. 1 is a top perspective view of a maraca;
FIG. 2 is a bottom perspective view thereof;
FIG. 3 is a front elevational view thereof, with the rear elevation being a mirror image thereof;
FIG. 4 is a top plan view thereof; and,
FIG. 5 is a bottom plan view thereof.
The broken line showing of the handle and dotted pattern on the maraca surface in FIGS. 1-5 are included for the purpose of showing environmental structure and form no part of the claimed design.

1 Claim, 5 Drawing Sheets



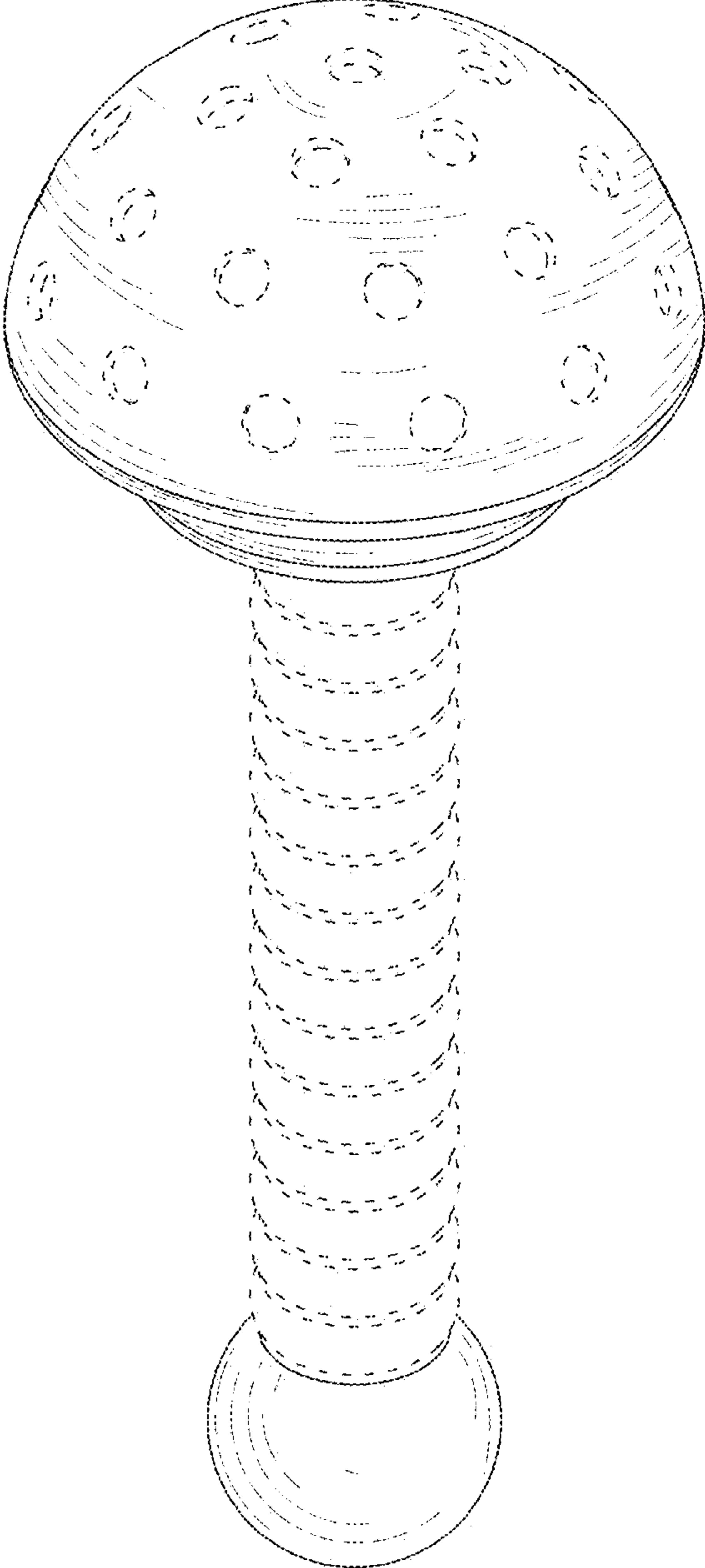


FIG. 1

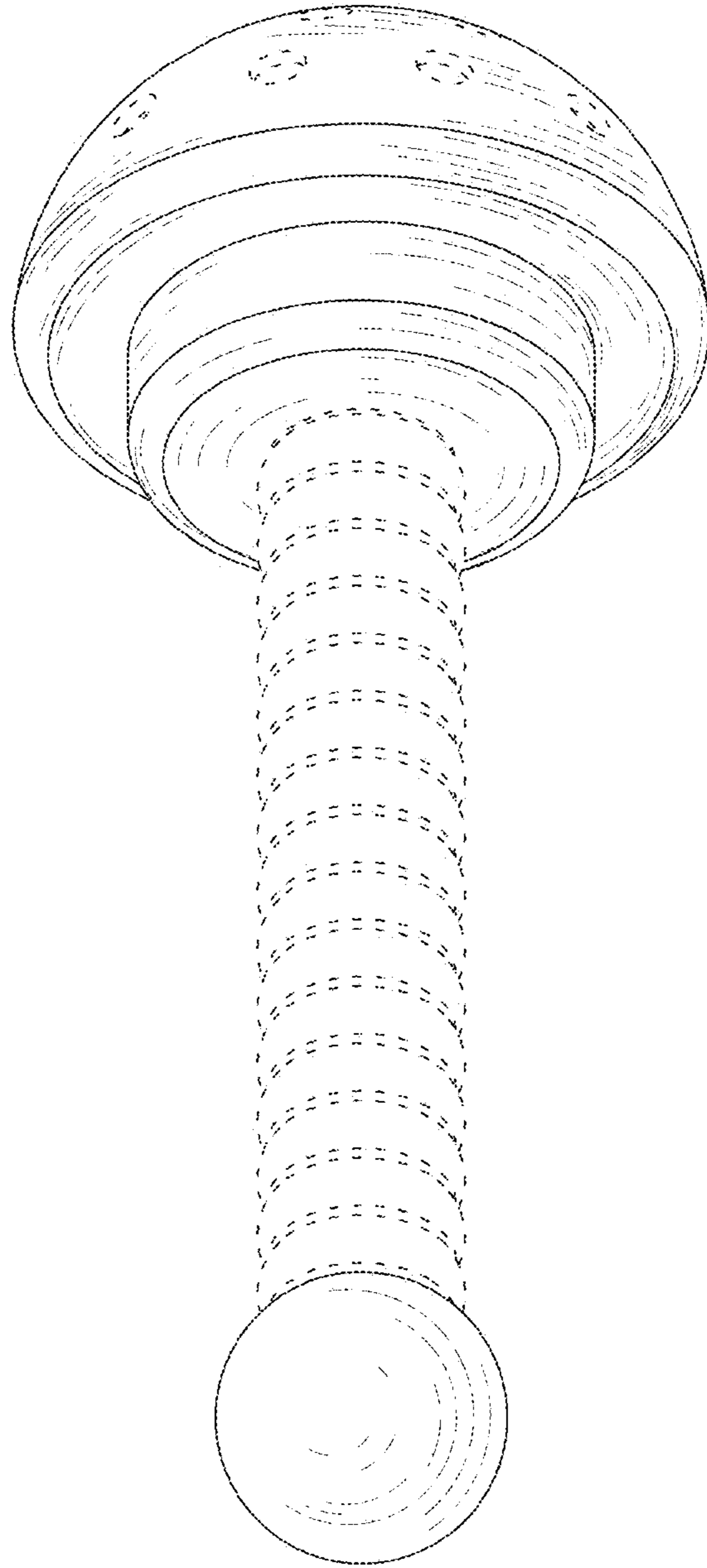


FIG. 2

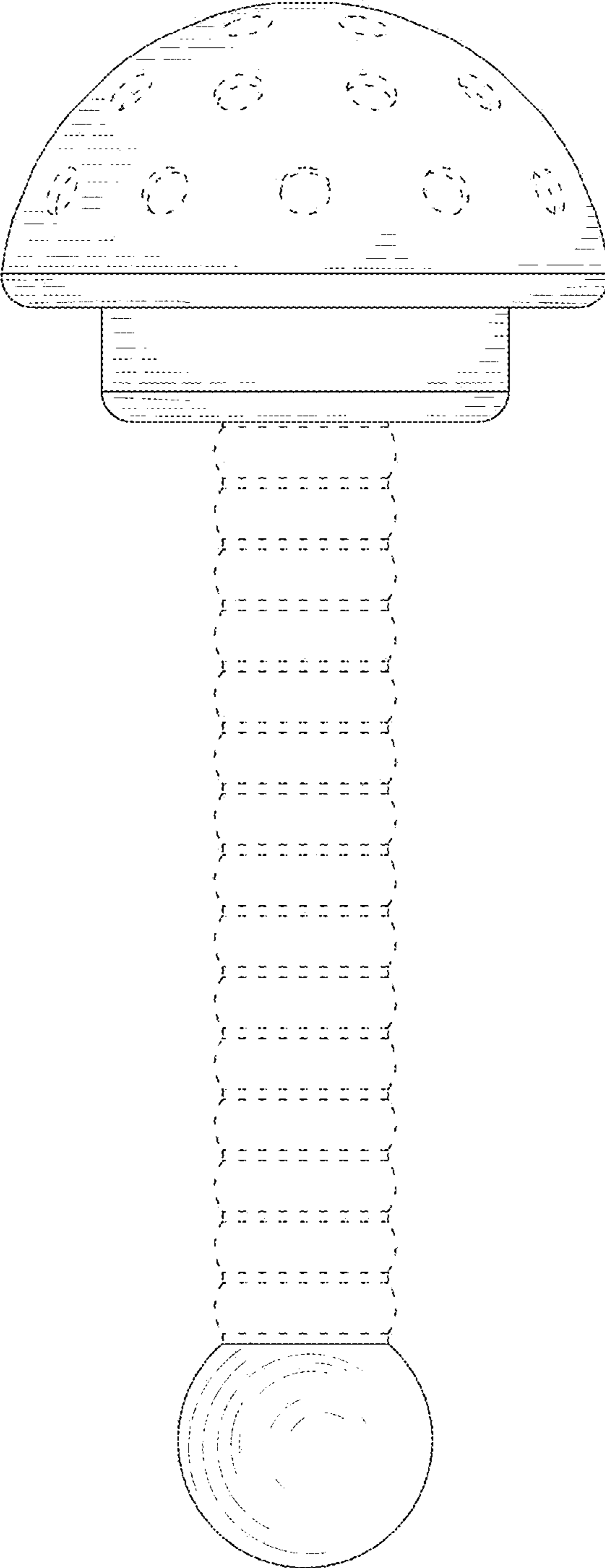


FIG. 3

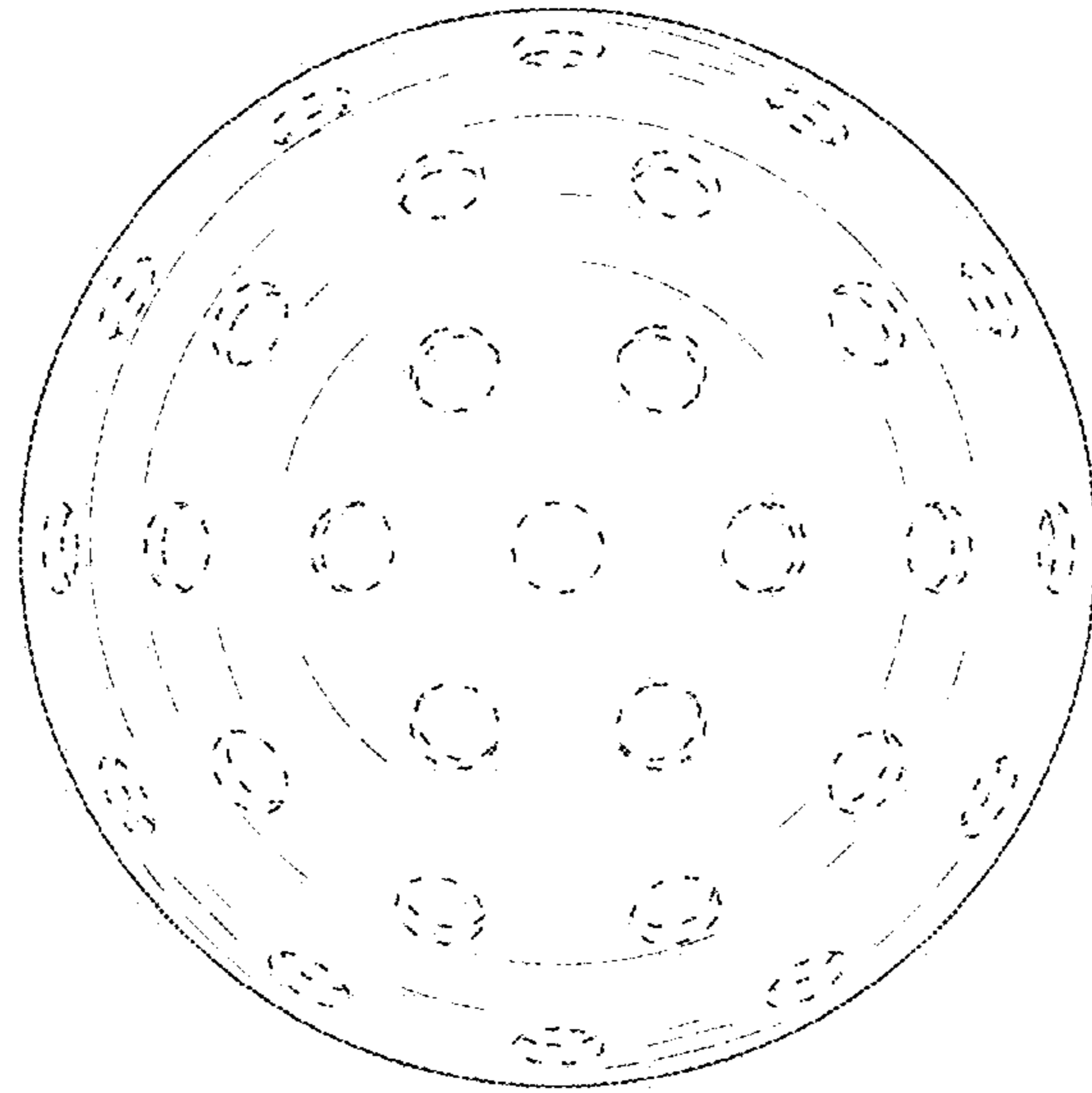


FIG. 4

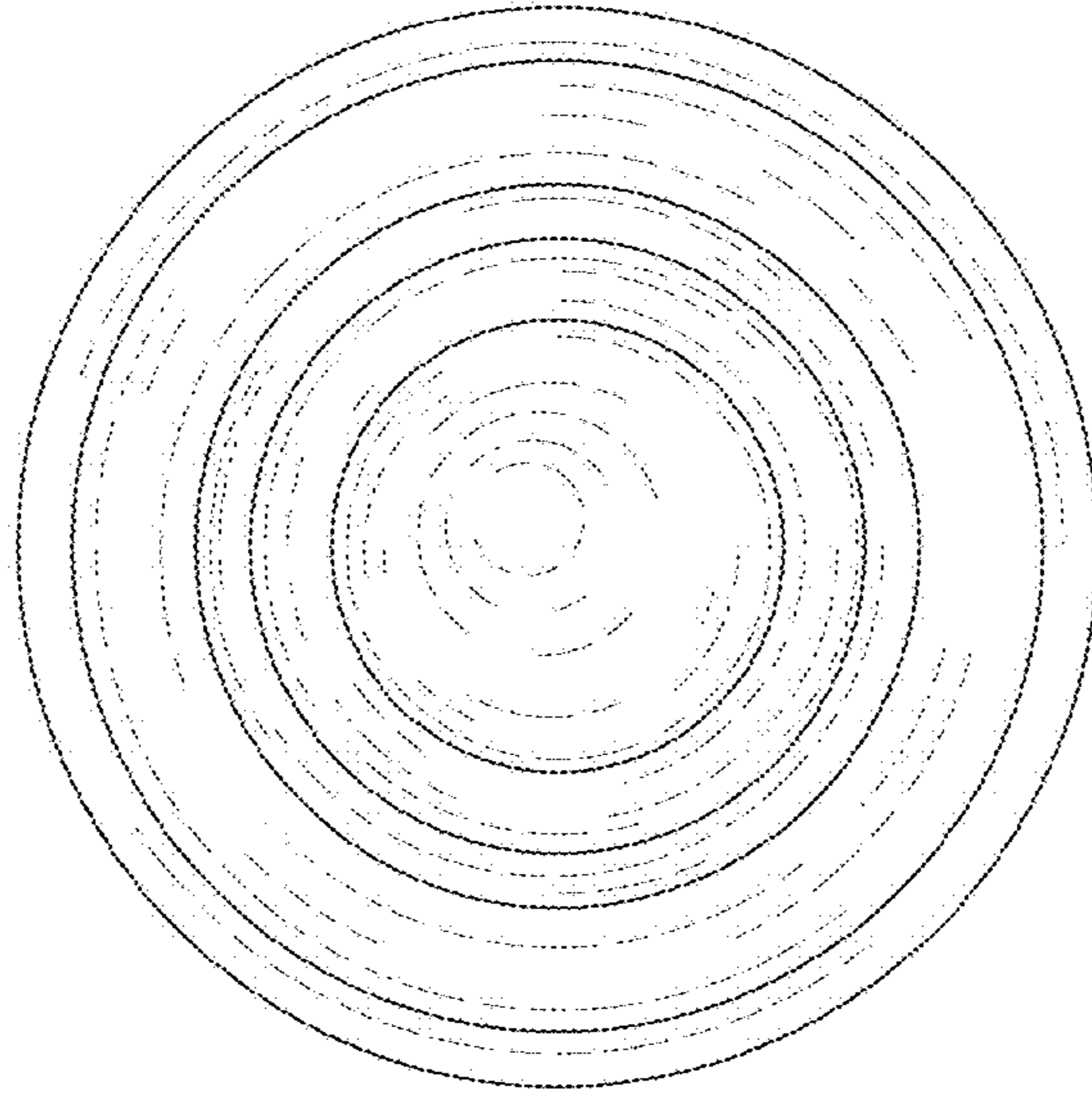


FIG. 5