

US00D831729S

(12) **United States Design Patent**
Ueda

(10) **Patent No.:** **US D831,729 S**
(45) **Date of Patent:** **** Oct. 23, 2018**

(54) **PROJECTOR**

(71) Applicant: **SONY MOBILE COMMUNICATIONS INC.**, Tokyo (JP)

(72) Inventor: **Arinobu Ueda**, Tokyo (JP)

(73) Assignee: **SONY MOBILE COMMUNICATIONS INC.**, Tokyo (JP)

(**) Term: **15 Years**

(21) Appl. No.: **29/594,451**

(22) Filed: **Feb. 17, 2017**

(30) **Foreign Application Priority Data**

Aug. 30, 2016 (JP) D2016-018565

(51) **LOC (11) Cl.** **16-02**

(52) **U.S. Cl.**
USPC **D16/235**

(58) **Field of Classification Search**
USPC D16/221, 225, 230-231, 234-235;
D21/514; D14/204
CPC G03B 21/00; G03B 21/001; G03B 21/003;
G03B 21/14; G03B 21/145; G03B 21/12
See application file for complete search history.

(56) **References Cited**

U.S. PATENT DOCUMENTS

- 3,100,427 A * 8/1963 Lehmann G03G 15/221
D16/225
- D229,781 S * 1/1974 Laughon D16/225
- D364,416 S * 11/1995 Saeki D16/221
- D382,002 S * 8/1997 Hix D16/225
- D405,100 S * 2/1999 Suzuki D16/231

- D412,006 S * 7/1999 Gilbert D16/225
- D433,048 S * 10/2000 Ikenaga D16/225
- D474,798 S * 5/2003 Ohshima D16/225
- D563,386 S 3/2008 Foster
- D570,869 S 6/2008 Yamada
- D586,327 S 2/2009 Shimizu
- D639,271 S 6/2011 Xiao
- D680,572 S * 4/2013 Morohoshi D16/225
- D781,367 S * 3/2017 Ishikawa D16/235

FOREIGN PATENT DOCUMENTS

CN 303521296 * 9/2015

* cited by examiner

Primary Examiner — Wan Laymon

(74) *Attorney, Agent, or Firm* — Michael Best and Friedrich LLP

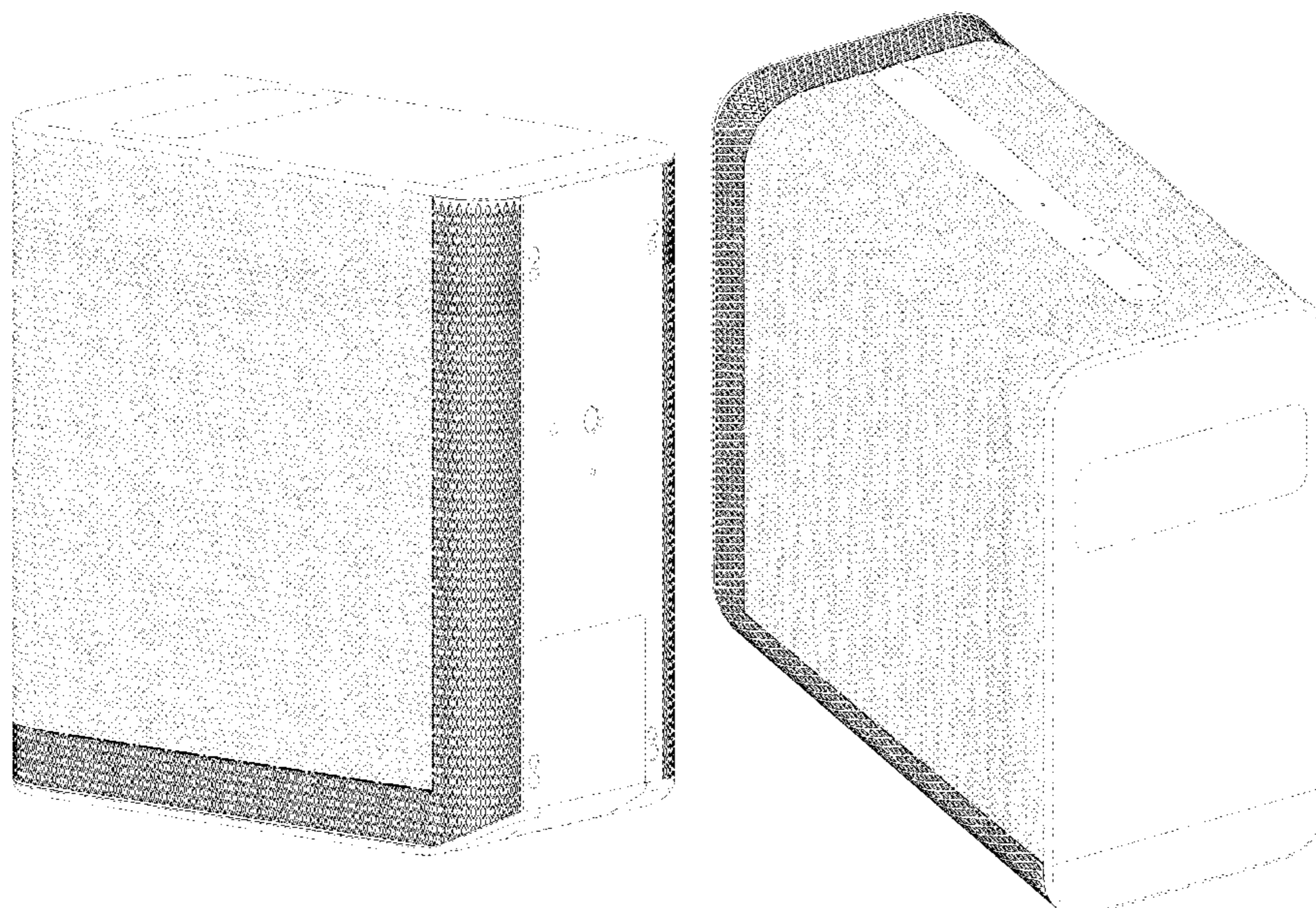
(57) **CLAIM**

The ornamental design for a projector, as shown and described.

DESCRIPTION

FIG. 1 is a front, top, right perspective view of a projector showing my new design;
 FIG. 2 is a rear, top, right perspective view thereof;
 FIG. 3 is another front, top right perspective view thereof;
 FIG. 4 is a front, bottom left perspective view thereof;
 FIG. 5 is a front elevational view thereof;
 FIG. 6 is a rear elevational view thereof;
 FIG. 7 is a left side elevational view thereof; and,
 FIG. 8 is a right side elevational view thereof.
 The broken lines illustrating portions of the projector form no part of the claimed design. The dot-dash broken lines define the boundaries of the claimed design and form no part of the claimed design.

1 Claim, 8 Drawing Sheets






FIG. 1

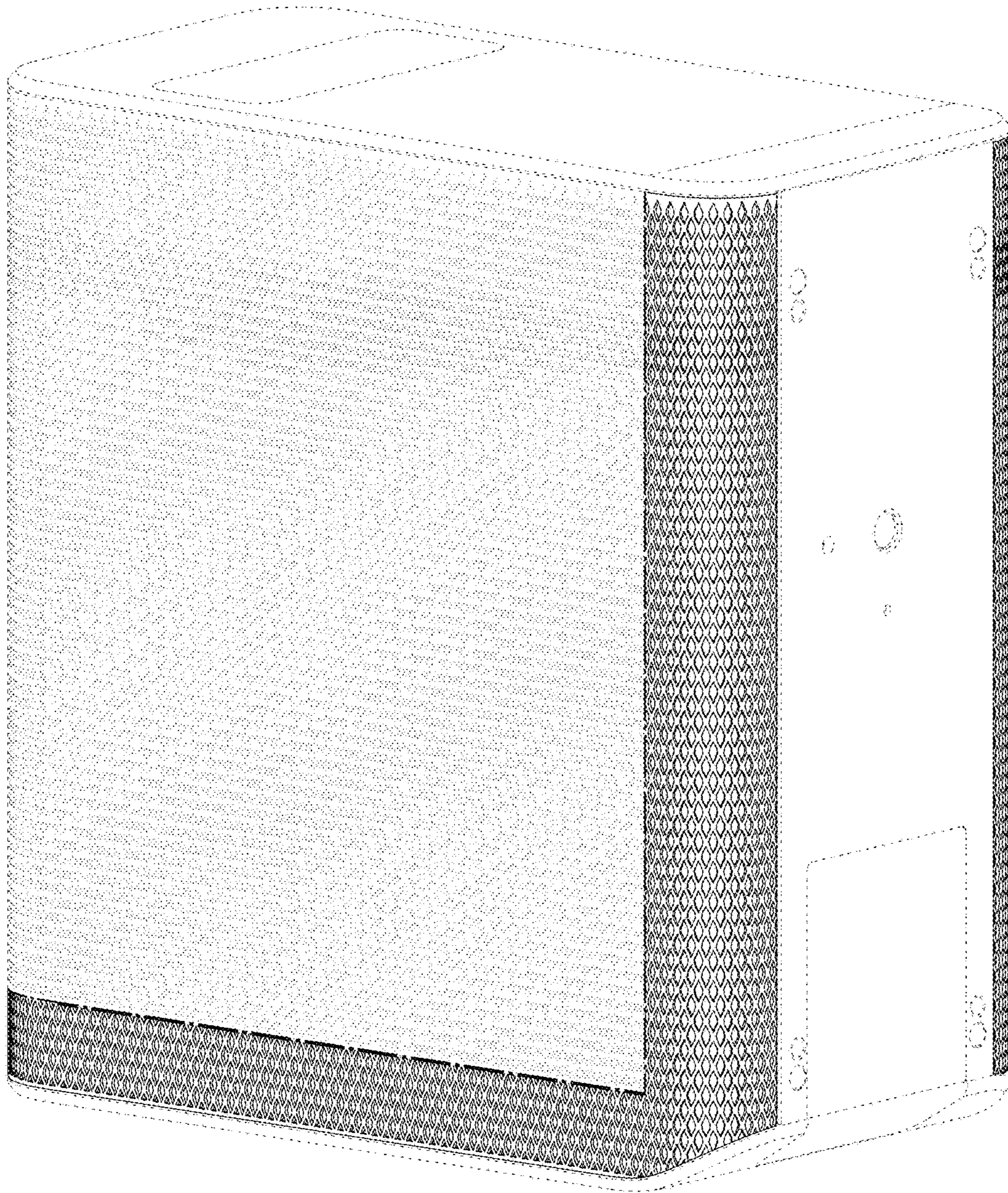


FIG. 2




FIG. 3



FIG. 4




FIG. 5

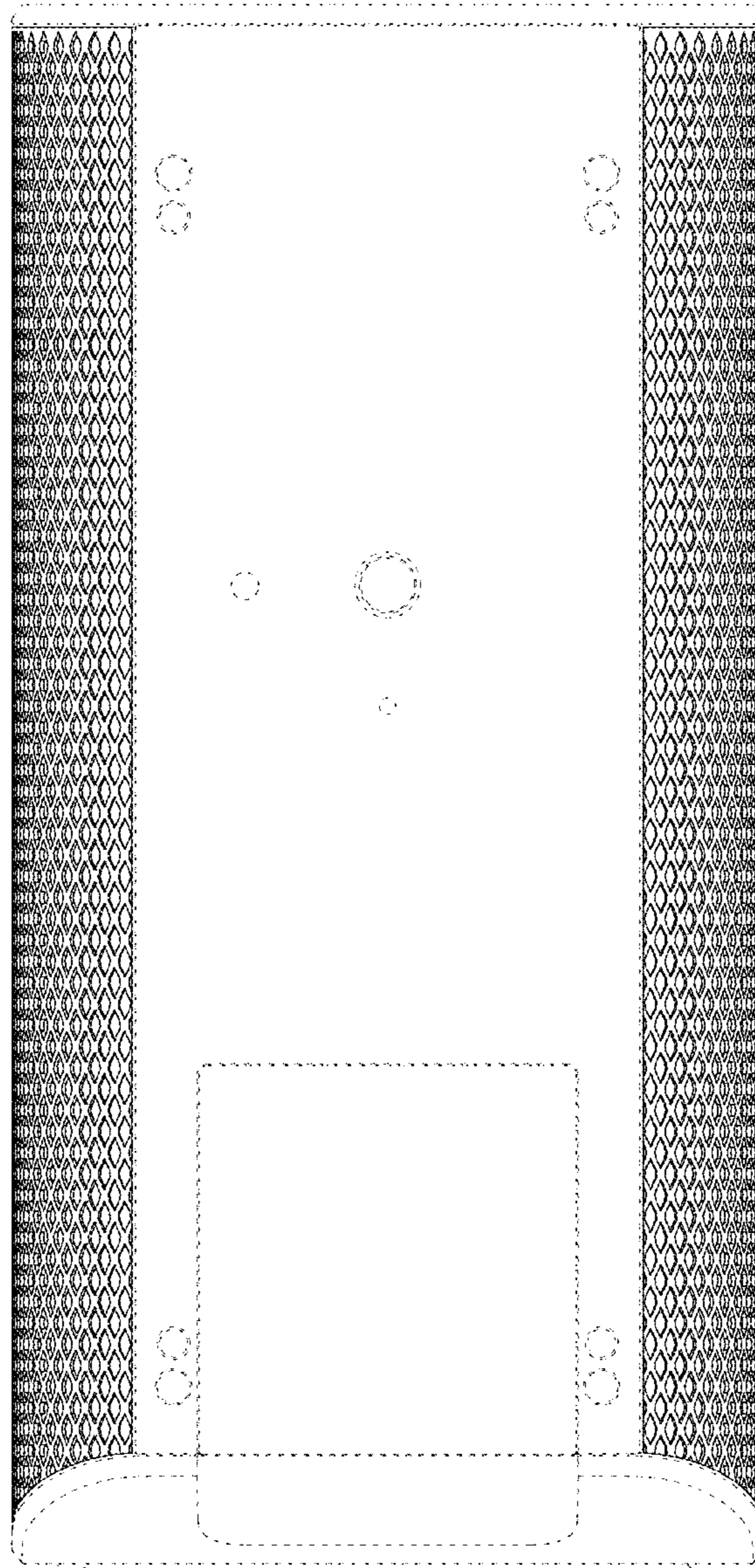


FIG. 6




FIG. 7




FIG. 8