



US00D831699S

(12) **United States Design Patent** (10) **Patent No.:** **US D831,699 S**  
**Jewitt** (45) **Date of Patent:** **\*\* Oct. 23, 2018**

(54) **PRINTER MACHINE USER INTERFACE  
SCREEN WITH ICON**

D799,546 S \* 10/2017 Jewitt ..... D14/492  
D806,129 S \* 12/2017 Jewitt ..... D14/493  
2014/0096057 A1\* 4/2014 Marston ..... B67D 7/02  
715/771

(71) Applicant: **XEROX CORPORATION**, Norwalk,  
CT (US)

**OTHER PUBLICATIONS**

(72) Inventor: **Shane Jewitt**, Webster, NY (US)

Round Mobile UI Set, by Inmotus Design, iconfinder.com [online],  
published on Dec. 4, 2015, [retrieved on Aug. 23, 2018], retrieved  
from the Internet <URL: https://www.iconfinder.com/iconsets/round-  
mobile-ui-set> (Year: 2015).\*

(73) Assignee: **Xerox Corporation**, Norwalk, CT (US)

Rcons Card Bank Color, by Ryazancez, iconfinder.com [online],  
published on Mar. 10, 2014, [retrieved on Aug. 23, 2018], retrieved  
from the Internet <URL: https://www.iconfinder.com/iconsets/rcons-  
card-bank-color> (Year: 2014).\*

(\*\*) Term: **15 Years**

(21) Appl. No.: **29/630,458**

Mini Solid Icons vol. 5, by Creative Stall, iconfinder.com [online],  
published on May 21, 2015, [retrieved on Aug. 23, 2018], retrieved  
from the Internet <URL: https://www.iconfinder.com/iconsets/mini-  
solid-icons-vol-5> (Year: 2015).\*

(22) Filed: **Dec. 21, 2017**

(51) **LOC (11) Cl.** ..... **14-04**

(52) **U.S. Cl.**

USPC ..... **D14/492**

(58) **Field of Classification Search**

USPC .... D14/485-495; D5/20, 26, 30, 40, 63-65;  
D20/10, 11, 22, 27, 39, 40

CPC ..... G06F 3/048-3/04897; G06F 17/24; H04N  
1/0044; H04N 1/00196; H04N

1/00408-1/00437; G06T 2200/24; B41J  
29/38; G03G 15/5016; G03G 15/502

See application file for complete search history.

\* cited by examiner

*Primary Examiner* — Cathron C Brooks

*Assistant Examiner* — Ian F Whitmore

(57)

**CLAIM**

The ornamental design for a printer machine user interface  
screen with icon, as shown and described.

**DESCRIPTION**

FIG. 1 is a front view of a printer machine user interface  
screen with icon showing the new design enlarged and  
isolated from the broken line disclosure for clarity of illus-  
tration; and,

FIG. 2 is a front view of a printer machine user interface  
screen with icon showing the new design.


The outer perimeter formed by a pair of broken-lines in FIG.  
2 illustrates a printer machine user interface screen and  
forms no part of the claimed design. The remaining broken  
lines illustrate portions of a graphical user interface and  
form no part of the claimed design.

(56) **References Cited**

**U.S. PATENT DOCUMENTS**

D667,458 S \* 9/2012 Eby ..... D14/493  
D684,995 S \* 6/2013 Chaudhri ..... D14/490  
D688,694 S \* 8/2013 Simmons ..... D14/489  
D721,731 S \* 1/2015 Jon ..... D14/491  
D731,546 S \* 6/2015 Zhou ..... D14/491  
D745,890 S \* 12/2015 Lee ..... D14/492  
D752,639 S \* 3/2016 Moon ..... D14/492  
D757,805 S \* 5/2016 Moon ..... D14/492  
D785,045 S \* 4/2017 Coffman ..... D14/492  
D786,929 S \* 5/2017 Lee ..... D14/493

**1 Claim, 2 Drawing Sheets**






FIG. 1

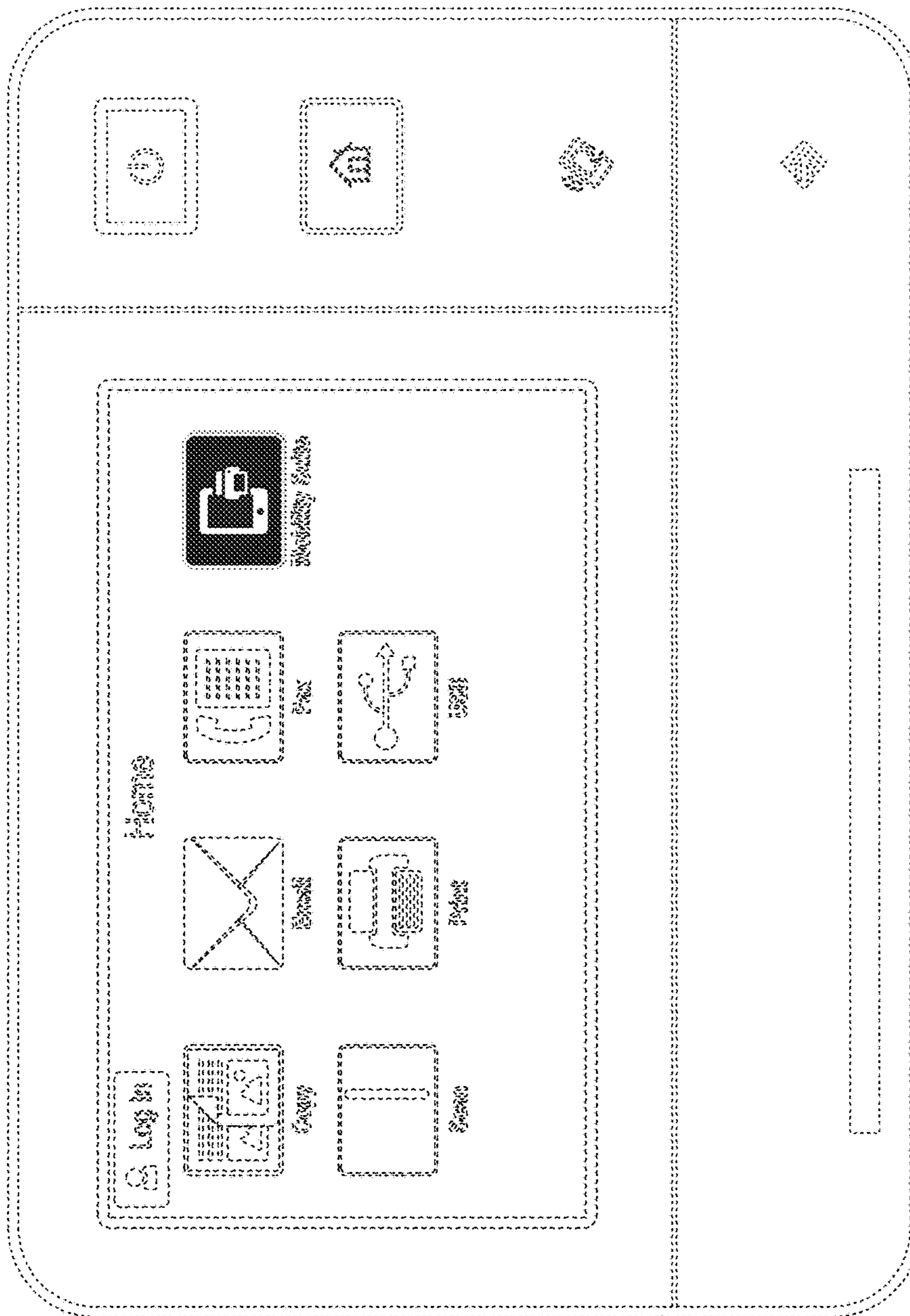


FIG. 2